

English as an Additional Language in Victorian government schools 2012



Preface

This report provides information on English as an additional language (EAL) programs and support services in Victorian government schools for 2012. Schools are advised that as the implementation of the Australian Curriculum proceeds, the term 'English as an additional language (EAL)' has replaced the term 'English as a second language'. This report is based on:

- **Language background other than English census**
This census provides detailed information on students from language backgrounds other than English who are enrolled in government schools in Victoria. All schools complete the census in August each year, providing details such as students' main languages spoken at home and date of first enrolment in an Australian school. EAL Index funding for the following year is based on this census.
- **New Arrivals data collection**
Data on newly arrived EAL students is collected twice a year. There are two collection periods
– 1 November to 30 June (period A) and 1 July to 31 October (period B).
- **EAL survey**
The EAL survey conducted annually by the Department of Education and Early Childhood Development seeks information from all schools in receipt of EAL Index funding. The survey provides a profile of the range of EAL learners and the types of EAL programs in government schools.

Part 1 provides contextual information and broad data relating to students from language backgrounds other than English. It sets the context for the following two parts:

Part 2 provides information on EAL provision for newly arrived EAL students.

Part 3 provides information on EAL provision for EAL students in mainstream schools.

Eight appendices provide supplementary information.

Regional data has been analysed based on the four new regions, which encompass the former nine regions as follows:

- South-Western Victoria (SWV) – combining the Barwon South Western, Grampians and Western Metropolitan Regions
- North-Western Victoria (NWV) – combining the Loddon Mallee and Northern Metropolitan Regions
- North-Eastern Victoria (NEV) – combining the Hume and Eastern Metropolitan Regions
- South-Eastern Victoria (SEV) – combining the Gippsland and Southern Metropolitan Regions.

This report is published online and is available, together with previous reports, at <http://www.education.vic.gov.au/school/teachers/teachingresources/diversity/eal/Pages/ealonlinereports.aspx>

Acronyms and abbreviations

EFT	Equivalent Full-Time
EAL	English as an Additional Language (This acronym replaces ESL)
ESL	English as a Second Language
LBOTE	Language Background Other Than English
LMERC	Languages and Multicultural Education Resource Centre
MEA	Multicultural Education Aide
NEV	North-Eastern Victoria - combining the former Hume and Eastern Metropolitan Regions
NWV	North-Western Victoria - combining the former Loddon Mallee and Northern Metropolitan Regions
SEV	South-Eastern Victoria - combining the former Gippsland and Southern Metropolitan Regions
SWV	South-Western Victoria - combining the former Barwon South Western, Grampians and Western Metropolitan Regions
SRP	Student Resource Package
VCAA	Victorian Curriculum and Assessment Authority
VCE	Victorian Certificate of Education

Contents

Preface	1
Acronyms and abbreviations	2
Contents	3
List of tables and figures	4
Part 1: Students from Language Backgrounds Other Than English	5
Students' language backgrounds	5
Students' countries of birth	6
Part 2: Provision for newly arrived EAL students	8
Students' language backgrounds	8
Countries of birth of newly arrived EAL students	9
Regional distribution of newly arrived EAL students	10
Part 3: Provision for EAL students in mainstream schools	11
Victorian Certificate of Education (VCE) EAL Units 3–4 sequence students	12
Multicultural Education Aides (MEAs)	13
Appendices	14
Appendix 1: Eligibility for EAL New Arrival Program – Victoria.....	14
Appendix 2: Newly arrived EAL students by language and region, government schools, Victoria, 2012.	15
Appendix 3: Newly arrived EAL students by country of birth and region, government schools, Victoria, 2012.	19
Appendix 4: Newly arrived EAL students by eligibility and region, government schools, Victoria, 2012.	23
Appendix 5: EAL Index funding levels, government schools, Victoria, 2012.....	24
Appendix 6: Government primary schools receiving EAL Index funding, Victoria, 2012.....	25
Appendix 7: Government secondary schools receiving EAL Index funding, Victoria, 2012.....	30
Appendix 8: Government Middle Year, P-9 & P-12 schools receiving EAL Index funding, Victoria, 2012.....	32

List of tables and figures

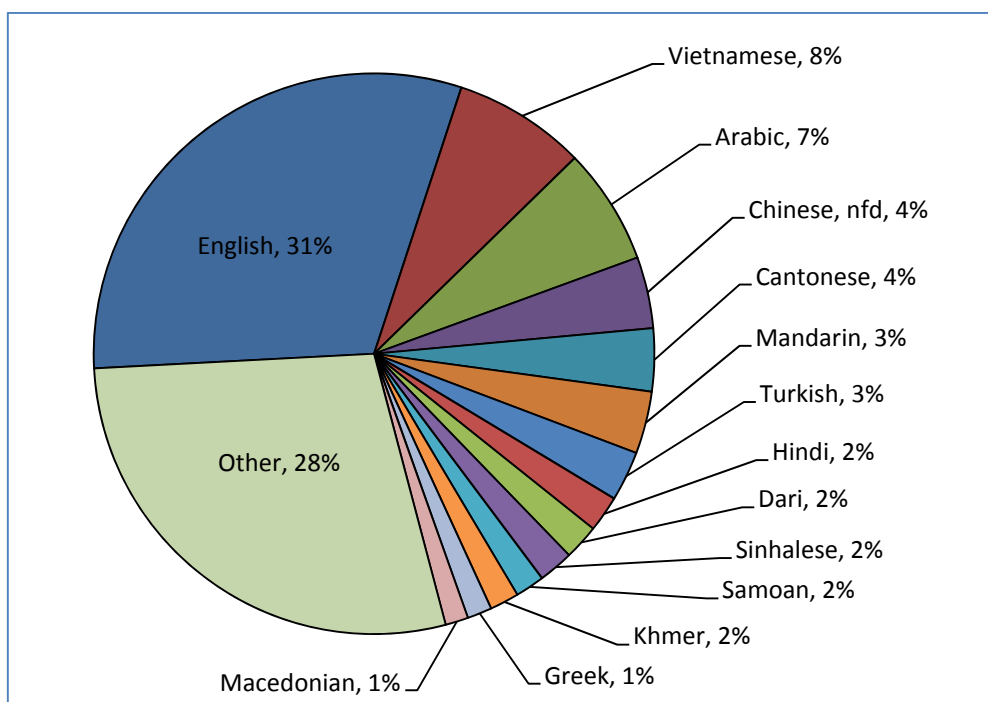
Figure 1: Main languages spoken at home by LBOTE students, government schools, Victoria, 2012.	5
Table 1: LBOTE Students by main language spoken at home, by region - government schools, Victoria, 2012.	6
Figure 2: LBOTE Students by country of birth, government schools, Victoria, 2012	6
Table 2: LBOTE Students by country of birth and region, government schools, Victoria, 2012.	7
Figure 3: Language backgrounds of newly arrived EAL students, government schools, Victoria, 2012.	9
Figure 4: Newly arrived EAL students by country of birth, government schools, Victoria, 2012.	9
Figure 5: Newly arrived EAL students by residency status and region, government schools, Victoria, 2012.	10
Table 3: EAL Index funding by region and program numbers, government schools, Victoria, 2012.	11
Table 4: EAL contingency funding allocations by school type, government school campuses, Victoria, 2012.	11
Table 5: Number and percentage of students ¹ enrolled in VCE EAL Units 3 and 4 sequence as compared to all students enrolled in by region, 2012.	12
Table 6: Number of students ¹ enrolled in VCE EAL Units 3 and 4 by region, 2006-2012.	12
Table 7: Multicultural education aides by region, government schools, Victoria, 2012.	13
Table 8: Multicultural education aides by school type, government schools, Victoria, 2012.	13

Part 1: Students from Language Backgrounds Other Than English

Students' language backgrounds

In 2012, 132,655 students in government schools (24.3 per cent) were identified as coming from language backgrounds other than English (LBOTE) (based on the August census, 2011). A student is defined as having a language background other than English if either the student or one or both parents speaks another language at home. Figure 1 provides the main home languages of LBOTE students, while Table 1 provides the home language and regional distribution of students in 2012.

Figure 1: Main languages spoken at home by LBOTE students, government schools, Victoria, 2012.



Source: LBOTE Census 2011.

*nfd: not further defined

Table 1: LBOTE Students by main language spoken at home, by region - government schools, Victoria, 2012.

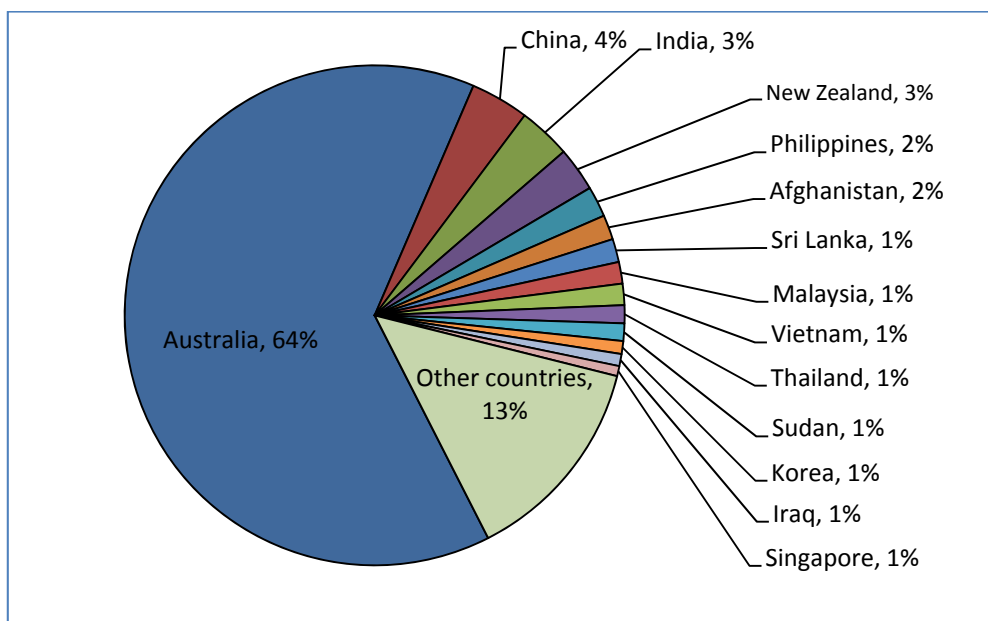
Language	Total	SWV	NWV	NEV	SEV
English	40,961	10,522	9,508	10,667	10,264
Vietnamese	10,150	5,241	1,226	1,430	2,253
Arabic	8,926	1,952	5,014	799	1,161
Chinese,*nfd	5,459	794	550	2,959	1,156
Cantonese	4,806	932	375	2,647	852
Mandarin	4,771	548	537	2,756	930
Turkish	3,824	707	2,458	229	430
Hindi	2,760	715	488	604	953
Dari	2,703	99	128	370	2,106
Sinhalese	2,678	377	515	683	1,103
Samoan	2,237	583	803	86	765
Khmer	2,230	66	124	274	1,766
Greek	1,880	336	623	455	466
Macedonian	1,759	777	845	29	108
Subtotal	95,144	23,649	23,194	23,988	24,313
Other languages ¹	37,511	11,569	7,062	6,976	11,904
Total	132,655	35,218	30,256	30,964	36,217

Source: LBOTE census 2011. ¹ This group comprises more than 190 languages with fewer than 1,750 speakers per language. *nfd: not further defined

Students' countries of birth

Figure 2 provides the country of birth of LBOTE students, while Table 2 provides the students' country of birth and regional distribution in 2012.

Figure 2: LBOTE Students by country of birth, government schools, Victoria, 2012.



Source: LBOTE Census 2011.

Table 2: LBOTE Students by country of birth and region, government schools, Victoria, 2012.

Language	Total	SWV	NWV	NEV	SEV
Australia	84,853	23,009	21,984	18,264	21,596
China ¹	5,013	627	601	2,768	1,017
India	4,502	1,190	668	1,038	1,606
New Zealand	3,789	1,243	753	588	1,205
Philippines	2,629	1,167	402	336	724
Afghanistan	2,112	62	146	298	1,606
Sri Lanka	1,993	280	303	649	761
Malaysia	1,859	279	265	1,065	250
Vietnam	1,823	838	280	306	399
Thailand ²	1,543	788	189	255	311
Sudan	1,505	677	143	171	514
Korea	1,104	97	77	721	209
Iraq	1,039	50	768	108	113
Singapore	868	186	79	438	165
Subtotal	114,632	30,493	26,658	27,005	30,476
Other countries ³	18,023	4,725	3,598	3,960	5,740
Total	132,655	35,218	30,256	30,965	36,216

Source: LBOTE Census 2011.

¹ Excluding Special Administrative Regions & Taiwan Province.

² A number of Thai-born students identify as Burmese and/or speak a language of Burma (Republic of the Union of Myanmar).

³ This group comprises more than 175 countries with fewer than 900 students per country.

Part 2: Provision for newly arrived EAL students

In Victoria, the English as an Additional Language - New Arrivals (EAL-NA) Program provides intensive English language tuition to newly arrived EAL students eligible to enrol in government schools as non-fee-paying students.

The New Arrivals Program aims to improve the educational opportunities and outcomes of newly arrived students of non-English speaking backgrounds by developing their English language competence and facilitating their transition to participation in mainstream education.

All newly arrived EAL students on permanent and temporary visa subclasses that do not attract fees are eligible for intensive English language programs, provided they are:

- at the time of enrolling in the initial course of intensive English language instruction, undertaking primary or secondary education at a government school, or have an intention to undertake such education as soon as practicable after completion of the course; and
- if entering the first year of primary schooling, enrolled in an intensive English class funded under this Program within 18 months of arrival in Australia or being granted a temporary visa under the Humanitarian Program; or
- if entering any other year of schooling, enrolled in an intensive English class funded under this Program within six months of arrival in Australia or being granted a temporary visa under the Humanitarian Program.

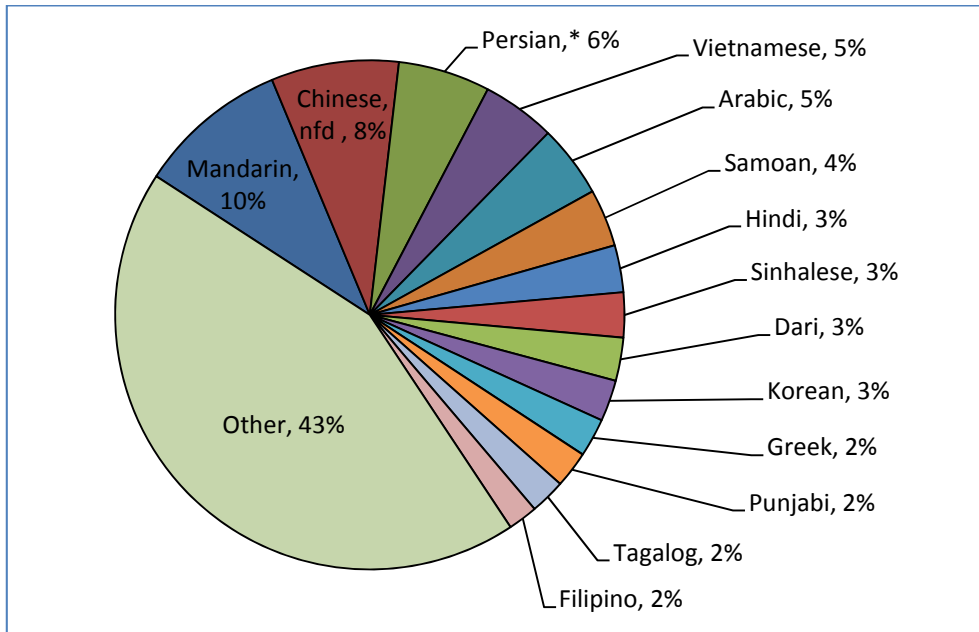
In 2012, 5,480 newly arrived EAL students from more than 130 countries enrolled in Victorian government schools, an increase of 313 students (6.1 per cent) from 2011. This includes students living in the Community Detention program.

The National Education Agreement (NEA) between the Commonwealth and State Governments provides funding for the New Arrivals Program in Victorian government schools. See Appendix 1 for further eligibility details.

Students' language backgrounds

Figure 3 shows the percentage breakdown of the main languages spoken by newly arrived EAL students in Victoria in 2012. See Appendix 2 for a distribution of these students, by language, among the four regions.

Figure 3: Language backgrounds of newly arrived EAL students, government schools, Victoria, 2012.

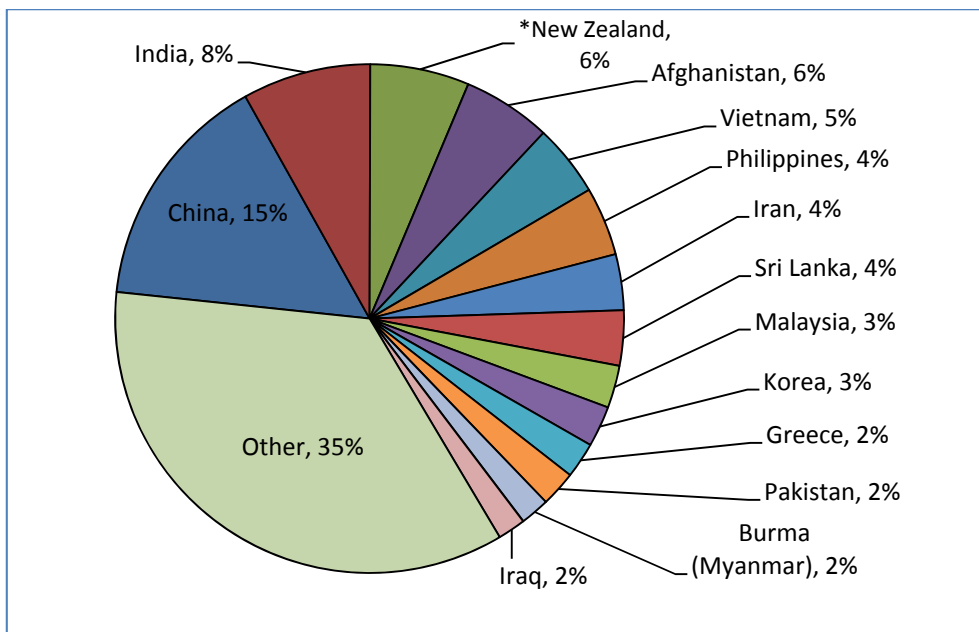


Source: New Arrivals Data Collection 2012. nfd - not further defined. *Excluding Dari.

Countries of birth of newly arrived EAL students

The countries of birth of newly arrived EAL students vary from year to year and reflect world events and Commonwealth immigration policy. In 2012, the highest numbers of students were born in China, India, New Zealand* and Afghanistan, as shown in Figure 4. A complete list of newly arrived EAL students by country of birth and region can be found in Appendix 3.

Figure 4: Newly arrived EAL students by country of birth, government schools, Victoria, 2012.



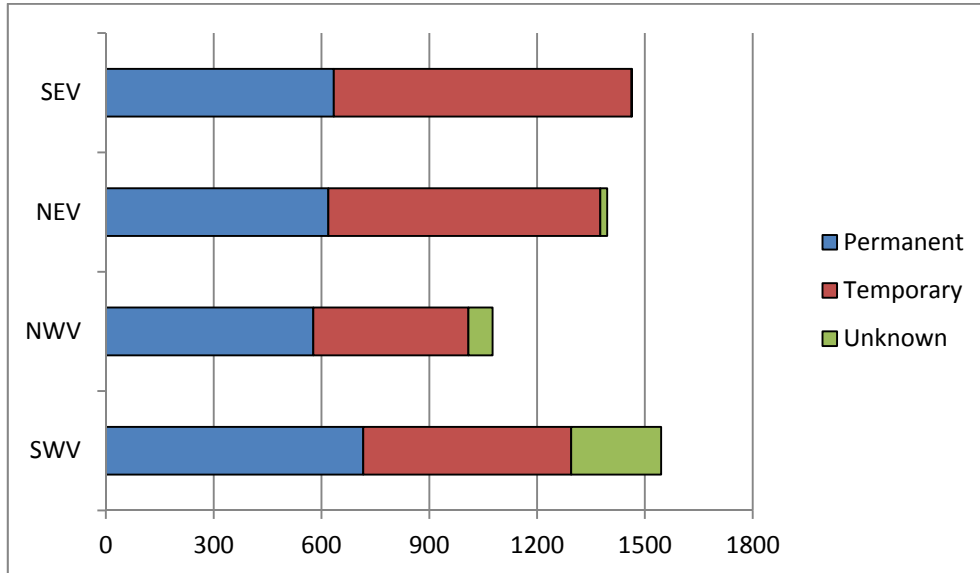
Source: New Arrivals Data Collection 2012.

*Forty three languages were represented among newly arrived EAL students born in New Zealand - the largest languages groups were Samoan, Somali, Punjabi, Chinese (nfd), Maori and Tongan.

Regional distribution of newly arrived EAL students

Figure 5 shows the regional distribution of newly arrived EAL students in 2012. Data by region relating to eligibility is provided in Appendix 4.

Figure 5: Newly arrived EAL students by residency status and region, government schools, Victoria, 2012.



Source: New Arrivals Data Collection 2012.

Part 3: Provision for EAL students in mainstream schools

Amongst the 132,655 LBOTE students identified in Part 1 of this report, 46,626 (35.1 per cent) met the criteria for EAL Index funding. The criteria for 2012 EAL Index funding eligibility were that:

- students have a Language background other than English;
- English is not the main language spoken at home;
- students have been enrolled in an Australian school for less than five years; and
- students are eligible for SRP funding.

In 2012, 466 eligible mainstream schools were provided with EAL Index funding. EAL allocations were made at a campus level and as a consequence some multi-campus schools received funding for more than one campus, but not necessarily every campus. In all, 490 programs received EAL funding in a total of 466 schools. See Appendix 5 for EAL Index funding levels in 2012.

Allocation of resources

In 2012, more than \$64.2 million of EAL Index funding was allocated to government schools via the student resource package to provide EAL programs (Table 3). EAL contingency funding totalling \$1,437,157 was also allocated to 42 primary schools, 22 secondary schools and three P to 12 schools to assist them in providing support for EAL students who had enrolled since the August 2011 census (Table 4).

Table 3: EAL Index funding by region and program numbers, government schools, Victoria, 2012.

Region	Primary programs		Secondary programs		Primary/secondary programs		Total programs	
	No.	Funding (\$)	No.	Funding (\$)	No.	Funding (\$)	No.	Funding (\$)
SWV	82	10,738,460	34	6,525,358	15	2,961,848	131	20,225,665
NWV	89	10,185,231	28	4,378,126	6	754,060	123	15,317,417
NEV	84	4,710,987	31	4,869,892	0	0	115	9,580,879
SEV	90	11,145,750	27	6,666,229	4	1,264,082	121	19,076,061
Total	345	36,780,428	120	22,439,605	25	4,979,990	490	64,200,023

Source: Department of Education and Early Childhood Development 2011.

Table 4: EAL contingency funding allocations by school type, government school campuses, Victoria, 2012.

School type	Number of programs	Funding (\$)
Primary	42	673,189
Secondary	3	80,781
Primary/Secondary	22	685,349
Total	67	1,439,319

Source: Department of Education and Early Childhood Development 2012.

For a list of schools that received EAL Index Funding in 2012, see Appendix 6 (primary schools), Appendix 7 (secondary schools) and Appendix 8 (Middle Year, P-9 and P-12 schools).

Victorian Certificate of Education (VCE) EAL Units 3–4 sequence students

As the satisfactory completion of an English study is a compulsory requirement of achieving the VCE, EAL students who are unfamiliar with the English language because they are from language backgrounds other than English or are hearing-impaired may have access to enrolment in VCE EAL. This provision is also available for Aboriginal and Torres Strait Islander students whose first language is not English and who meet the necessary conditions. Table 5, following, provides the numbers of VCE EAL Units 3-4 sequence students who enrolled in VCE EAL in 2012, as a percentage of the whole English group, while Table 6, following, provides numbers of VCE EAL students by region, between 2006 and 2012.

Table 5: Number and percentage of students¹ enrolled in VCE EAL Units 3 and 4 sequence as compared to all students enrolled in English by region, 2012.

Region	EAL	English Group	Percentage in EAL
SWV	430	12,842	3.3
NWV	283	9,590	3.0
NEV	637	13,888	4.6
SEV	460	12,914	3.6
Off-shore providers	364	373	97.6
Total	2,174	49,607	4.4%

¹Excludes full-fee paying overseas students.

Table 6: Number of students¹ enrolled in VCE EAL Units 3 and 4 by region, 2006-2012.

Region	2006	2007	2008	2009	2010	2011	2012
SWV	348	355	387	406	363	387	430
NWV	212	198	260	222	264	247	283
NEV	470	444	510	559	527	645	637
SEV	363	389	410	433	441	478	460
Off-shore Providers	153	189	238	287	299	409	364
Total	1,546	1,575	1,805	1,907	1,894	2,166	2,174

¹ Excludes full-fee paying overseas students.

Multicultural Education Aides (MEAs)

The employment of MEAs assists with communication between schools and parents of students from language backgrounds other than English. MEAs also assist students in the classroom in small groups or on a one-to-one basis. Table 7 indicates that a total of 352 EFT MEA positions were funded for 490 programs in 2012. Table 8 shows that a majority of MEAs were employed in primary schools.

Table 7: Multicultural education aides by region, government schools, Victoria, 2012.

Region	Number of EAL Index-funded programs	EFT funded positions
SWV	131	110.9
NWV	123	84.0
NEV	115	52.5
SEV	121	104.6
Total	490	352

Source: Department of Education and Early Childhood Development 2012.

Table 8: Multicultural education aides by school type, government schools, Victoria, 2012.

School type	Number of campuses receiving EAL Index funding	EFT funded positions
Primary schools	345	201.7
Secondary colleges	120	123.1
Primary/ Secondary schools	25	27.2
Total	490	352

Source: Department of Education and Early Childhood Development 2012.

Note: the above figures do not include MEAs in English language schools and centres, which receive a special purpose Student Resource Package (SRP) under the diverse settings provisions.

Appendices

Appendix 1: Eligibility for the EAL New Arrival Program – Victoria

In Victoria, the English as an additional language - New Arrivals (EAL-NA) Program provides intensive English language tuition to newly arrived EAL students eligible to enrol in government schools as non-fee-paying.

All newly-arrived EAL students on permanent and temporary visa subclasses that do not attract fees are eligible for intensive English language programs, provided they are:

- Australian citizens, or hold permanent residency status; or
- minors (under 18 years of age at the time of enrolling in the initial course of intensive English language instruction) and be:
- accepted as a temporary migrant under any part of the Australian Government's Humanitarian Program; or
- holding a provisional visa granted under the Business Skills Category of the Australian Government's Non-Humanitarian Migration Program; or
- holding a provisional visa granted under the Family Migration Stream of the Australian Government's Non-Humanitarian Migration Program; or
- holding a provisional visa granted under the General Skilled Migration Stream of the Australian Government's Non-Humanitarian Migration Program; or
- holding a Removal Pending Bridging Visa;

And

- at the time of enrolling in the initial course of intensive English language instruction, be undertaking primary or secondary education at a government school, or have an intention to undertake such education as soon as practicable after completion of the course; and
- if entering the first year of primary schooling, to have enrolled in an intensive English class funded under this Program within 18 months of arrival in Australia or being granted a temporary visa under the Humanitarian Program; or
- if entering any other year of schooling, have enrolled in an intensive English class funded under this Program within six months of arrival in Australia or being granted a temporary visa under the Humanitarian Program.

The New Arrivals Program aims to improve the educational opportunities and outcomes of newly arrived students of non-English speaking backgrounds by developing their English language competence and facilitating their transition to mainstream education.

Appendix 2: Newly arrived EAL students by language and region, government schools, Victoria, 2012.

Language	Total	SWV	NWV	NEV	SEV
African Languages, nec	11	3	2	0	6
African Languages, nfd	3	1	0	0	2
Afrikaans	22	4	5	3	10
Akan	2	0	1	0	1
Albanian	9	4	0	1	4
Amharic	26	18	7	1	0
Arabic	252	51	107	60	34
Assyrian	28	2	22	2	2
Australian Indigenous Languages, nfd	2	0	0	2	0
Bengali	39	13	3	16	7
Bisaya	7	0	2	5	0
Bislama	3	0	0	0	3
Bosnian	1	1	0	0	0
Burmese	17	1	2	6	8
Burmese and Related Languages, nec	11	0	0	11	0
Burmese and Related Languages, nfd	65	27	3	34	1
Cantonese	97	13	10	65	9
Cebuano	7	3	0	1	3
Chin Haka	8	0	0	8	0
Chinese, nec	13	1	1	11	0
Chinese, nfd	450	61	50	266	73
Creole, nfd	1	1	0	0	0
Croatian	4	2	0	1	1
Czech	4	0	0	0	4
Danish	11	3	1	0	7
Dari	150	18	10	9	113
Dhivehi	2	0	1	1	0
Dinka	17	7	2	1	7
Dutch	15	2	2	1	10
Dutch and Related Languages, nfd	1	0	0	1	0
Ewe	1	1	0	0	0
Fijian	3	0	0	2	1
Fijian Hindustani	2	0	1	0	1
Filipino	103	43	19	20	21

Language	Total	SWV	NWV	NEV	SEV
Finnish	5	1	0	0	4
French	44	6	9	7	22
French Creole, nfd	5	1	0	0	4
Fulfulde	3	3	0	0	0
Ga	1	0	0	1	0
German	40	6	5	7	22
Gilbertese	1	0	1	0	0
Gooniyandi	2	2	0	0	0
Greek	131	15	33	38	45
Gujarati	46	10	9	8	19
Hakka	2	1	0	1	0
Hazaraghi	58	6	1	7	44
Hebrew	35	6	3	4	22
Hindi	164	46	27	41	50
Hmong	5	0	1	3	1
Hungarian	9	2	0	2	5
Igbo	2	0	0	0	2
Ilokano	2	1	1	0	0
Ilonggo (Hiligaynon)	2	1	1	0	0
Indo-Aryan, nfd	3	2	0	1	0
Indonesian	88	37	25	12	14
Iranic, nec	1	0	1	0	0
Iranic, nfd	1	0	0	1	0
Irish	1	0	0	1	0
Italian	34	10	7	8	9
Japanese	65	11	6	16	32
Kannada	14	5	0	5	4
Karen	49	39	8	2	0
Khmer	49	1	2	8	38
Kikuyu	1	0	1	0	0
Kirundi (Rundi)	1	1	0	0	0
Konkani	2	0	2	0	0
Korean	144	28	4	87	25
Krio	2	0	0	2	0
Kurdish	14	0	11	2	1
Lao	2	0	0	1	1
Liberian (Liberian English)	6	1	2	0	3
Lithuanian	1	0	0	0	1
Luganda	1	0	0	1	0
Macedonian	8	5	3	0	0

Language	Total	SWV	NWV	NEV	SEV
Malay	43	5	21	10	7
Malayalam	72	17	13	10	32
Maltese	1	1	0	0	0
Mandarin	524	79	67	264	114
Maori (Cook Island)	7	1	1	0	5
Maori (New Zealand)	21	15	3	0	3
Marathi	9	2	1	5	1
Mauritian Creole	3	1	0	0	2
Min Nan	2	0	1	1	0
Mongolian	1	0	1	0	0
Motu	5	0	2	0	3
Motu (HiriMotu)	1	0	0	0	1
Ndebele	3	1	0	0	2
Nepali	43	4	19	17	3
Niue	1	0	0	1	0
Norwegian	4	0	0	0	4
Obs - prev Persian	10	2	2	0	6
Obs - prev Tagalog (Filipino)	1	0	1	0	0
Obs - prev Tigrinya	1	1	0	0	0
Oromo	21	4	5	2	10
Other Languages, nfd	1	0	0	1	0
Other Southeast Asian Languages	1	0	0	1	0
Other Southern Asian Languages	7	0	5	2	0
Pashto	31	8	0	4	19
Persian (excluding Dari)	262	83	32	52	95
Pidgin, nfd	11	2	9	0	0
Polish	3	2	0	0	1
Portuguese	19	8	1	7	3
Punjabi	127	48	21	21	37
Romanian	7	2	0	0	5
Russian	39	7	10	4	18
Samoan	200	74	61	5	60
Serbian	7	2	1	0	4
Shona	27	6	5	13	3
Sindhi	2	0	2	0	0
Sinhalese	156	20	19	60	57
Slovak	1	0	0	0	1
Somali	99	55	42	0	2
Southeast Asian Austronesian Languages, nec	1	0	0	0	1

Language	Total	SWV	NWV	NEV	SEV
Southeast Asian Austronesian Languages, nfd	7	3	1	1	2
Southern Asian Languages, nfd	6	3	1	1	1
Spanish	59	18	10	12	19
Swahili	8	3	0	5	0
Swedish	18	1	3	3	11
Tagalog	123	43	22	26	32
Tamil	98	17	23	20	38
Telugu	51	20	3	1	27
Tetum	1	1	0	0	0
Thai	51	13	8	5	25
Tibetan	1	1	0	0	0
Tigrinya	40	28	12	0	0
Tok Pisin	10	6	1	3	0
Tongan	36	17	14	2	3
Tulu	2	1	0	0	1
Turkish	28	4	13	9	2
Tuvaluan	1	1	0	0	0
Ukrainian	2	0	0	1	1
Unknown	374	250	67	22	35
Urdu	96	29	45	9	13
Uzbek	1	1	0	0	0
Vietnamese	256	107	45	49	55
Wu	1	0	0	1	0
Yoruba	1	1	0	0	0
Zulu	4	0	0	0	4
Total	5,480	1,545	1,027	1,444	1,464

Source: New Arrivals Data Collection 2012.

*nec - not elsewhere classified.

**nfd - not further defined.

Appendix 3: Newly arrived EAL students by country of birth and region, government schools, Victoria, 2012.

Country of birth	Total	SWV	NWV	NEV	SEV
Afghanistan	308	65	15	13	215
Albania	3	0	0	1	2
Algeria	1	0	1	0	0
Argentina	11	8	0	1	2
Australia	28	7	3	16	2
Austria	3	3	0	0	0
Bahrain	2	0	0	2	0
Bangladesh	31	10	2	13	6
Belarus	1	0	1	0	0
Belgium	5	2	0	2	1
Benin	1	1	0	0	0
Bhutan	8	0	6	2	0
Bosnia and Herzegovina	1	0	1	0	0
Brazil	10	5	1	3	1
Burma (Republic of the Union of Myanmar)	102	39	7	55	1
Cambodia	48	1	1	8	38
Cameroon	1	1	0	0	0
Canada	7	3	1	2	1
Chad	1	1	0	0	0
Chile	5	1	3	0	1
China (excludes SARs and Taiwan)	834	114	107	431	182
Chinese Asia (includes Mongolia) (nfd)	13	0	0	11	2
Colombia	13	1	3	1	8
Congo, Democratic Republic of	6	4	1	1	0
Cook Islands	7	1	2	0	4
Croatia	3	1	0	1	1
Cyprus	9	2	2	3	2
Czech Republic	3	0	0	0	3
Denmark	11	3	1	0	7
Djibouti	1	0	1	0	0
Ecuador	1	1	0	0	0
Egypt	24	9	3	9	3
El Salvador	2	0	1	0	1
England	9	2	4	0	3
Eritrea	13	11	2	0	0

Country of birth	Total	SWV	NWV	NEV	SEV
Ethiopia	69	36	24	1	8
Fiji	19	6	2	2	9
Finland	6	1	0	0	5
Former Yugoslav Republic of Macedonia (FYROM)	10	5	3	0	2
France	21	0	6	3	12
Gaza Strip and West Bank	2	0	1	1	0
Germany	31	5	1	7	18
Ghana	4	0	1	1	2
Greece	125	12	32	39	42
Guinea	2	1	1	0	0
Hong Kong (SAR of China)	44	3	5	33	3
Hungary	8	2	0	2	4
India	447	127	72	89	159
Indonesia	89	40	21	15	13
Iran	195	44	39	54	58
Iraq	97	12	54	23	8
Ireland	3	0	1	1	1
Israel	35	5	1	4	25
Italy	33	9	7	7	10
Japan	72	10	8	23	31
Jordan	2	0	1	0	1
Kazakhstan	7	1	4	0	2
Kenya	15	9	2	2	2
Kiribati	1	0	1	0	0
Korea, Republic of (South)	142	29	5	83	25
Kosovo	2	2	0	0	0
Kuwait	17	2	8	6	1
Laos	1	0	0	0	1
Lebanon	19	2	11	2	4
Liberia	5	0	2	0	3
Libya	8	5	3	0	0
Lithuania	1	0	0	0	1
Malawi	1	1	0	0	0
Malaysia	148	31	25	76	16
Maldives	3	0	1	1	1
Malta	2	2	0	0	0
Mauritius	15	6	1	0	8
Mexico	9	1	1	6	1
Mongolia	1	0	1	0	0

Country of birth	Total	SWV	NWV	NEV	SEV
Morocco	1	0	0	1	0
Mozambique	1	0	0	1	0
Nepal	40	4	18	15	3
Netherlands	16	2	3	1	10
New Zealand	345	135	82	62	66
Nicaragua	1	1	0	0	0
Nigeria	4	1	0	0	3
Northern Ireland	1	0	0	0	1
Norway	4	0	0	0	4
Oman	3	0	1	1	1
Pakistan	124	35	30	14	45
Papua New Guinea	30	8	13	5	4
Peru	3	0	0	0	3
Philippines	239	87	46	54	52
Poland	4	2	0	0	2
Portugal	3	1	0	2	0
Qatar	6	1	3	2	0
Romania	8	2	0	0	6
Russian Federation	13	5	3	2	3
Samoa	83	27	21	0	35
Samoa, American	1	0	0	0	1
Saudi Arabia	46	5	23	6	12
Scotland	1	0	0	1	0
Serbia	5	2	0	0	3
Seychelles	1	0	1	0	0
Singapore	42	11	9	13	9
Slovakia	1	0	0	0	1
Slovenia	1	1	0	0	0
Somalia	45	22	23	0	0
South Africa	37	8	5	7	17
Spain	7	3	1	0	3
Sri Lanka	192	24	34	62	72
Sudan	19	11	2	2	4
Sweden	14	0	1	3	10
Switzerland	7	0	3	3	1
Syria	18	1	12	4	1
Taiwan	18	2	0	13	3
Tanzania	5	1	0	4	0
Thailand	97	42	17	9	29

Country of birth	Total	SWV	NWV	NEV	SEV
Togo	1	1	0	0	0
Tonga	17	5	8	1	3
Turkey	22	4	13	2	3
Uganda	3	0	2	1	0
Ukraine	6	0	1	1	4
United Arab Emirates	29	6	11	5	7
United Kingdom, Channel Islands and Isle of Man	12	5	2	2	3
United States of America	33	15	8	4	6
Unknown	338	250	67	19	2
Uzbekistan	3	1	0	0	2
Vanuatu	3	0	0	0	3
Venezuela, Bolivarian Republic of	7	1	1	4	1
Vietnam	251	100	46	49	56
Wales	1	0	0	1	0
Yemen	1	1	0	0	0
Zambia	1	1	0	0	0
Zimbabwe	29	6	3	12	8
Total	5,480	1,545	1,027	1,444	1,464

Source: New Arrivals Data Collection 2012.

*Note that a number of Thai-born students identify as Burmese and/or speak a language of Burma (Republic of the Union of Myanmar).

Appendix 4: Newly arrived EAL students by eligibility and region, government schools, Victoria, 2012.

Region	National Education Agreement (NEA) Eligible for C'wealth EAL – New Arrivals Program funding.	Temporary*	Unknown	Total
SWV	716	580	250	1,546
NWV	577	432	67	1,076
NEV	619	756	19	1,394
SEV	634	829	1	1,464
Total	2,546	2,597	337	5,480

Source: New Arrivals Data Collection 2012.

*Students on Temporary visas are not eligible for funding under the National Education Agreement (NEA) between the Commonwealth and the States and Territories, but are supported through State funding.

Appendix 5: EAL Index funding levels, government schools, Victoria, 2012.

The following table shows Index levels and level descriptors for 2012:

Level	Level description	Weighting
1	Year Prep	1.0
2	2–5 years in Australian school Years 1–6	2.00
3	< 2 years in Australian school Years 1–6	4.00
4	2–5 years in Australian school Years 7–12	5.09
5	< 2 years in Australian school Years 7–12	7.64

A school's EAL allocation includes a weighting to reflect the differing densities of Student Family Occupations (SFO). This weighting reflects the high correlation between student outcomes and family occupation in order to target funding to those schools with EAL learners with greatest needs.

Table 2 below shows the weightings applied to schools which have differing densities of Students Family Occupations.

Level	Level description	Weighting
1	SFO density less than or equal to 49.26 per cent	0.6
2	SFO density greater than 49.27 per cent but less than or equal to 50.93 per cent	1.0
3	SFO density greater than 50.94 per cent	1.4

The combined effect of Tables 1 and 2 results in the following allocation matrix for total EAL Index funding, including funding for multicultural education aides (MEAs) in 2012.

Level	Level description	Weighting	SFO weighting		
			0.6	1.0	1.4
1	Year Prep	1.0	\$263	\$440	\$616
2	2–5 years in Australian school Years 1–6	2.00	\$526	\$880	\$1,232
3	< 2 years in Australian school Years 1–6	4.00	\$1,053	\$1,761	\$2,464
4	2–5 years in Australian school Years 7–12	5.09	\$1,340	\$2,241	\$3,163
5	< 2 years in Australian school Years 7–12	7.64	\$2,011	\$3,363	\$4,707

All schools reaching the funding thresholds have a funding component to employ multicultural education aides (MEAs). The MEA funding component is around 25% of the EAL allocation. From 2007, this funding has been included in the *EAL Levels 1-5* component of the budget.

A school is required to reach the funding threshold before funding will apply. The combined EAL and MEA thresholds for 2012 were \$20,022 for primary schools and \$39,007 for secondary schools.

EAL Index funding is provided to schools to employ appropriately qualified EAL teachers and multicultural education aides to provide EAL programs.

Appendix 6: Government primary schools receiving EAL Index funding, Victoria, 2012.

South-Western Victoria		5499	Kororoit Creek Primary School
5179	Albanvale Primary School	5256	Kurunjang Primary School
4855	Albion North Primary School	5297	Mackellar Primary School
4265	Albion Primary School	5091	Manorvale Primary School
5287	Altona Green Primary School	430	Melton Primary School
5172	Altona Meadows Primary School	3717	Melton South Primary School
4931	Altona North Primary School	5036	Melton West Primary School
4848	Ardeer Primary School	5336	Monmia Primary School
5064	Ardeer South Primary School	2901	Moonee Ponds West Primary School
4025	Ascot Vale West Primary School	5002	Mossfiel Primary School
4812	Avondale Primary School	5139	Movelle Primary School
4962	Bell Park North Primary School	113	Newport Lakes Primary School
4873	Bellaire Primary School	1402	North Melbourne Primary School
5254	Bellbridge Primary School	5480	Parkwood Green Primary School
1434	Cairnlea Park Primary School	5337	Seabrook Primary School
5312	Cambridge Primary School	583	South Yarra Primary School
2605	Carlton Gardens Primary School	4741	St Albans East Primary School
4980	Carlton Primary School	4948	St Albans Heights Primary School
5090	Coburn Primary School	5118	St Albans Meadows Primary School
5068	Debney Meadows Primary School	4811	St Albans North Primary School
5084	Deer Park North Primary School	2969	St Albans Primary School
5032	Deer Park West Primary School	5047	Stevensville Primary School
5512	Derrimut Primary School	4612	Strathmore Primary School
5450	Dinjerra Primary School	5526	Sunshine Harvester Primary School
4015	Essendon North Primary School	4744	Sunshine Heights Primary School
483	Essendon Primary School	4745	Sunshine North Primary School
250	Flemington Primary School	3113	Sunshine Primary School
1912	Footscray City Primary School	3559	Sydenham - Hillside Primary School
4160	Footscray North Primary School	5508	Taylor's Hill Primary School
253	Footscray Primary School	5258	Taylor's Lakes Primary School
3890	Footscray West Primary School	5343	Thomas Chirnside Primary School
5050	Glengala/Sunshine West Primary School	5498	Truganina South Primary School
5152	Iramoo Primary School	4852	Tullamarine Primary School
4877	Keilor Heights Primary School	4945	University Park Primary School
5539	Keilor Views Primary School	5206	Wedge Park Primary School
2374	Kensington Primary School	4788	Wembley Primary School
5236	Kings Park Primary School	649	Werribee Primary School
3988	Kingsville Primary School	5365	Westgrove Primary School

5049	Woodville Primary School	5532	Lalor Gardens Primary School
5540	Wyndham Park Primary School	5035	Lalor North Primary School
2832	Yarraville West Primary School	4709	Lalor Primary School
		5541	Lightning Reef Primary School
		5227	Meadow Heights Primary School
		5286	Meadowglen Primary School
		5524	Meadows Primary School
		2915	Mildura Primary School
		4389	Mildura South Primary School
		3983	Mildura West Primary School
		5325	Mill Park Heights Primary School
		5160	Mill Park Primary School
		4876	Moomba Park Primary School
		2837	Moreland Primary School
		3618	Norris Bank Primary School
		4721	Oak Park Primary School
		4731	Pascoe Vale North Primary School
		3081	Pascoe Vale Primary School
		3806	Penders Grove Primary School
		1915	Plenty Parklands Primary School
		4764	Preston North East Primary School
		1494	Preston Primary School
		824	Preston South Primary School
		3885	Preston West Primary School
		2955	Princes Hill Primary School
		5346	Ranfurlly Primary School
		4686	Reservoir East Primary School
		3960	Reservoir Primary School
		5523	Reservoir Views Primary School
		4711	Reservoir West Primary School
		5044	Richmond West Primary School
		4568	Rosanna Primary School
		5443	Roxburgh Homestead Primary School
		5485	Roxburgh Park Primary School
		5493	Roxburgh Rise Primary School
		4743	Swan Hill North Primary School
		1142	Swan Hill Primary School
		4827	Thomastown East Primary School
		5134	Thomastown Meadows Primary School
		631	Thomastown Primary School
		4999	Thomastown West Primary School
		4892	Viewbank Primary School

North-Western Victoria

3139	Wales Street Primary School		Gowrie Street Primary School
4988	Watsonia North Primary School	4657	Shepparton
4838	Watsonia Primary School	5478	Great Ryrie Primary School
4158	Westbreen Primary School	4694	Greythorn Primary School
982	Westmeadows Primary School	5345	Heany Park Primary School
5544	William Ruthven Primary School	4986	Highvale Primary School
5342	Willmott Park Primary School	4176	Hughesdale Primary School
		4716	Huntingdale Primary School
		5176	Jells Park Primary School
		5295	Karoo Primary School
		4816	Kerrimuir Primary School
		1075	Kew Primary School
		5234	Knox Gardens Primary School
		4863	Laburnum Primary School
		5113	Livingstone Primary School
		5212	Milgate Primary School
		2904	Mitcham Primary School
		3943	Mont Albert Primary School
		4923	Mount View Primary School
		5430	Mount Waverley North Primary School
		3432	Mount Waverley Primary School
		2172	Mulgrave Primary School
		4886	Mullum Primary School
		1601	Oakleigh Primary School
		4823	Oakleigh South Primary School
		4715	Old Orchard Primary School
		5285	Orchard Grove Primary School
		5281	Park Ridge Primary School
		5416	Parkhill Primary School
		4881	Parkmore Primary School
		4937	Pembroke Primary School
		4874	Pinewood Primary School
		5431	Rangeview Primary School
		5131	Regency Park Primary School
		5419	Roberts McCubbin Primary School
		5000	Rowville Primary School
		1028	Scoresby Primary School
		5168	Serpell Primary School
		4742	Shepparton (Bourchier) Street Primary School
		4666	Shepparton (St Georges Road) Primary School
		4924	Syndal South Primary School
North-Eastern Victoria			
4879	Ainslie Parklands Primary School		
5427	Albany Rise Primary School		
5428	Amsleigh Park Primary School		
4317	Ashburton Primary School		
2948	Auburn Primary School		
4183	Auburn South Primary School		
4638	Balwyn North Primary School		
1026	Balwyn Primary School		
2163	Bayswater Primary School		
4973	Bayswater South Primary School		
4813	Beverley Hills Primary School		
2923	Blackburn Primary School		
5288	Boroondara Park Primary School		
4717	Box Hill North Primary School		
454	Burwood East Primary School		
4932	Burwood Heights Primary School		
888	Camberwell Primary School		
5111	Camelot Rise Primary School		
3572	Canterbury Primary School		
4314	Chatham Primary School		
734	Clayton North Primary School		
6209	Cobram Primary School		
2900	Croydon Primary School		
3680	Deepdene Primary School		
5019	Donburn Primary School		
5454	Doncaster Gardens Primary School		
197	Doncaster Primary School		
4702	Eastwood Primary School		
4903	Essex Heights Primary School		
5425	Glen Waverley Primary School		
5436	Glen Waverley South Primary School		
5010	Glendal Primary School		
1508	Glenferrie Primary School		

5004	Templestowe Heights Primary School	5189	Cranbourne West Primary School
4985	Templestowe Valley Primary School	4723	Dandenong North Primary School
5196	Templeton Primary School	1403	Dandenong Primary School
1022	Vermont Primary School	4810	Dandenong South Primary School
664	Wallan Primary School	4217	Dandenong West Primary School
3841	Wattle Park Primary School	4257	Dingley Primary School
5094	Wheeler's Hill Primary School	3942	Elwood Primary School
5530	Whitehorse Primary School	4407	Fleetwood Primary School
	Wilmot Road Primary School	5072	Fountain Gate Primary School
4943	Shepparton	1464	Frankston Primary School
4814	Wodonga West Primary School	3897	Gardenvale Primary School
5429	Yawarra Primary School	3703	Glen Huntly Primary School
		244	Hallam Primary School
		4062	Hampton Park Primary School
		4730	Harrisfield Primary School
5301	Aspendale Gardens Primary School	4802	Heatherhill Primary School
5536	Athol Road Primary School	5482	Hillsmeade Primary School
5005	Ballam Park Primary School	5136	James Cook Primary School
33	Ballarat (Dana Street) Primary School	5534	Keysborough Primary School
3613	Banyan Fields Primary School	5350	Kilberry Valley Primary School
4902	Belvedere Park Primary School	5101	Kingston Heath Primary School
4687	Bentleigh (Tucker Road) Primary School	5422	Le Page Primary School
5305	Berwick Fields Primary School	5494	Lynbrook Primary School
5213	Berwick Lodge Primary School	5535	Lyndale Greens Primary School
40	Berwick Primary School	5521	Lyndhurst Primary School
5308	Brentwood Park Primary School	4939	Mahogany Rise Primary School
1542	Brighton Primary School	5293	Maramba Primary School
2897	Carnegie Primary School	4366	Mckinnon Primary School
3820	Caulfield Junior College	2950	Mentone Primary School
4315	Caulfield South Primary School	2136	Morwell (Commercial Road) Primary School
5231	Chalcot Lodge Primary School	4975	Morwell Park Primary School
5533	Chandler Park Primary School	5205	Mossgiel Park Primary School
3341	Chelsea Heights Primary School	3449	Murrumbeena Primary School
3336	Clarinda Primary School	3675	Noble Park Primary School
4384	Clayton South Primary School	5363	Oatlands Primary School
4712	Coatesville Primary School	3074	Ormond Primary School
5292	Coral Park Primary School	4780	Overport Primary School
5371	Courtenay Gardens Primary School	6243	Pakenham Consolidated School
5510	Cranbourne Carlisle Primary School	5370	Pakenham Hills Primary School
5518	Cranbourne East Primary School	5507	Pakenham Springs Primary School
4887	Cranbourne Park Primary School	5190	Patterson Lakes Primary School
2068	Cranbourne Primary School		

2932	Port Melbourne Primary School
5232	Rangebank Primary School
5130	River Gum Primary School
5087	Rosewood Downs Primary School
5313	Rowellyn Park Primary School
5120	Silverton Primary School
5235	Southern Cross Primary School
5538	Spring Parks Primary School
5537	Springvale Rise Primary School
1479	St Kilda Primary School
1896	Stonnington Primary School
5463	Strathaird Primary School
5294	Thomas Mitchell Primary School
3016	Toorak Primary School
4700	Traralgon (Liddiard Road) Primary School
4778	Valkstone Primary School
5055	Wallarano Primary School
4851	Westall Primary School
3716	Wonthaggi North Primary School
4989	Wooranna Park Primary School
4807	Yarraman Oaks Primary School

Appendix 8: Government Middle Year, P-9 & P-12 schools receiving EAL Index funding, Victoria, 2012.

South-Western Victoria

8901	Northern Bay P-12 College
4159	Point Cook Prep-Year 9 College
5315	Baden Powell P-9 College
5486	Carranballac P-9 College
8783	The Grange P-12 College
8800	Bayside P-12 College
8848	Manor Lakes P-12 College
8857	Altona P-9 College
8861	Laverton P-12 College
8908	Brookside P-9 College
8909	Creekside K-9 College
8911	Springside P-9 College

North-Western Victoria

7405	Weeroona College
6212	Collingwood College
6242	Macleod College
8846	The Lakes South Morang P-9 School
8853	Mount Ridley P-12 College
8890	Charles La Trobe P-12 College

South-Eastern Victoria

1604	Malvern Central School
5435	Carwatha College P-12
5479	Timbarra P-9 College
8839	Narre Warren South P-12 College