

4. La gara

Name: _____

Play the Car Race game in pairs or small groups.

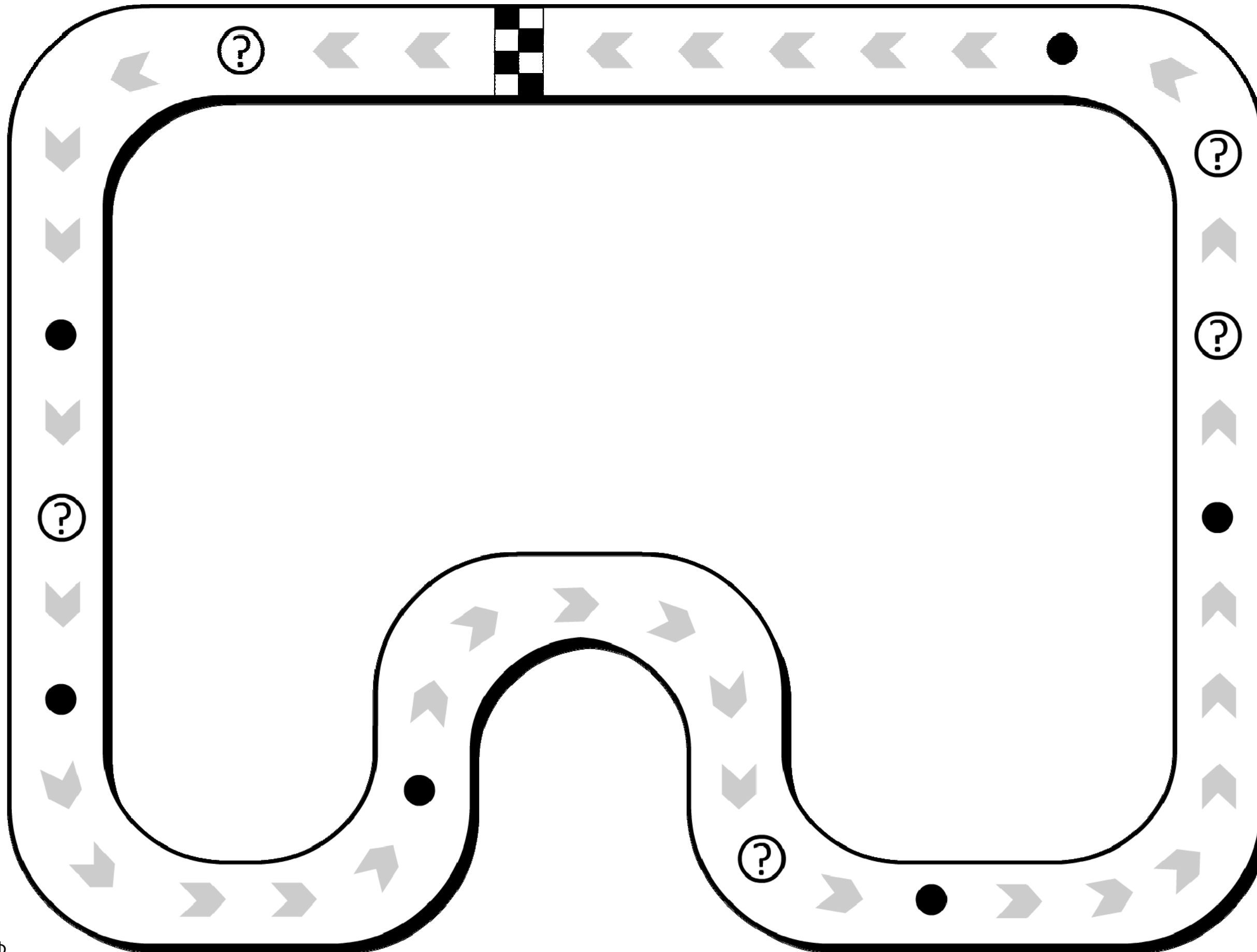
► **Getting set up:**

- Cut out the cars below to use as counters.
- You will also need a dice.
- Each player gets an even number of cars to move. (for example, if there are two player each can have 4 cars, if there are four players each can have 2 cars). Players can colour all their counters in one colour so they are easier to follow.
- If there are left over car counters remove the corresponding cards from the question deck.
- Line up the counters at the start line

► **How to play the game:**

- To begin, each player rolls the dice once. The player with the highest number has the first turn.
- Roll the dice for each turn. Move any of your counters the number you roll. For example, if you roll a four move one of your counters four spaces. If you land on a:
 - **black dot:** you must say what position that driver is currently in the race. For example "Oscar is first(m)." If the other players agree that your words pronunciation are correct, move forward three spaces.
 - **question dot:** you must pick up a card and say the sentence in Italian. answer a question card. If correct move forward four spaces.
 - **another car:** that car must return to the start line and begin again - even if it is your own car!
- The winner is the first player to get all his or her cars across the finish line.

Note: You can have more than one counter on the track at any time!








4. La gara

Name: _____

✂ QUESTION Cards

<p>In Italian say what position this driver is in:</p>  <p>Roberto</p>	<p>In Italian say what position this driver is in:</p>  <p>Roberto</p>	<p>In Italian say what position this driver is in:</p>  <p>Piero</p>	<p>In Italian say what position this driver is in:</p>  <p>Piero</p>
<p>In Italian say what position this driver is in:</p>  <p>Davide</p>	<p>In Italian say what position this driver is in:</p>  <p>Davide</p>	<p>In Italian say what position this driver is in:</p>  <p>Giorgio</p>	<p>In Italian say what position this driver is in:</p>  <p>Giorgio</p>
<p>In Italian say what position this driver is in:</p>  <p>Andrea</p>	<p>In Italian say what position this driver is in:</p>  <p>Andrea</p>	<p>In Italian say what position this driver is in:</p>  <p>Maria</p>	<p>In Italian say what position this driver is in:</p>  <p>Maria</p>
<p>In Italian say what position this driver is in:</p>  <p>Giulia</p>	<p>In Italian say what position this driver is in:</p>  <p>Giulia</p>	<p>In Italian say what position this driver is in:</p>  <p>Marta</p>	<p>In Italian say what position this driver is in:</p>  <p>Marta</p>
<p>In Italian say what position this driver is in:</p>  <p>Teresa</p>	<p>In Italian say what position this driver is in:</p>  <p>Teresa</p>	<p>In Italian say what position this driver is in:</p>  <p>Elena</p>	<p>In Italian say what position this driver is in:</p>  <p>Elena</p>

✂ Counters

 <p>Roberto</p>	 <p>Maria</p>
 <p>Piero</p>	 <p>Marta</p>
 <p>Davide</p>	 <p>Elena</p>
 <p>Giorgio</p>	 <p>Teresa</p>
 <p>Andrea</p>	 <p>Giulia</p>