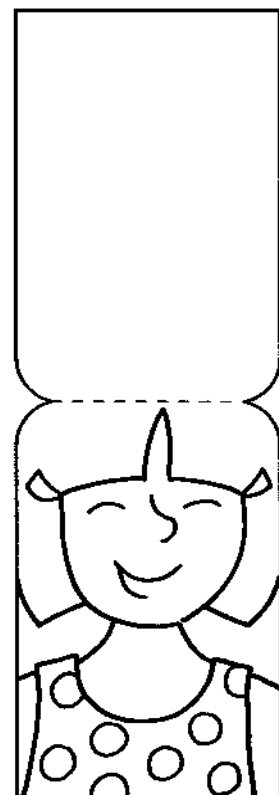




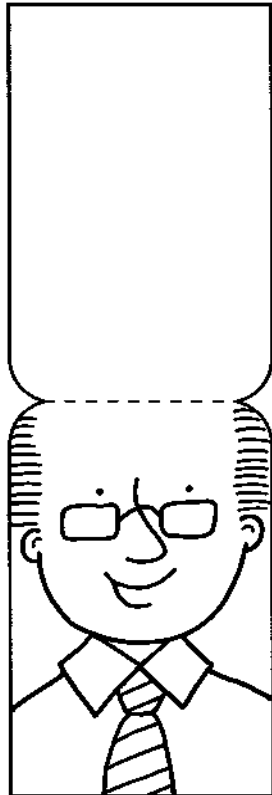


4. Boneka jari



Instructions

- This activity requires two partners.
- Cut out the finger puppets. (Be careful not to cut along the dotted line at the top of the head.)
- Colour in each puppet and fold along the dotted line. Sticky tape the edges together.
- With your partner use the puppets to greet one another and ask and say one's name.

Name: _____