

# 4. Berapa umur Bapak kamu?









## ► Instructions


This activity requires two students. The first student uses Worksheet A and the second student uses Worksheet B.

Part 1 - Complete the table by asking your partner how old each person is.









Part 2 - Complete the table by asking your partner how old their family members are.

## Worksheet A

| Part 1  |   |  |   | Part 2                             |                                    |
|---|---|--|---|------------------------------------|------------------------------------|
| 1. <br>31 tahun<br><input type="text"/> | 2. <br><input type="text"/>              | 3. <br>93 tahun<br><input type="text"/> | 4. <br><input type="text"/>             | Bapak kamu<br><input type="text"/> | Ibu kamu<br><input type="text"/>   |
| 5. <br><input type="text"/>            | 6. <br>22 tahun<br><input type="text"/> | 7. <br><input type="text"/>            | 8. <br>39 tahun<br><input type="text"/> | Nenek kamu<br><input type="text"/> | Kakek kamu<br><input type="text"/> |



# Worksheet B

| Part 1   |   |   |   | Part 2  |   |
|--|---|---|---|---|---|
| <p>1.</p>  <p><input type="text"/></p> | <p>2.</p>  <p>46 tahun</p>             | <p>3.</p>  <p><input type="text"/></p> | <p>4.</p>  <p>60 tahun</p>            | <p>Bapak kamu</p> <p><input type="text"/></p> | <p>Ibu kamu</p> <p><input type="text"/></p>   |
| <p>5.</p>  <p>57 tahun</p>             | <p>6.</p>  <p><input type="text"/></p> | <p>7.</p>  <p>28 tahun</p>             | <p>8.</p>  <p><input type="text"/></p> | <p>Nenek kamu</p> <p><input type="text"/></p> | <p>Kakek kamu</p> <p><input type="text"/></p> |

