

# 4. Was kostet das?

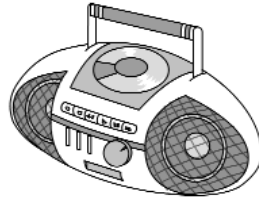
## ► Instructions

Student A uses the first worksheet; Student B uses the second.  
Take it in turns to ask each other how much each item costs.


## Student A



die Turnschuhe 45.00 €




der CD-Player 99.00 €



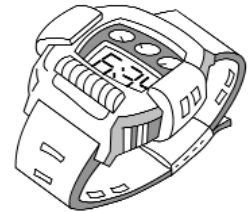
die Kamera 24.00 €



der MP3-Player 59.00 €



die Jeans 75.00 €




die Uhr 38.00 €



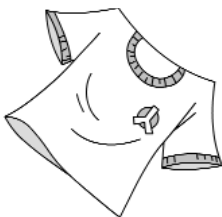
Das Handy kostet € \_\_\_\_\_.



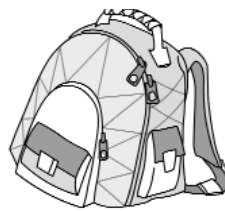
Das Comic-Heft kostet € \_\_\_\_\_.



Der DVD-Player kostet € \_\_\_\_\_.



Das T-Shirt kostet € \_\_\_\_\_.



Der Rucksack kostet € \_\_\_\_\_.



Die Jacke kostet € \_\_\_\_\_.



Wie viel kostet der Rucksack?



Der Rucksack kostet 31 Euro.


# Student B



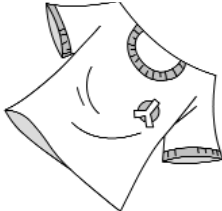
das Handy 87.00 €



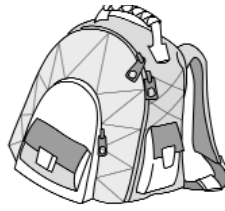
das Comic-Heft 43.00 €



der DVD-Player 63.00 €



das T-Shirt 40.00 €



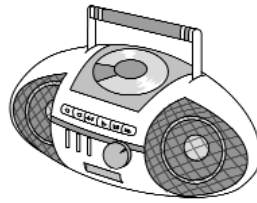
der Rucksack 31.00 €




die Jacke 55.00 €



Die Turnschuhe kosten € \_\_\_\_\_.




Der CD-Player kostet € \_\_\_\_\_.



Die Kamera kostet € \_\_\_\_\_.



Der MP3-Player kostet € \_\_\_\_\_.



Die Jeans kostet € \_\_\_\_\_.



Die Uhr kostet € \_\_\_\_\_.



Wie viel kostet der Rucksack?



Der Rucksack kostet 31 Euro.