

5. Scale e serpenti

Name: _____

fine	79	78	77	76	!	75	74	73	72	71	
61	62	63	64	?	65	66	67	68	69	70	
!	60	59	58	57	56	55	54	53	52	!	51
41	42	43	44	45	46	47	48	49	50		
40	39	38	37	!	36	35	34	33	32	31	
21	22	!	23	24	25	26	27	28	29	30	
20	19	18	17	16	15	14	13	12	11	?	
inizio	2	3	4	5	6	7	!	8	9	10	





















- Play the Snakes and Ladders game in pairs or small groups.
- **Getting set up:**
- Cut out the faces below to use as counters.
 - Cut out the Question Cards and the Mystery Cards.
 - You will also need a dice.
- **How to play the game:**
- Shuffle the Question Cards and the Mystery Cards and place them face down in two piles.
 - To begin, each player rolls the dice undici. The player with the highest number has first turn.
 - To move up a ladder you must first answer a Question Card. Do this by turning over a Question Card so that all players can see.
 - The player to your left asks the question, you must answer using the Italian word for the family member shown on the card.
 - If your answer is correct move up the ladder!
 - If you land on a '!' square you must turn over a Mystery Card. The player to your left asks the question, and you must answer and follow the directions on the card.




5. Scale e serpenti

Name: _____

QUESTION Cards

Answer this question in Italian: Lui chi è?  (brother)	Answer this question in Italian: Lei chi è?  (mother)	Answer this question in Italian: Lui chi è?  (father)	Answer this question in Italian: Lei chi è?  (sister)
Answer this question in Italian: Lui chi è?  (uncle)	Answer this question in Italian: Lui chi è?  (grandfather)	Answer this question in Italian: Lei chi è?  (grandmother)	Answer this question in Italian: Lui chi è?  (cousin)
Answer this question in Italian: Lui chi è?  (brother)	Answer this question in Italian: Lei chi è?  (mother)	Answer this question in Italian: Lui chi è?  (father)	Answer this question in Italian: Lei chi è?  (sister)
Answer this question in Italian: Lui chi è?  (uncle)	Answer this question in Italian: Lui chi è?  (grandfather)	Answer this question in Italian: Lei chi è?  (grandmother)	Answer this question in Italian: Lui chi è?  (cousin)
Answer this question in Italian: Lei chi è?  (auntie)	Answer this question in Italian: Lei chi è?  (auntie)	Answer this question in Italian: Lei chi è?  (cousin)	Answer this question in Italian: Lei chi è?  (cousin)

MYSTERY Cards

Say number  in Italian If correct: Move forward 3 spaces.	Say number  in Italian If correct: Move forward 4 spaces.	Say number  in Italian If correct: Move forward 2 spaces.	Say number  in Italian If correct: Move forward 5 spaces.
Say number  in Italian If correct: Move forward 1 spaces.	Say number  in Italian If correct: Move forward 2 spaces.	Say number  in Italian If correct: Move forward 3 spaces.	Say number  in Italian If correct: Move forward 5 spaces.
Answer the question in Italian Come ti chiami? If correct: Move forward 3 spaces.	Answer the question in Italian Come ti chiami? If correct: Move forward 1 spaces.	Answer the question in Italian Come ti chiami? If correct: Move forward 5 spaces.	Answer the question in Italian Come ti chiami? If correct: Move forward 4 spaces.
Answer the question in Italian Come stai? If correct: Move forward 3 spaces.	Answer the question in Italian Come stai? If correct: Move forward 5 spaces.	Answer the question in Italian Come stai? If correct: Move forward 1 spaces.	Answer the question in Italian Come stai? If correct: Move forward 4 spaces.
Say the Italian word for:  If correct: Move forward 3 spaces.	Say the Italian word for:  If correct: Move forward 3 spaces.	Say the Italian word for:  If correct: Move forward 3 spaces.	Say the Italian word for:  If correct: Move forward 3 spaces.