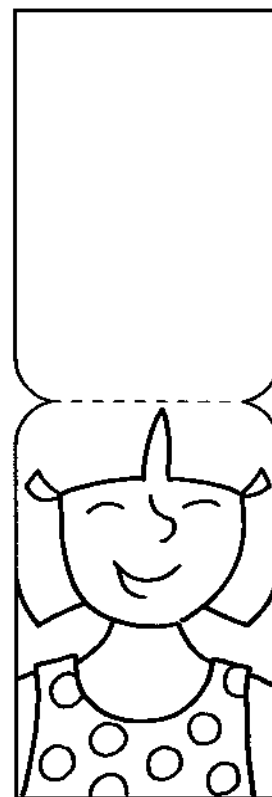




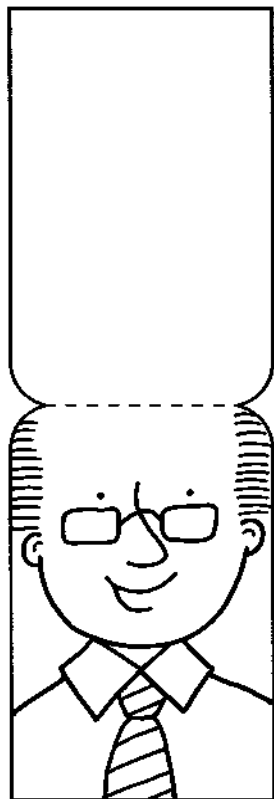


4. Finger puppets



Instructions

- Cut out a finger puppet. Be careful not to cut along the dotted line at the top of the head.
- Colour in your finger puppet.
- Fold the puppet along the dotted line and use a piece of sticky tape to hold together.
- Working with a partner use your puppet to greet one another and ask and say each other's name.