

English as an Additional Language in Victorian government schools 2013



Preface

This report provides information about English as an additional language (EAL) programs and support services in Victorian government schools in 2013. This report is based on:

- **the August School Census**

The Department of Education and Training conducts a schools' census in August each year. This census provides detailed information about students from language backgrounds other than English who are enrolled in government schools in Victoria. EAL Index funding allocation for the following year is based on this census.

- **the English as an Additional Language (EAL) students' section of the Supplementary Census**

The Department of Education and Training conducts an annual mid-year supplementary school data collection in August. The English as an Additional Language (EAL) Students' section seeks information from all schools in receipt of EAL Index funding and provides a profile of EAL learners and the types of EAL programs in government schools.

- **CASES21**

CASES21 is the software component of CASES (Computerised Administrative System Environment in Schools) which is the package provided to Victorian government schools to support school administration, finance and central reporting.

Part 1 provides information about students from language backgrounds other than English.

Part 2 provides information about EAL provision for newly arrived students.

Part 3 provides information about EAL provision for students in mainstream schools.

Five appendices provide supplementary information.

This report was updated and published in 2015.

Acronyms and abbreviations

CASES21	Computerised Administrative System Environment in Schools
EAL	English as an Additional Language
EFT	Equivalent Full-Time
LBOTE	Language Background Other Than English
MEA	Multicultural Education Aide
NEV	North-Eastern Victoria
NWV	North-Western Victoria
SEV	South-Eastern Victoria
SWV	South-Western Victoria
SRP	Student Resource Package
VCAA	Victorian Curriculum and Assessment Authority
VCE	Victorian Certificate of Education

Contents

Contents	4
List of tables and figures.....	5
Part 1: Students from language backgrounds other than English	6
Students' language backgrounds	6
Students' countries of birth	7
Part 2: Provision for newly arrived EAL learners	8
New arrivals data.....	9
Students' language backgrounds	9
Newly arrived EAL students' countries of birth	10
Newly arrived EAL students' regional distribution.....	10
New Arrivals Provision by Program Type	11
Part 3: Provision for EAL students in mainstream schools	12
Victorian Certificate of Education (VCE) EAL Units 3 - 4 sequence students.....	13
Multicultural Education Aides (MEAs).....	14
Appendices.....	15
Appendix 1: Newly arrived EAL students by language and region, government schools, Victoria, 2013	15
Appendix 2: Newly arrived EAL students by country of birth and region, government schools, Victoria, 2013	19
Appendix 3: Government primary schools receiving EAL Index funding to provide an EAL program, Victoria, 2013	23
Appendix 4: Government secondary schools receiving EAL Index funding to provide an EAL program, Victoria, 2013	28
Appendix 5: Government combined primary and secondary schools receiving EAL Index funding to provide an EAL program, Victoria, 2013	30

List of tables and figures

Figure 1: Main languages spoken at home by LBOTE students, government schools, Victoria, 2013	6
Table 1: LBOTE students by main language spoken at home, by region - government schools, Victoria, 2013	7
Figure 2: LBOTE students by country of birth, government schools, Victoria, 2013	7
Table 2: LBOTE students by country of birth and region, government schools, Victoria, 2013	8
Figure 3: Language backgrounds of newly arrived EAL students, government schools, Victoria, 2013	9
Figure 4: Newly arrived EAL students by country of birth, government schools, Victoria, 2013	10
Table 3: Newly arrived EAL students by residency status and region, government schools, Victoria, 2013	10
Table 4: Students in EAL New Arrival Programs, government schools, Victoria, 2013	11
Table 5: Number and percentage of students enrolled in VCE EAL Units 3 and 4 sequence as compared to all students enrolled in English by region, 2013	13
Table 6: Number of students enrolled in VCE EAL Units 3 and 4 by region, 2007-2013	13
Table 7: Multicultural education aides by region, mainstream government schools, Victoria, 2013	14
Table 8: Multicultural education aides by school type, mainstream government schools, Victoria, 2013	14

Part 1: Students from language backgrounds other than English

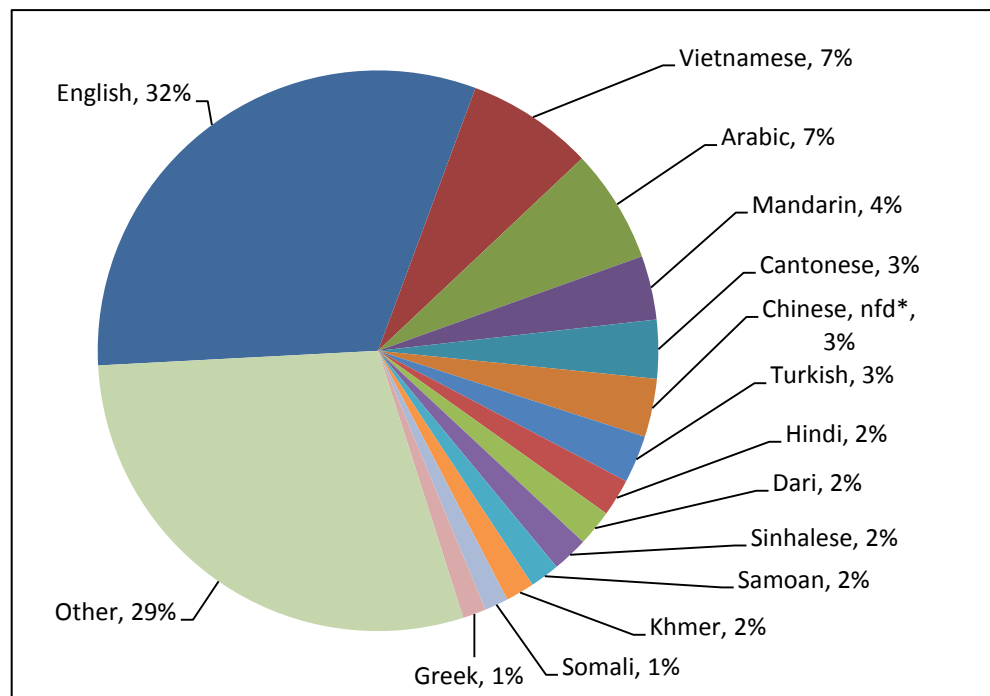
Students' language backgrounds

In 2013, there were 138,305 students in government schools (25.3 per cent) who were identified as coming from language backgrounds other than English (LBOTE) based on the August School Census, 2012. A student is defined as having a language background other than English if either the student or one or both parents speaks another language at home.

Figure 1 provides the main languages spoken at home by LBOTE students.

Table 1 provides the main languages spoken at home by LBOTE students by regional distribution.

Figure 1: Main languages spoken at home by LBOTE students, government schools, Victoria, 2013



Source: August School Census 2012

*nfd: not further defined

Table 1: LBOTE students by main language spoken at home, by region - government schools, Victoria, 2013

Language	Total	NWV	NEV	SEV	SWV
English	43,545	9,776	11,207	10,994	11,568
Vietnamese	10,119	1,227	1,448	2,171	5,273
Arabic	9,079	5,159	817	1,183	1,920
Mandarin	5,098	566	2,939	992	601
Cantonese	4,675	364	2,589	817	905
Chinese, nfd*	4,653	461	2,475	1,015	702
Turkish	3,793	2,464	219	410	700
Hindi	2,973	510	647	1,014	802
Dari	2,885	136	346	2,284	119
Sinhalese	2,862	525	767	1,174	396
Samoan	2,357	852	69	800	636
Khmer	2,290	138	307	1,783	62
Somali	1,896	861	41	117	877
Greek	1,853	583	473	482	315
Subtotal	98,078	23,622	24,344	25,236	24,876
Other languages ¹	40,227	7,521	7,717	12,602	12,387
Total	138,305	31,143	32,061	37,838	37,263

Source: August School Census 2012

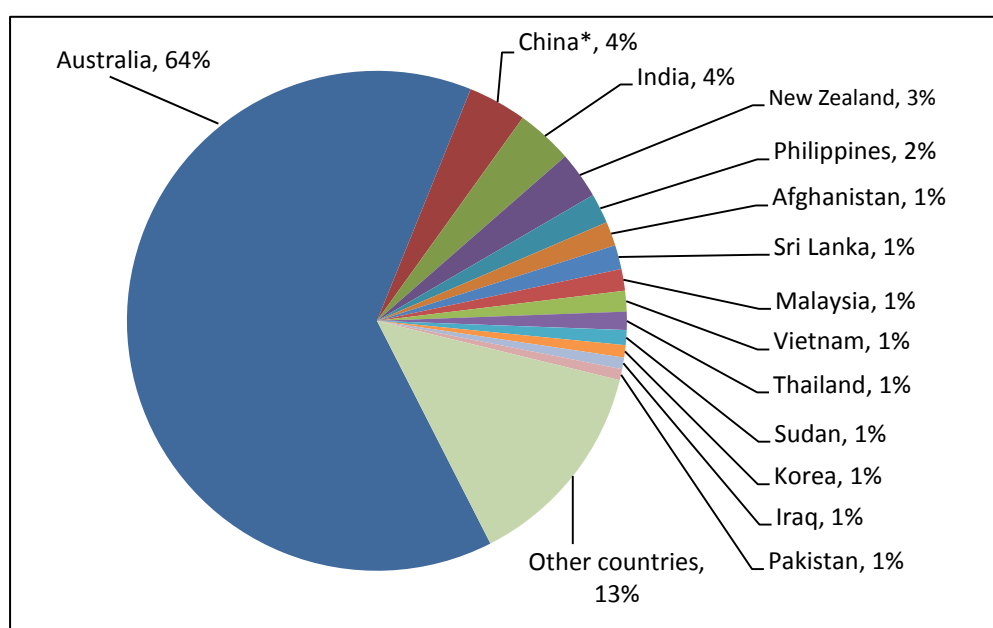
¹ This group comprises more than 200 languages with fewer than 1,800 speakers per language.

*nfd: not further defined

Students' countries of birth

Figure 2 provides the country of birth of LBOTE students. Table 2 provides the students' country of birth and regional distribution in 2013.

Figure 2: LBOTE students by country of birth, government schools, Victoria, 2013



Source: August School Census 2012

*excluding Special Administrative Regions & Taiwan Province

N.B: Figures have been rounded

Table 2: LBOTE students by country of birth and region, government schools, Victoria, 2013

Language	Total	NWV	NEV	SEV	SWV
Australia	87,989	22,499	18,695	22,563	24,232
China ¹	5,247	620	2,895	1,049	683
India	5,060	723	1,120	1,814	1,403
New Zealand	4,201	811	650	1,236	1,504
Philippines	2,681	409	350	722	1,200
Afghanistan	2,163	158	284	1,646	75
Sri Lanka	2,157	316	734	816	291
Malaysia	1,941	219	1,154	262	306
Vietnam	1,860	298	303	418	841
Thailand ²	1,624	209	263	340	812
Sudan	1,332	123	156	440	613
Korea	1,097	70	705	210	112
Iraq	1,037	755	102	119	61
Pakistan	989	207	114	446	222
Subtotal	119,378	27,417	27,525	32,081	32,355
Other countries ³	18,927	3,726	4,536	5,757	4,908
Total	138,305	31,143	32,061	37,838	37,263

Source: August School Census 2012

¹ Excluding Special Administrative Regions & Taiwan Province

² A number of Thai-born students identify as Burmese and/or speak a language of Burma (Republic of the Union of Myanmar).

³ This group comprises more than 175 countries with fewer than 1,000 students per country.

Part 2: Provision for newly arrived EAL learners

In Victoria, the English as an Additional Language (EAL) New Arrivals Program provides intensive English language tuition to newly arrived EAL learners eligible to enrol in government schools as non-fee-paying students.

The New Arrivals Program aims to improve the educational opportunities and outcomes of newly arrived students from language backgrounds other than English by developing their English language competence and facilitating their transition to participation in mainstream education.

Eligibility for the New Arrivals Program is based on the criteria available at: <http://www.education.vic.gov.au/school/teachers/teachingresources/diversity/eal/Pages/ealnewstudent.aspx>

New arrivals data

Prior to 2013, data for the annual EAL report was collected through CASES21 and reported on over two six month periods, from 1 November to 30 June and 1 July to 31 October, rather than by calendar year.

New arrivals data will now be reported by calendar year rather than across two reporting periods.

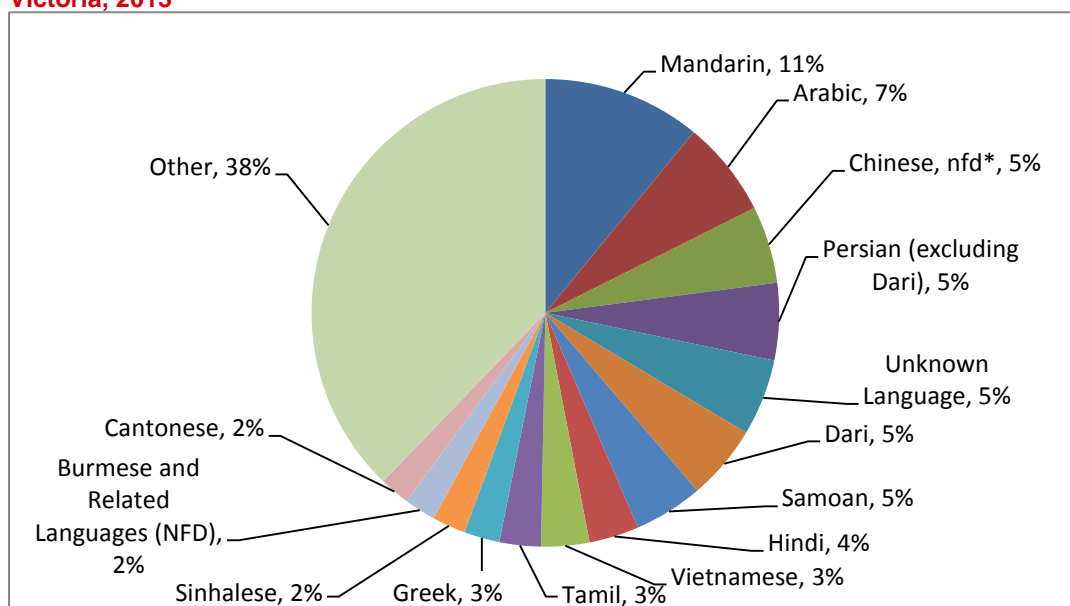
In the period from 1 January to 31 December 2013, Victorian schools enrolled 6,325 newly arrived EAL learners.

If the former method of data collection had been used, the number of new arrivals reported in the 2013 report would have been 6,352 (4,375 from 1 November 2012 to 30 June 2013, and 1,977 from 1 July 2013 to 31 October 2013).

Students' language backgrounds

Figure 3 shows the main languages spoken by newly arrived EAL students in Victoria in 2013. The most common languages spoken by newly arrived EAL students are Mandarin, Arabic, Chinese (nfd*) and Persian (excluding Dari). See Appendix 1 for further details, including the distribution of these students across the four regions.

Figure 3: Language backgrounds of newly arrived EAL students, government schools, Victoria, 2013



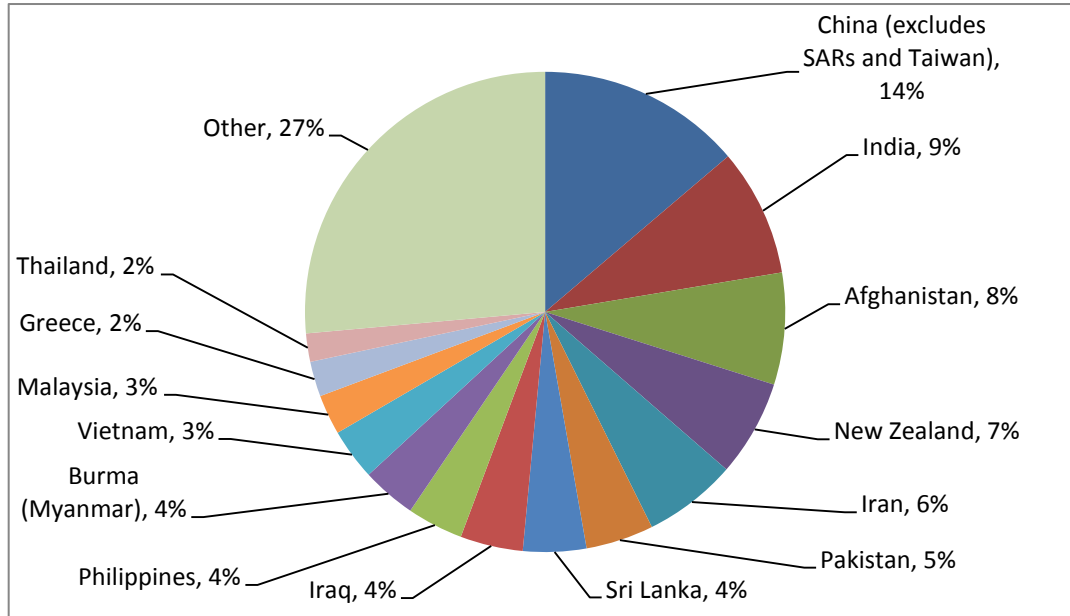
Source: CASES21 2013

*nfd: not further defined

Newly arrived EAL students' countries of birth

The countries of birth of newly arrived EAL students vary from year to year and reflect world events and Commonwealth immigration policy. In 2013, the highest numbers of students were born in China, India, Afghanistan and New Zealand, as shown in Figure 4. A complete list of newly arrived EAL students by country of birth and region can be found in Appendix 2.

Figure 4: Newly arrived EAL students by country of birth, government schools, Victoria, 2013



Source: CASES21 2013

*China – excludes SARs and Taiwan

**Fifty two languages were represented among newly arrived EAL students born in New Zealand - the largest language groups were Samoan, Tongan, Punjabi, Mandarin, Hindi and Somali.

N.B: Figures have been rounded

Newly arrived EAL students' regional distribution

Table 3 shows the regional distribution of newly arrived EAL students in 2013, including residency status. The number of newly arrived students is 6,325. The totals in the table below add to 6,411 because the residential status of a small number of students changed from temporary to permanent during 2013.

Table 3: Newly arrived EAL students by residency status and region, government schools, Victoria, 2013

Region	Permanent	Temporary	Total
NEV	766	730	1,486
NWV	839	529	1,358
SEV	1,025	961	1,971
SWV	957	652	1,596

Source: CASES21 2013

New Arrivals Provision by Program Type

The New Arrivals Program currently operates through four English language schools (ELS), one in each region in a metropolitan location, four secondary English language centres (ELC) in metropolitan locations, and three regional English language programs.

Each language school also operates primary outpost programs or provides visiting teachers to primary schools which have high concentrations of newly arrived students who cannot access an English language school. Support is also provided to isolated students in rural or regional areas where there is no access to a program.

The number of students provided with support through these components of the EAL New Arrivals Program appears in Table 4 below.

Table 4: Students in EAL New Arrival Programs, government schools, Victoria, 2013

Program	Primary	Secondary	Total
Metropolitan English Language School or Centres	975	1473	2448
Regional English Language program	311	314	625
Outpost program	433	0	433
Visiting program	94	0	94
Isolated support	63	10	73

Source: CASES21 2013

Part 3: Provision for EAL students in mainstream schools

Amongst the 138,305 LBOTE students identified in Part 1 of this report, 48,340 (35 per cent) met the criteria for EAL Index funding.

EAL Index funding is provided to mainstream schools for EAL programs based on the number of students who:

- come from a language background other than English
- speak a language other than English at home as their main language
- have been enrolled in an Australian school for less than five years
- attract Student Resource Package (SRP) funding.

In 2013, 477 eligible mainstream schools were provided with EAL Index funding to provide an EAL program for eligible students.

Contingency funding was also allocated to 14 primary schools, 12 secondary schools and one P to 12 school to assist them in providing support for EAL students who had enrolled since the August 2012 census.

For a list of schools that received EAL Index funding to provide programs in 2013, see Appendix 3 (primary schools), Appendix 4 (secondary schools) and Appendix 5 (combined primary/secondary schools).

Victorian Certificate of Education (VCE) EAL Units 3 - 4 sequence students

The satisfactory completion of an English study is a compulsory requirement of achieving the VCE. EAL students who are unfamiliar with the English language because they are from language backgrounds other than English or are hearing-impaired may have access to enrolment in VCE EAL. This provision is also available for Aboriginal and Torres Strait Islander students whose first language is not English and who meet the eligibility criteria. Table 5, following, provides the numbers of VCE EAL Units 3-4 sequence students who enrolled in VCE EAL in 2013, as a percentage of the whole English group. Table 6 provides numbers of VCE EAL students by region, between 2007 and 2013.

Table 5: Number and percentage of students¹ enrolled in VCE EAL Units 3 and 4 sequence as compared to all students enrolled in English by region, 2013

Region	EAL	English Group	Percentage in EAL
NWV	269	9,457	2.8
NEV	653	13,830	4.7
SEV	492	13,334	3.7
SWV	352	12,965	2.7
*Off-shore providers	355	366	97
Total	2,121	49,952	4.2

Source: VCAA 2013

¹excludes full-fee paying overseas students

*off-shore providers refers to other countries that provide the VCE

Table 6: Number of students¹ enrolled in VCE EAL Units 3 and 4 by region, 2007-2013

Region	2007	2008	2009	2010	2011	2012	2013
NWV	198	260	222	264	247	283	269
NEV	444	510	559	527	645	637	653
SEV	389	410	433	441	478	460	492
SWV	355	387	406	363	387	430	352
*Off-shore providers	189	238	287	299	409	364	355
Total	1,575	1,805	1,907	1,894	2,166	2,174	2,121

Source: VCAA 2013

¹ excludes full-fee paying overseas students

*off-shore providers refers to other countries that provide the VCE

Multicultural Education Aides (MEAs)

The employment of MEAs in mainstream schools assists with communication between schools and parents of students from language backgrounds other than English. MEAs also assist students in the classroom in small groups or on a one-on-one basis.

Table 7 indicates that a total of 345.8 EFT MEA positions were funded for 482 programs in 2013.

Table 8 shows that a majority of MEAs were employed in primary schools.

Table 7: Multicultural education aides by region, mainstream government schools, Victoria, 2013

Region	Number of EAL Index-funded programs	EFT funded positions
SWV	123	88.2
NWV	123	88.2
NEV	109	78.2
SEV	127	91.2
Total	482	345.8

Source: Department of Education and Training 2013

Table 8: Multicultural education aides by school type, mainstream government schools, Victoria, 2013

School type	Number of campuses receiving EAL Index funding	EFT funded positions
Primary schools	344	246.8
Secondary colleges	114	81.8
Primary/secondary schools	24	17.2
Total	482	345.8

Source: Department of Education and Training 2013

Appendices

Appendix 1: Newly arrived EAL students by language and region, government schools, Victoria, 2013

Language	NEV	NWV	SEV	SWV	Total
Aboriginal English, so described	0	0	1	0	1
African Languages (NFD)	1	0	1	4	6
African Languages, nec	0	2	3	4	9
Afrikaans	2	1	15	6	24
Akan	2	1	0	1	4
Albanian	2	0	1	0	3
Amharic	0	3	3	15	20
Arabic	41	241	73	77	430
Armenian	0	1	0	0	1
Assamese	0	0	1	0	1
Assyrian	4	69	0	0	73
Balinese	0	1	0	0	1
Balochi	0	4	0	0	4
Bengali	13	13	11	14	49
Bisaya	0	0	3	0	3
Burmese	21	14	41	11	87
Burmese and Related Languages (NFD)	86	0	0	55	141
Burmese and Related Languages, nec	1	0	0	17	18
Cantonese	85	15	14	24	135
Cebuano	0	0	1	2	3
Chinese (NFD)	201	34	61	53	345
Chinese, nec	5	0	0	0	5
Croatian	0	1	1	0	2
Czech	0	0	1	1	2
Danish	2	1	1	4	8
Dari	11	20	233	71	335
Dhivehi	0	2	0	0	2
Dinka	1	5	6	14	23
Dutch	6	3	10	4	23
Fijian	5	0	5	3	13
Filipino	24	24	28	40	116
Finnish	0	0	7	0	7
French	7	6	49	4	66
German	0	9	12	11	32

Language	NEV	NWV	SEV	SWV	Total
Greek	53	37	47	26	159
Gujarati	15	5	15	17	52
Gurindji	0	1	0	0	1
Haka	6	0	0	7	13
Hakka	2	1	0	2	5
Hebrew	4	1	6	0	11
Hindi	50	44	72	58	223
Hmong	0	2	1	0	3
Hungarian	1	0	5	2	8
Igbo	0	0	0	2	2
Indo-Aryan (NFD)	1	0	0	2	3
Indonesian	25	30	17	13	85
Italian	6	10	8	12	36
Japanese	13	3	30	2	48
Kannada	1	0	9	3	13
Karen	13	6	4	57	80
Khmer	0	5	44	5	54
Konkani	2	1	0	0	3
Korean	63	14	10	21	103
Krio	0	0	1	0	1
Kurdish	0	12	0	3	15
Lao	1	1	0	3	5
Latvian	0	1	0	0	1
Lithuanian	0	0	1	0	1
Macedonian	0	2	4	2	8
Malay	18	11	6	11	44
Malayalam	6	14	31	16	67
Maltese	0	1	0	0	1
Mandarin	415	95	148	63	707
Maori (Cook Island)	2	2	9	0	13
Maori (New Zealand)	0	0	2	7	9
Marathi	10	2	9	1	22
Mauritian Creole	0	0	0	1	1
Meriam Mir	0	0	1	0	1
Middle Eastern Semitic Languages, nec	0	0	0	1	1
Mongolian	1	1	0	2	4
Nauruan	1	0	0	2	3
Ndebele	0	0	1	3	4
Nepali	7	32	4	4	47

Language	NEV	NWV	SEV	SWV	Total
Norwegian	0	1	6	0	7
Nuer	0	0	2	3	5
Nyanja (Chichewa)	0	0	4	0	4
Oromo	0	11	7	22	39
Other Southern Asian Languages	2	0	0	0	2
Pampangan	0	0	1	0	1
Pashto	2	16	31	13	62
Persian (excluding Dari)	52	74	95	125	344
Polish	1	4	2	5	12
Portuguese	4	5	9	5	23
Punjabi	18	22	42	47	129
Romanian	0	0	3	2	5
Russian	14	9	22	3	46
Samoan	17	102	93	101	308
Serbian	0	2	9	3	14
Shona	1	1	6	0	8
Sindhi	5	1	1	0	7
Sinhalese	51	33	36	29	149
Slovak	1	0	0	0	1
Slovene	0	0	1	1	1
Solomon Islands Pijin	0	0	2	0	2
Somali	0	38	23	28	89
Southeast Asian Austronesian Languages (NFD)	3	2	1	0	6
Southern Asian Languages (NFD)	0	1	5	1	7
Southwest And Central Asian Languages (NFD)	0	0	0	2	2
Spanish	7	9	32	24	71
Swahili	0	5	9	9	23
Swedish	0	0	10	2	12
Tagalog	16	17	55	44	132
Tamil	31	30	71	53	185
Telugu	13	12	22	22	67
Thai	5	14	15	15	49
Tigré	0	0	0	1	1
Tigrinya	0	5	4	19	28
Tok Pisin	0	0	0	2	2
Tokelauan	0	0	2	5	7
Tongan	1	12	4	26	43
Tswana	0	0	0	1	1

Language	NEV	NWV	SEV	SWV	Total
Tulu	1	0	0	2	3
Turkish	1	7	6	4	18
Ukrainian	0	0	4	0	4
Unknown Language	20	48	213	62	342
Urdu	18	46	26	37	125
Uygur	0	2	0	0	2
Uzbek	0	3	0	0	3
Vietnamese	23	31	58	110	215
Wu	1	0	0	0	1
Yoruba	0	1	3	0	4
Grand Total	1,486	1,358	1,971	1,596	6,325

Source: CASES21 2013

*nec: not elsewhere classified

**nfd: not further defined

Appendix 2: Newly arrived EAL students by country of birth and region, government schools, Victoria, 2013

Language	NEV	NWV	SEV	SWV	Total
Afghanistan	14	40	326	98	478
Argentina	1	0	1	3	5
Australia	0	0	0	1	1
Austria	0	0	0	3	3
Bahrain	0	2	2	1	5
Bangladesh	6	10	8	8	30
Belarus	0	0	1	0	1
Belgium	1	0	1	2	4
Bolivia	0	2	0	0	2
Botswana	0	1	0	0	1
Brazil	3	3	8	3	17
Burma (Myanmar)	95	13	27	98	232
Burundi	0	5	0	0	5
Cambodia	0	4	44	4	52
Canada	4	3	2	4	13
Chile	2	1	8	3	14
Chilean Antarctic Territory	0	0	0	1	1
China (excludes SARs and Taiwan)	482	126	185	115	875
Chinese Asia (includes Mongolia) (NFD)	0	0	1	0	1
Colombia	0	2	4	1	7
Congo	0	0	0	2	2
Congo, Democratic Republic of	0	0	3	7	10
Cook Islands	2	0	5	1	8
Croatia	0	1	0	0	1
Cyprus	1	5	5	3	14
Czech Republic	0	0	0	1	1
Denmark	2	1	1	3	7
Ecuador	1	0	1	0	2
Egypt	16	16	19	16	65
El Salvador	0	0	0	1	1
England	2	0	3	2	7
Eritrea	0	0	1	3	4
Ethiopia	0	20	15	56	89
Fiji	8	1	10	8	26
Finland	0	3	8	1	12

Language	NEV	NWV	SEV	SWV	Total
Former Yugoslav Republic of Macedonia (FYROM)	0	2	5	2	9
France	3	2	33	0	38
Gaza Strip and West Bank	0	0	0	1	1
Germany	0	4	16	7	27
Ghana	3	1	0	1	5
Greece	52	33	44	25	150
Guinea	0	0	2	0	2
Hong Kong (SAR of China)	49	3	4	3	59
Hungary	1	0	5	1	7
India	111	95	186	157	545
Indonesia	23	34	17	14	88
Iran	59	103	130	109	399
Iraq	13	205	26	24	268
Ireland	1	1	3	0	5
Israel	6	0	7	0	12
Italy	5	10	8	10	33
Japan	13	4	27	3	47
Jordan	3	3	0	0	6
Kazakhstan	0	1	0	0	1
Kenya	0	6	7	6	19
Korea, Republic of (South)	61	14	11	19	100
Kuwait	1	6	0	0	7
Kyrgyzstan	0	1	0	0	1
Laos	0	3	0	3	6
Lebanon	1	22	0	16	39
Liberia	0	1	0	0	1
Libya	1	1	0	4	6
Lithuania	0	0	1	0	1
Macau (SAR of China)	1	0	0	0	1
Malawi	0	0	2	0	2
Malaysia	100	30	24	21	171
Maldives	1	2	0	0	3
Malta	0	1	1	0	2
Mauritius	1	4	8	2	15
Mexico	3	1	1	3	7
Moldova	0	0	1	0	1
Mongolia	1	1	0	2	4
Montenegro	0	2	1	0	3
Mozambique	1	3	4	0	8

Language	NEV	NWV	SEV	SWV	Total
Nauru	1	0	0	2	3
Nepal	8	32	4	4	48
Netherlands	4	3	10	2	19
New Caledonia	0	0	1	0	1
New Zealand	69	96	117	134	412
Nigeria	0	2	3	2	7
Norway	0	2	6	0	8
Oman	0	3	5	0	8
Pakistan	34	57	126	76	290
Papua New Guinea	1	0	0	5	6
Peru	1	2	4	1	8
Philippines	36	42	85	77	240
Poland	0	4	2	5	11
Portugal	0	1	2	2	5
Qatar	0	1	0	0	1
Romania	0	0	1	2	3
Russian Federation	8	4	12	3	26
Rwanda	0	0	0	2	2
Samoa	3	42	34	40	118
Samoa, American	0	3	0	2	5
Saudi Arabia	2	14	16	7	39
Scotland	0	1	0	0	1
Serbia	0	0	7	3	10
Sierra Leone	0	0	1	1	2
Singapore	19	2	8	9	38
Slovakia	1	0	0	0	1
Slovenia	0	0	1	1	1
Solomon Islands	0	0	2	0	2
Somalia	0	23	14	6	43
South Africa	2	1	15	12	30
Southern and East Africa (NFD)	0	0	0	1	1
Spain	1	2	7	14	24
Sri Lanka	65	48	91	66	270
Sudan	1	10	8	17	33
Sweden	1	2	8	2	13
Switzerland	1	5	0	4	10
Syria	1	11	1	2	15
Taiwan	11	3	5	2	21
Tanzania	0	1	0	1	2

Language	NEV	NWV	SEV	SWV	Total
Thailand	18	19	25	59	121
Tonga	0	4	0	3	7
Turkey	1	8	4	4	17
Ukraine	0	1	5	0	6
United Arab Emirates	4	5	5	2	16
United Kingdom, Channel Islands and Isle of Man	2	3	4	12	21
United States of America	14	8	9	18	47
Uzbekistan	0	2	1	0	3
Venezuela	0	0	3	0	3
Vietnam	26	31	56	114	220
Yemen	0	4	1	0	5
Zambia	0	0	2	1	3
Zimbabwe	1	2	4	1	8
Grand Total	1486	1358	1971	1596	6325

Source: CASES21 2013

*nfd: not further defined

+Note that a number of Thai-born students identify as Burmese and/or speak a language of Burma (Republic of the Union of Myanmar).

Appendix 3: Government primary schools receiving EAL Index funding to provide an EAL program, Victoria, 2013

South-Western Victoria			
		5236	Kings Park Primary School
5179	Albanvale Primary School	3988	Kingsville Primary School
4855	Albion North Primary School	5499	Kororoit Creek Primary School
4265	Albion Primary School	5256	Kurunjang Primary School
5287	Altona Green Primary School	5297	Mackellar Primary School
5172	Altona Meadows Primary School	5091	Manorvale Primary School
4931	Altona North Primary School	430	Melton Primary School
3923	Altona Primary School	3717	Melton South Primary School
4848	Ardeer Primary School	5036	Melton West Primary School
5064	Ardeer South Primary School	5336	Monmia Primary School
4025	Ascot Vale West Primary School	2901	Moonee Ponds West Primary School
4812	Avondale Primary School	5002	Mossfiel Primary School
33	Ballarat (Dana Street) Primary School	5139	Movelle Primary School
4962	Bell Park North Primary School	113	Newport Lakes Primary School
4873	Bellaire Primary School	5410	Niddrie Primary School
5254	Bellbridge Primary School	1402	North Melbourne Primary School
1434	Cairnlea Park Primary School	5480	Parkwood Green Primary School
5312	Cambridge Primary School	5337	Seabrook Primary School
2605	Carlton Gardens Primary School	4741	St Albans East Primary School
4980	Carlton Primary School	4948	St Albans Heights Primary School
5090	Coburn Primary School	5118	St Albans Meadows Primary School
5068	Debney Meadows Primary School	4811	St Albans North Primary School
5084	Deer Park North Primary School	2969	St Albans Primary School
5032	Deer Park West Primary School	5047	Stevensville Primary School
5512	Derrimut Primary School	4612	Strathmore Primary School
5450	Dinjerra Primary School	5526	Sunshine Harvester Primary School
4015	Essendon North Primary School	4744	Sunshine Heights Primary School
483	Essendon Primary School	4745	Sunshine North Primary School
250	Flemington Primary School	3113	Sunshine Primary School
1912	Footscray City Primary School	3559	Sydenham - Hillside Primary School
4160	Footscray North Primary School	5508	Taylor's Hill Primary School
253	Footscray Primary School	5258	Taylor's Lakes Primary School
3890	Footscray West Primary School	5343	Thomas Chirnside Primary School
5050	Glengala/Sunshine West Primary School	5498	Truganina South Primary School
5152	Iramoo Primary School	4852	Tullamarine Primary School
4877	Keilor Heights Primary School	4945	University Park Primary School
5539	Keilor Views Primary School		
2374	Kensington Primary School		

5206	Wedge Park Primary School	2436	Ivanhoe Primary School
4788	Wembley Primary School	3686	Kennington Primary School
649	Werribee Primary School	4845	Kingsbury Primary School
5365	Westgrove Primary School	4976	Lalor East Primary School
5049	Woodville Primary School	5532	Lalor Gardens Primary School
5540	Wyndham Park Primary School	5035	Lalor North Primary School
		4709	Lalor Primary School
		5541	Lightning Reef Primary School
		5227	Meadow Heights Primary School
		5286	Meadowglen Primary School
		5524	Meadows Primary School
		488	Mernda Primary School
		2915	Mildura Primary School
		4389	Mildura South Primary School
		3983	Mildura West Primary School
		5325	Mill Park Heights Primary School
		5160	Mill Park Primary School
		4876	Moomba Park Primary School
		1975	Morang South Primary School
		2837	Moreland Primary School
		3618	Norris Bank Primary School
		4721	Oak Park Primary School
		4731	Pascoe Vale North Primary School
		3081	Pascoe Vale Primary School
		4704	Pascoe Vale South Primary School
		3806	Penders Grove Primary School
		1915	Plenty Parklands Primary School
		4764	Preston North East Primary School
		1494	Preston Primary School
		824	Preston South Primary School
		3885	Preston West Primary School
		2955	Princes Hill Primary School
		5346	Ranfurly Primary School
		4686	Reservoir East Primary School
		3960	Reservoir Primary School
		5523	Reservoir Views Primary School
		4711	Reservoir West Primary School
		5044	Richmond West Primary School
		4568	Rosanna Primary School
North-Western Victoria			
1886	Abbotsford Primary School		
5522	Aitken Creek Primary School		
5184	Apollo Parkways Primary School		
5453	Belle Vue Park Primary School		
5186	Bethal Primary School		
4875	Broadmeadows Primary School		
5098	Broadmeadows Valley Primary School		
3585	Brunswick North Primary School		
4399	Brunswick North West Primary School		
4304	Brunswick South West Primary School		
4944	Bundoora Primary School		
5034	Campbellfield Heights Primary School		
4543	Coburg North Primary School		
484	Coburg Primary School		
3941	Coburg West Primary School		
5554	Coolaroo South Primary School		
4770	Craigieburn Primary School		
5243	Craigieburn South Primary School		
5546	Dallas Brooks Community Primary School		
5551	Epping Primary School		
5513	Epping Views Primary School		
3590	Fawkner Primary School		
5244	Findon Primary School		
450	Fitzroy Primary School		
5007	Gladstone Park Primary School		
5093	Gladstone Views Primary School		
5542	Glenroy Central Primary School		
4809	Glenroy West Primary School		
890	Greenvale Primary School		
294	Heidelberg Primary School		

5443	Roxburgh Homestead Primary School	5454	Doncaster Gardens Primary School
5485	Roxburgh Park Primary School	197	Doncaster Primary School
5493	Roxburgh Rise Primary School	4961	Donvale Primary School
4743	Swan Hill North Primary School	4903	Essex Heights Primary School
1142	Swan Hill Primary School	5425	Glen Waverley Primary School
4827	Thomastown East Primary School	5436	Glen Waverley South Primary School
5134	Thomastown Meadows Primary School	5010	Glendal Primary School
631	Thomastown Primary School	1508	Glenferrie Primary School
4999	Thomastown West Primary School	5478	Great Ryrie Primary School
4892	Viewbank Primary School	4694	Greythorn Primary School
3139	Wales Street Primary School	5345	Heany Park Primary School
4988	Watsonia North Primary School	4986	Highvale Primary School
4158	Westbreen Primary School	4176	Hughesdale Primary School
5544	William Ruthven Primary School	4716	Huntingdale Primary School
5342	Willmott Park Primary School	5176	Jells Park Primary School
1886	Abbotsford Primary School	5295	Karoo Primary School
5522	Aitken Creek Primary School	4816	Kerrimuir Primary School
		1075	Kew Primary School
		5429	Knox Central Primary School
		5234	Knox Gardens Primary School
		4863	Laburnum Primary School
		5113	Livingstone Primary School
		5009	Manchester Primary School
		5212	Milgate Primary School
		2904	Mitcham Primary School
		3943	Mont Albert Primary School
		4923	Mount View Primary School
		5430	Mount Waverley North Primary School
		3432	Mount Waverley Primary School
		2172	Mulgrave Primary School
		4886	Mullum Primary School
		1601	Oakleigh Primary School
		4823	Oakleigh South Primary School
		4715	Old Orchard Primary School
		5285	Orchard Grove Primary School
		5281	Park Ridge Primary School
		5416	Parkhill Primary School
		4937	Pembroke Primary School
		4874	Pinewood Primary School
		5431	Rangeview Primary School
		5131	Regency Park Primary School
		5419	Roberts McCubbin Primary
North-Eastern Victoria			
4879	Ainslie Parklands Primary School		
5427	Albany Rise Primary School		
5428	Amsleigh Park Primary School		
4317	Ashburton Primary School		
4638	Balwyn North Primary School		
1026	Balwyn Primary School		
2163	Bayswater Primary School		
4973	Bayswater South Primary School		
4813	Beverley Hills Primary School		
2923	Blackburn Primary School		
5288	Boroondara Park Primary School		
4717	Box Hill North Primary School		
454	Burwood East Primary School		
4932	Burwood Heights Primary School		
888	Camberwell Primary School		
5111	Camelot Rise Primary School		
3572	Canterbury Primary School		
734	Clayton North Primary School		
6209	Cobram Primary School		
2900	Croydon Primary School		
3680	Deepdene Primary School		
5019	Donburn Primary School		

3675	Noble Park Primary School
5363	Oatlands Primary School
3074	Ormond Primary School
4780	Overport Primary School
6243	Pakenham Consolidated School
5370	Pakenham Hills Primary School
5504	Pakenham Lakeside Primary School
5507	Pakenham Springs Primary School
5190	Patterson Lakes Primary School
2932	Port Melbourne Primary School
5232	Rangebank Primary School
5130	River Gum Primary School
5087	Rosewood Downs Primary School
5313	Rowellyn Park Primary School
5120	Silverton Primary School
583	South Yarra Primary School
5235	Southern Cross Primary School
4910	Southmoor Primary School
5538	Spring Parks Primary School
5537	Springvale Rise Primary School
1479	St Kilda Primary School
1896	Stonnington Primary School
5463	Strathaird Primary School
5294	Thomas Mitchell Primary School
3016	Toorak Primary School
4700	Traralgon (Liddiard Road) Primary School
4687	Tucker Road Bentleigh Primary School
4778	Valkstone Primary School
5055	Wallarano Primary School
4851	Westall Primary School
3716	Wonthaggi North Primary School
4989	Wooranna Park Primary School
4807	Yarraman Oaks Primary School

Source: Department of Education and Training 2013

Appendix 4: Government secondary schools receiving EAL Index funding to provide an EAL program, Victoria, 2013

South Western Victoria

8828	Ballarat Secondary College
7585	Belmont High School
7395	Brauer Secondary College
7645	Braybrook College
7670	Buckley Park College
8799	Copperfield College
8806	Essendon East Keilor District College
8836	Footscray City College
7841	Gilmore College For Girls
7183	Grovedale College
8710	Hoppers Crossing Secondary College
8818	Horsham College
8715	Keilor Downs Secondary College
8910	Lakeview Senior College
8015	Maribyrnong Secondary College
8027	Melton Secondary College
7763	Mount Alexander 7-12 College
7856	North Geelong Secondary College
8847	Point Cook Senior Secondary College
7275	Rosehill Secondary College
8330	St Albans Secondary College
7247	Staughton College
8790	Sunshine College
8787	Taylors Lakes Secondary College
8405	University High School
8891	Victoria University Secondary College
8465	Werribee Secondary College
7402	Wyndham Central Secondary College

North-Western Victoria

7595	Bendigo Senior Secondary College
7837	Bendigo South East 7-10 Secondary College
8807	Brunswick Secondary College
7250	Chaffey Secondary College
8705	Craigieburn Secondary College
7813	Epping Secondary College
7858	Gladstone Park Secondary College
8893	Glenroy Secondary College
8862	Hume Central Secondary College
8894	John Fawkner Secondary College
7986	Lalor North Secondary College
7985	Lalor Secondary College
8819	Melbourne Girls College
8045	Mildura Senior College
8775	Mill Park Secondary College
8180	Northcote High School
8227	Pascoe Vale Girls Secondary College
8240	Preston Girls Secondary College
8708	Reservoir High School
8407	Roxburgh College
8802	Swan Hill College
8383	Thomastown Secondary College
8797	Thornbury High School
8812	Viewbank College
8895	William Ruthven Secondary College

North-Eastern Victoria

8743	Ashwood Secondary College
7550	Balwyn High School
7610	Blackburn High School
7635	Box Hill High School
7647	Brentwood Secondary College
7680	Camberwell High School
7690	Canterbury Girls Secondary College

7776	Doncaster Secondary College	8704	Glen Eira College
7773	East Doncaster Secondary College	8869	Gleneagles Secondary College
8724	Forest Hill College	8868	Hallam Senior Secondary College
8808	Glen Waverley Secondary College	8709	Hampton Park Secondary College
7934	Hawthorn Secondary College	8421	Kambrya College
7918	Highvale Secondary College	8867	Keysborough Secondary College
8856	John Monash Science School	8000	Lyndale Secondary College
7950	Kew High School	7108	Lyndhurst Secondary College
7954	Koonung Secondary College	8135	MacRobertson Girls High School
7331	McGuire College	8835	McClelland Secondary College
8912	Melba Secondary College	8125	Mckinnon Secondary College
8105	Mount Waverley Secondary College	8025	Melbourne High School
8744	Mullauna Secondary College	8804	Mornington Secondary College
8270	Ringwood Secondary College	8813	Noble Park Secondary College
8320	Shepparton High School	8223	Pakenham Secondary College
8801	South Oakleigh Secondary College	8290	Rosebud Secondary College
8823	Templestowe College	8803	Traralgon College
8420	Vermont Secondary College	8470	Westall Secondary College
8422	Wanganui Park Secondary College		
8428	Wantirna College		
8462	Wellington Secondary College		
8474	Wheelers Hill Secondary College		
8480	Wodonga Senior Secondary College		

Source: Department of Education and Training 2013

South-Eastern Victoria

8874	Alkira Secondary College
7255	Bentleigh Secondary College
7650	Brighton Secondary College
8423	Carrum Downs Secondary College
7720	Cheltenham Secondary College
8898	Cranbourne East Secondary College
7747	Cranbourne Secondary College
8858	Dandenong High School
7810	Elwood College
8870	Fountain Gate Secondary College

Appendix 5: Government combined primary and secondary schools receiving EAL Index funding to provide an EAL program, Victoria, 2013

South-Western Victoria

8857	Altona P-9 College
5315	Baden Powell P-9 College
8800	Bayside P-12 College
8908	Brookside P-9 College
5486	Carranballac P-9 College
8909	Creekside K-9 College
8861	Laverton P-12 College
8848	Manor Lakes P-12 College
8833	Nhill College
8901	Northern Bay P-12 College
4159	Point Cook Prep - Year 9 College
8911	Springside P-9 College
8783	The Grange P-12 College

North-Western Victoria

8890	Charles La Trobe P-12 College
6212	Collingwood College
6242	Macleod College
8853	Mount Ridley P-12 College
8885	Robinvale P-12 College
8846	The Lakes South Morang P-9 School
7405	Weeroona College Bendigo

North-Eastern Victoria

8851	Wodonga Middle Years College
------	------------------------------

South-Eastern Victoria

5435	Carwatha P-12 College
8905	Doveton College
1604	Malvern Central School
8839	Narre Warren South P-12 College
5479	Timbarra P-9 College

Source: Department of Education and Training 2013