


# The NDIS and your child at school



**The Department of Education**



**Easy English**

## Hard words

This book has some hard words.



The first time we write a hard word

- the word is in **blue**
- we write what the hard word means.

## You can get help with this book



You can get someone to help you

- read this book
- know what this book is about
- find more information



## About this book



Department  
of Education

This book is written by the  
Department of Education.

This book is about the **National  
Disability Insurance Scheme** and  
your child at school.



The National Disability Insurance  
Scheme is called the NDIS.



The NDIS helps people under 65 with  
a disability get

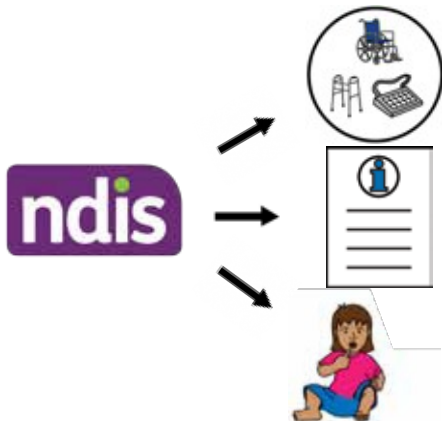
- care
- supports.



## How the NDIS can help you

If you or your child has a disability the NDIS can help you

- get supports
- find information and services
- start **early intervention**.



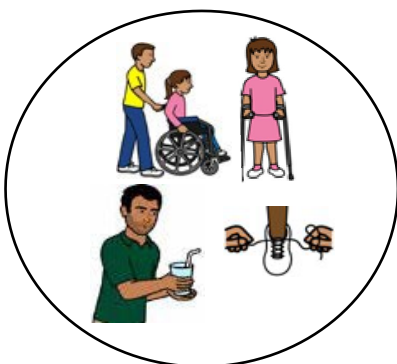
Early intervention means you get support for your child before they turn 9 years old.

## Supports the NDIS pays for

The NDIS manages everyday disability supports to help your child.

For example

- help to move around
- personal care
- help to eat and drink.



## Things the NDIS will not pay for



The NDIS will **not** pay for school supports.

For example, the NDIS will **not** pay for

- school uniforms
- school fees.



The school manages supports to help your child learn at school. For example

- classroom and teacher supports



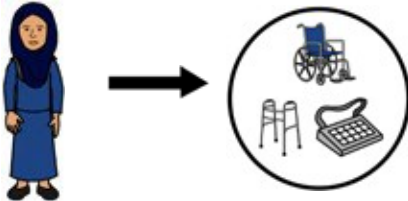
- access to school buildings




- transport for school activities.

School supports will **not** change when your child gets the NDIS.

## When you can apply for the NDIS



Your child can **apply** for the NDIS if they need disability supports.



Apply means you give information to the NDIS to get money for supports.



Everyone will get different NDIS supports. Supports might be based on

- supports your child needs
- supports your child already gets
- the age of your child
- where your child lives.



## How to apply for the NDIS



Call the NDIS or go to a **National Disability Insurance Agency** office nearby.



The National Disability Insurance Agency are also called the NDIA.

The NDIA manage the NDIS.

Contact an **early childhood partner** if your child is under 9 years old.



An early childhood partner helps you use the NDIS if your child is under 9 years old.

Contact a **local area coordinator** if your child is over 9 years old.



A local area coordinator or LAC is someone who can help you use the NDIS if your child is over 9 years old.

We show you where to get help to apply for the NDIS on the last page of this book.

## Information for the NDIS



When you apply for the NDIS you might be asked for information about your child.



You might be asked for information from

- education plans from your child's teacher
- reports from a health expert



- the **Program for Students with Disability** or PSD report



- **Disability Inclusion** profile

PSD and Disability Inclusion is how government schools get money to help some students with disability.

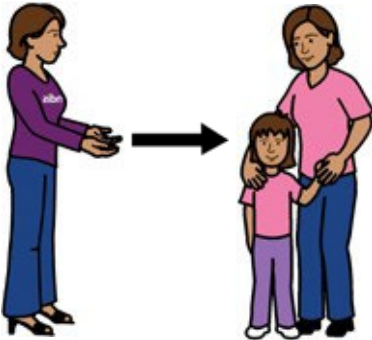


Disability Inclusion is a new way that schools pay for things that help students with a disability.

It started in 2021.

Over 5 years, Disability Inclusion will be used instead of PSD.

The Disability Inclusion profile describes what a student can do and what they need to help them at school.



An early childhood partner will help you give information if your child is under 9 years old.

You do **not** have to tell your school when you get the NDIS if you do **not** want to tell them.

## What supports might change?

There are 4 supports that might change when your child gets the NDIS.



1 Therapy.



2 Personal care.



3 Student with disabilities transport program.



## 4 School leaver employment supports.

### 1. NDIS therapy in schools



You might want an NDIS paid  
**therapist** to help your child at school.

A therapist is a person who can help  
your child learn new things.

The school principal will tell you if an  
NDIS paid therapist can work with your  
child at school.



If you want an NDIS paid therapist to  
work with your child at school you  
must

- ask the principal
- fill out a form
- wait for the principal to decide **yes** or **no**.




If the principal says **yes**

- you must meet with the principal and NDIS paid therapist to make a plan

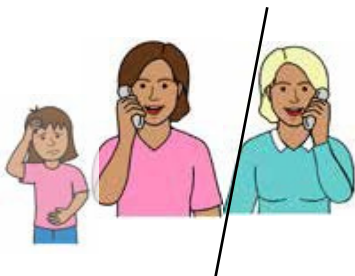


- an NDIS paid therapist must sign a form to work at the school.



If your child gets NDIS paid therapy at school it is your job to

- plan therapy times with the NDIS therapist




- agree to the things that happen in therapy

- tell the NDIS paid therapist if your child is away from school on a therapy day.



You must tell the school

- how therapy is going
- if your child stops therapy.



Your child can still get school therapy services as well as NDIS paid therapy.

## 2 Personal care in schools

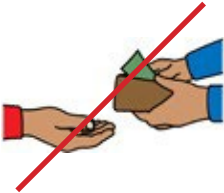


Personal care might mean help for your child to

- eat and drink
- go to the toilet
- dress
- move around
- get medical supports.




School staff manage personal care for your child.



You do **not** need to pay anyone for personal care in school.

The government might change who gives personal care in schools in the future.

### 3 Students with disabilities transport program



The students with disabilities transport program helps students

- get from their home to their school
- get from their school to their home.





Your child can still use the transport program if they get the NDIS.



You can talk to the NDIA about school transport if your child does **not** use the school transport program.

## 4 School leaver employment supports



The NDIS can give **employment supports** to students with disability who leave school.

Employment supports means help to get a job.



## Contact the Department of Education

Website

[www.vic.gov.au/contact-department-education](http://www.vic.gov.au/contact-department-education)

Phone: (03) 9637 2000

Email: [enquiries@education.vic.gov.au](mailto:enquiries@education.vic.gov.au)



## Apply for the NDIS

Website

[www.ndis.gov.au/applying-access-ndis](http://www.ndis.gov.au/applying-access-ndis)

## Find an NDIS office near you

Website

[www.ndis.gov.au/contact/locations](http://www.ndis.gov.au/contact/locations)



## More about NDIS therapy in schools

Website

[www2.education.vic.gov.au/pal/ndis-funded-therapy/policy](http://www2.education.vic.gov.au/pal/ndis-funded-therapy/policy)



© Scope (Aust) Ltd. You may use this document for your own personal, non-commercial purposes only. You must not use the document for any other purpose and must not copy, reproduce, digitise, communicate, adapt or modify the document, or any part of it, (or authorise any other person to do so) without the prior consent of Scope (Aust) Ltd.

Scope's Communication and Inclusion Resource Centre wrote the Easy English in August 2019. [www.scopeaust.org.au](http://www.scopeaust.org.au)

To see the original contact the Department of Education. The Picture Communication Symbols ©1981–2019 by Tobii Dynavox.

All Rights Reserved Worldwide. Used with permission. Boardmaker® is a trademark of Tobii Dynavox.