



Education  
and Training

# Kindergarten Infrastructure and Services Plan

Shire of Mornington Peninsula

# CONTENTS

<b>1. Introduction</b>	<b>3</b>
1.1. Reform context	3
1.2. Purpose of KISPs	3
1.3. How to use the KISP	3
1.4. Structure of the KISP	3
1.5. Disclaimer	4
<b>2. Map of Early Childhood Education services in Shire of Mornington Peninsula</b>	<b>5</b>
<b>3. Local context</b>	<b>8</b>
3.1 Purpose	8
3.2 Key considerations	8
<b>4. Funded kindergarten enrolment estimates between 2021-29 for Shire of Mornington Peninsula</b>	<b>12</b>
4.1 Purpose	12
4.2 Methodology	12
4.3 Summary of current kindergarten provision	13
4.4 Approach to optimising the use of existing services and infrastructure	14
4.5 Agreed estimates of demand for funded kindergarten places that cannot be met through existing services and infrastructure	15
<b>5. Authorisation</b>	<b>19</b>

© State of Victoria (Department of Education and Training) 2020



Attachment 1 – Kindergarten Infrastructure Services Plan is provided under a Creative Commons Attribution 4.0 International licence. You are free to re-use the work under that licence, on the condition that you credit the State of Victoria (Department of Education and Training), indicate if changes were made and comply with the other licence terms, see: [Creative Commons Attribution 4.0 International](https://creativecommons.org/licenses/by/4.0/)

The licence does not apply to:

- any images, photographs, trademarks or branding, including the Victorian Government logo and the DET logo; and
- content supplied by third parties.

Copyright queries may be directed to [copyright@edumail.vic.gov.au](mailto:copyright@edumail.vic.gov.au)

# 1. INTRODUCTION

## 1.1. REFORM CONTEXT

In an Australian first, the Victorian Government has committed to implement Three-Year-Old Kindergarten for all children over a 10-year roll-out with a total investment of almost \$5 billion, including \$1.68 billion to support the infrastructure expansion required for the reform. This reform will add another year of universal funded kindergarten so that, by 2029, all children in Victoria will have access to two years of play-based learning through a funded kindergarten program.

## 1.2. PURPOSE OF KISPS

Three-Year-Old Kindergarten will require a large expansion of kindergarten across the State. The Government has invited all 79 Victorian Local Governments to discuss and agree upon a Kindergarten Infrastructure and Services Plan (KISP) for their Local Government Area (LGA).

Each KISP has been jointly developed with Local Government and published to estimate the growth in demand for kindergarten within the LGA. The KISPs will help all kindergarten providers meet demand and provide a clear picture of infrastructure need across the State.

While a KISP is not a funding document and does not define required infrastructure projects or commit any party to funding specific projects, it is expected that future investment requests through Building Blocks and funding decisions about Local Government and not-for-profit projects would align with the relevant KISP.

## 1.3. HOW TO USE THE KISP

Each KISP contains estimates of future kindergarten supply of, and demand for, Three and Four-Year-Old Kindergarten places against existing enrolment capacity. Not-for-profit and for-profit providers can use these estimates to inform their plans to expand kindergarten programs, establish new services or invest in new or extended facilities.

For example, KISPs provide demand estimates in terms of where, when and how much demand for kindergarten places will grow in an LGA. KISPs also estimate where and how many kindergarten places providers can accommodate in existing facilities before an area needs new infrastructure to meet demand. The estimates can be used to inform decisions about where and when expansions of kindergarten program capacity and the construction of new or extended facilities are needed to meet demand growth.

Where there is an agreed KISP for the LGA, the Local Government and not-for-profit kindergarten providers seeking co-investments through the Building Blocks Capacity Building stream must refer to, and align their proposed project with, the infrastructure need identified in the KISP.

## 1.4. STRUCTURE OF THE KISP

Each KISP consists of the following sections:

- **Section 1:** A short introduction to the Three-Year-Old Kindergarten reform and the KISP.

- **Section 2:** A map of existing and planned Early Childhood Education and Care service locations.
- **Section 3:** Local knowledge and context relevant to the expansion of kindergarten services.
- **Section 4:** Funded kindergarten demand estimates.

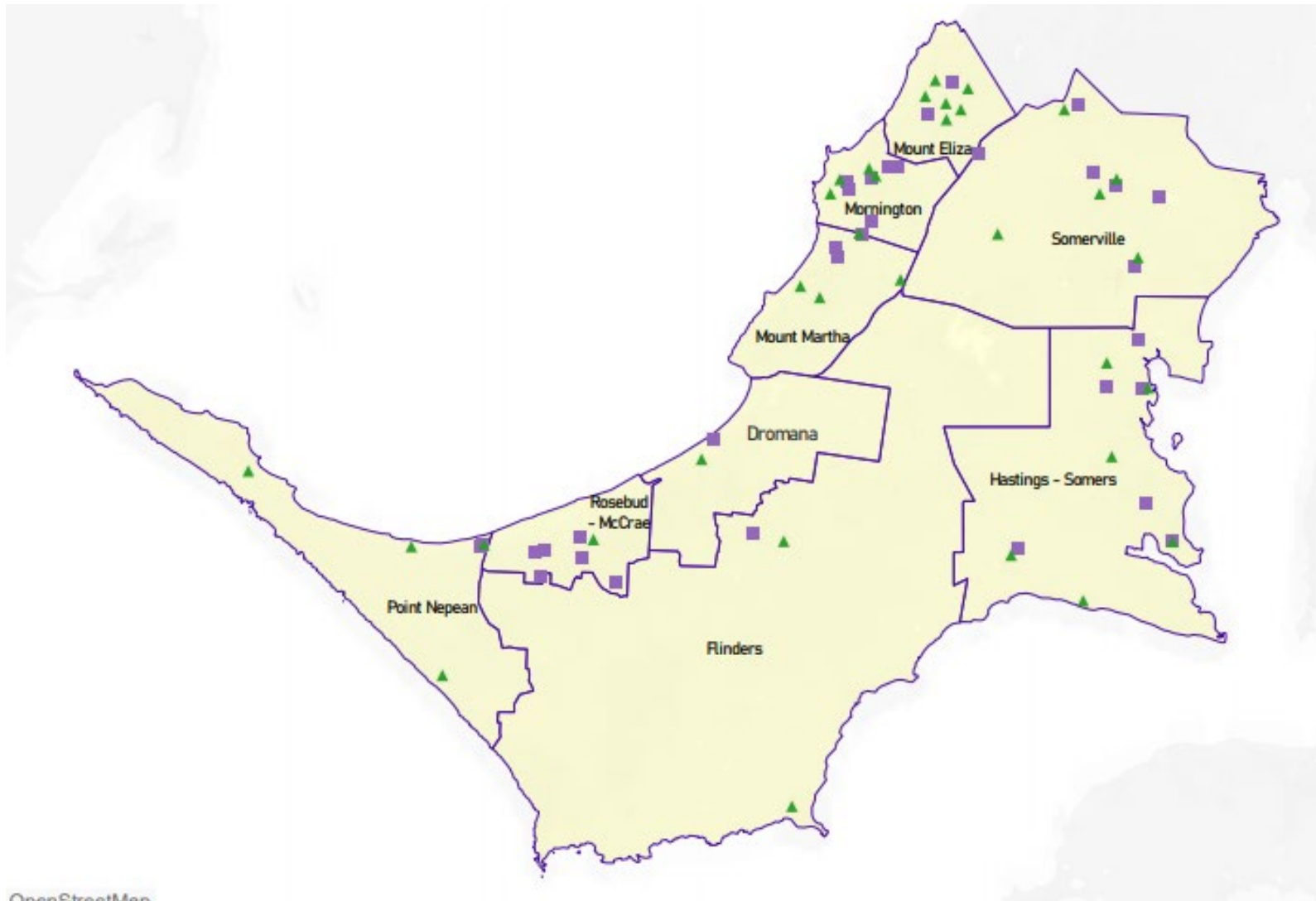
## 1.5. DISCLAIMER

All data presented in this document are estimates only and are based on the best information available to the Department and Local Government at the time. They are published on an as-is basis and are for informational purposes only. They are subject to adjustment in response to market forces and as new data and other relevant information becomes available. The data may under- or over-estimate both total demand in a given location or year and the capacity for new demand to be met by providers. As a result, operational and business decisions should not be made solely based on this document. Any use of this data is solely at the risk of the user. The Department and Local Government accept no responsibility for any loss or damage, either direct or incidental, that may result from the use of the data.

## **2. MAP OF EARLY CHILDHOOD EDUCATION SERVICES IN SHIRE OF MORNINGTON PENINSULA**

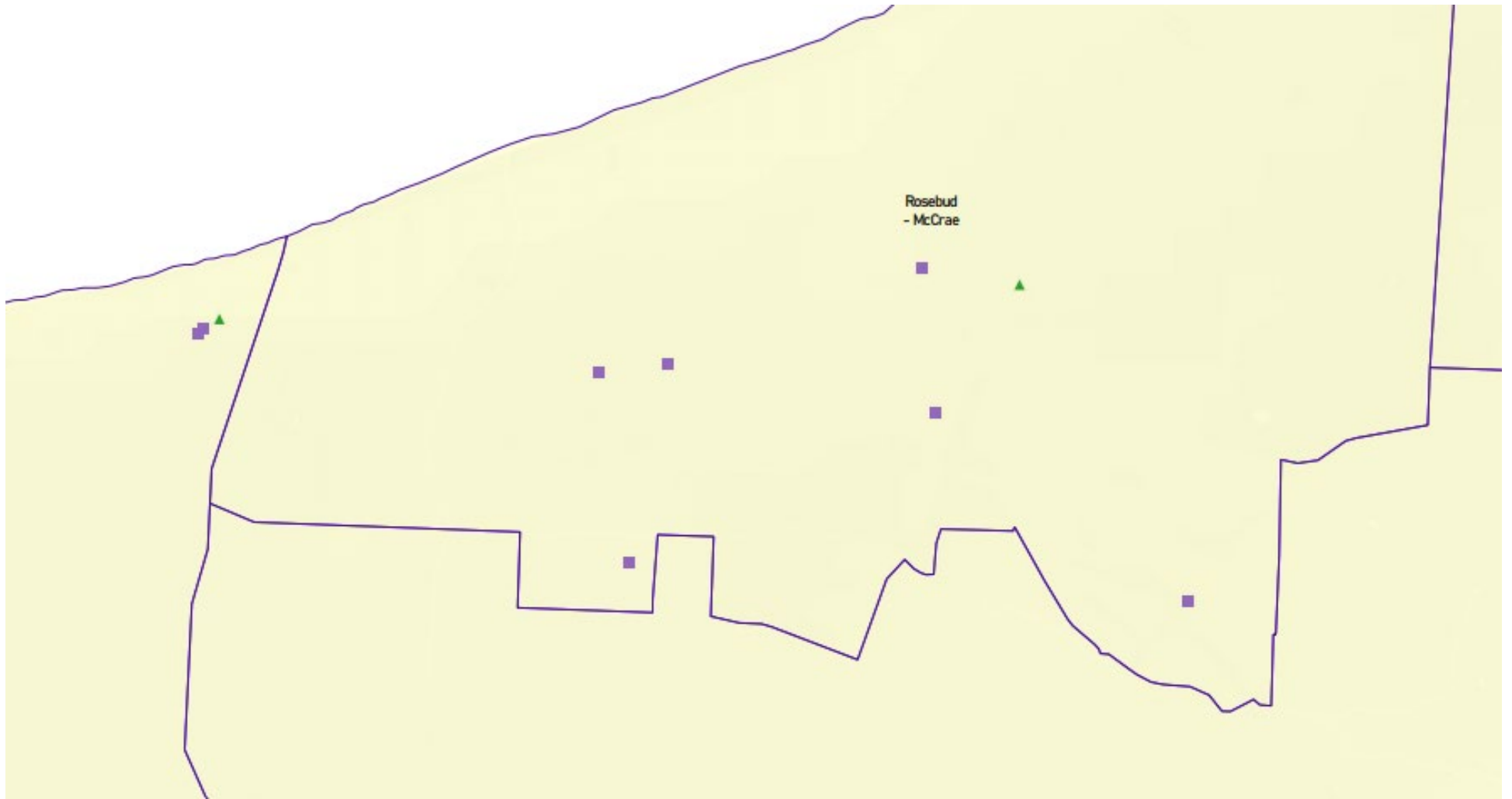
The map below shows the distribution of currently operating and new services that are planned to open in the future in the LGA and across its communities.

This map has been prepared using Departmental data, from both the National Quality Agenda IT System (NQAITs) and the Victorian School Building Authority (VSBA). Where applicable, this map has been refined by the Mornington Peninsula Shire Council and the Department to capture other services that are planned to open in the future.



OpenStreetMap

KGN LDC NEW  
▲ ■ ●



KGN LDC NEW  
▲ ■ ●

## 3. LOCAL CONTEXT

---

### 3.1 PURPOSE

Local, place-based knowledge and context play an important role in supporting the implementation of Three-Year-Old Kindergarten across Victoria. This section of the KISP documents this knowledge and context and has informed the funded kindergarten enrolment estimates in Section 4.

### 3.2 KEY CONSIDERATIONS

#### **Key demographic trends that influence demand for kindergarten**

The Mornington Peninsula Shire (MPS) is at the fringe of Melbourne's outer southern suburbs, between 40 and 80 kilometres south of the Melbourne CBD<sup>i</sup>. The traditional custodians of these lands and waters are the Bunurong/Boon Wurrung people.

There are approximately 7,500 children aged between three to six years living on the Mornington Peninsula. This age group is expected to grow by 2.2% between 2021 to 2029<sup>ii</sup>. Fluctuations in birth rates and families moving in and out of the municipality will affect demand for kindergarten places.

Notifications during February to April 2021 suggest an increase in births of approximately 20% when compared with the year prior. This may impact demand for kindergarten from 2024<sup>iii</sup>. At this point in time, the data indicates that the Maternal and Child Health centres with the greatest increase are Rye, Capel Sound, Crib Point, Wallaroo (Hastings) and Dromana.

It is anticipated that parents and homebuilders will continue to be the largest group followed by retirees and seniors<sup>iv</sup>. With many people choosing to retire to the Mornington Peninsula, we have the highest population of older residents in Greater Melbourne<sup>v</sup>.

In addition, household numbers across the Southern Peninsula are expected to increase significantly as holiday homes are converted to permanent residences, especially along the Port Phillip coast (Dromana, Rosebud and Rye)<sup>vi</sup>. Since COVID 19, more families are opting for sea and tree changes and this could further impact on demand for kindergarten places due to migration across the region.

The long-term impacts of COVID 19 will not be evident for some time and re-modelling may be required to understand the full effect on supply and demand.<sup>vii</sup> Kindergarten Infrastructure and Services Plan (KISP) remodelling is scheduled for 2024.

#### **Projects or trends that may influence supply of early childhood education and care**

##### *Infrastructure and Service Development*

- Tyabb kindergarten re-development
- Mornington Community House
- Mount Martha House
- Potential growth in the private sector
- Existing priority projects based on MPS building condition audits and fit for purpose reports
- Exploring options in line with forecast needs



### *Private Sector Capacity*

The private sector plays an integral role in providing funded kindergarten places across the Mornington Peninsula. It enables different options for families to meet individual childcare needs. As forecast supply and demand becomes more widely understood, it is anticipated that new services may be established by private providers to address priority areas. This could include long day care centres as well as other education and care settings.

### *Offer and Allocation Process*

The Mornington Peninsula Shire provides a kindergarten central registration process for 3-year-old and 4-year-old kindergarten in 29 council owned buildings. To date, a further three services operating from non-council owned premises have elected to be included in this program.

Kindergarten central registration is a streamlined and transparent application and allocation process. It is fair and equitable for all families in supporting their access to funded kindergarten across the Mornington Peninsula Shire.

Each year, a handful of kindergartens are oversubscribed at the closure of on-time registrations for either 3-year-old kindergarten and/or 4-year-old kindergarten. Concurrently, some neighbouring services are well undersubscribed.

Initial offers for oversubscribed kindergartens are made following a ballot process which takes in to account the Priority of Access (determined by DET and expanded upon by MPS). Subsequent offers are then distributed following the acceptance/decline process. Families in wait pools at oversubscribed services often elect to take their second or alternate preferences, resulting in vacancies being filled at initially under subscribed kindergartens.

The vacant positions are often filled by children from surrounding townships. The vacancies at these services are reduced as the process continues and wait pools decline and/or resolve.

### **Key local geographic considerations relevant to Three-Year-Old Kindergarten**

The Mornington Peninsula Shire is a diverse region with a mix of urban and rural areas. About 70% is rural land, with 42 townships spread across the municipality and most people living near the coast<sup>viii</sup>. Access to regular, affordable, and safe transport is one of the most significant challenges that residents face on the Mornington Peninsula. The Shire has the second lowest provision of public transport per person in metropolitan Melbourne and 82% of the Mornington Peninsula is not serviced by public transport. Two out of three of the Peninsula's major activity centres are not serviced by train and rely on bus services – the only metropolitan municipality in the state with this situation<sup>ix</sup>.

## Mornington Peninsula Shire Modelling

During preparation of the KISP, Council worked with a specialist consultant to conduct its own modelling of kindergarten needs. The results of Council's modelling broadly concur with the results of the KISP however, as Council used a different set of smaller geographies<sup>x</sup>, its modelling was able to provide local-level insights that the KISP is unable to. Key insights were:

Area	Key findings
Dromana Safety Beach	The Dromana, Safety Beach area is forecast to have the largest shortfall for the Shire, commencing in 2022. Families are known to travel between Dromana and neighbouring Mount Martha and Red Hill. As such, the modelled shortfall for Dromana from 2022 onwards is, in part, balanced by surpluses in Mount Martha and Red Hill. This means that, in the short term, spare capacity in Mount Martha and Red Hill may be sufficient to accommodate 'overflow' demand from the Dromana, Safety Beach area. However, more capacity will be required in Dromana in the medium (5 years) to long term (10 years). Also, if families in Dromana struggle to access services in other areas, then that will reinforce the need for additional capacity in Dromana itself.
Rosebud McCrae	The Rosebud, McCrae area is forecast to have a small shortfall from 2029 onwards. The neighbouring Flinders area is forecast to have a larger shortfall from 2022. Council's local level modelling shows that the shortfall in the Flinders area is in fact concentrated in the northern part, in the rural areas abutting Rosebud (and Dromana). As such, the modelled shortfall for the Flinders area should in fact be treated as a shortfall affecting Rosebud and Capel Sound and, to a lesser degree, Dromana and Safety Beach.
Flinders	The Flinders area is the largest in the Mornington Peninsula Shire, extending from immediately east of Mount Martha all the way to the south edge of Balnarring and further south to include Flinders, Somers, Shoreham, Point Leo and Cape Schanck. As such, is too large to reliably model kindergarten supply and demand. Council's analysis shows that the shortfall identified for the Flinders area is in fact a shortfall affecting Rosebud and Dromana.
Hastings Somers	Hastings, Somers is a large area that covers the separate townships of Hastings, Bittern, Crib Point, HMAS Cerberus, Balnarring and Somers. Council's modelling agrees with the KISP that the Hastings, Somers area as a whole has sufficient supply up to 2029. However, within this area, the townships of Bittern, Crib Point and Balnarring, Somers will experience shortfalls after 2023/24. While these shortfalls are balanced by surpluses in Hastings and HMAS Cerberus, if families choose not to travel to access kindergarten in these areas, then additional capacity will be required in Bittern, Crib Point and Balnarring, Somers.
Somerville	The Somerville area covers the townships of Somerville, Tyabb, Baxter and parts of Moorooduc and Tuerong. The KISP modelling results show unmet demand in Somerville from 2026 onwards, reaching a shortfall of minus 72 places by 2029. The new 33 place room at the Tyabb Kindergarten (operational from 2022) will provide up to an additional 66 enrolment places to accommodate most of the

Area	Key findings
	modelled shortfall. The review of the KISP in 2024 will include the new room in the re-modelling of supply for Somerville to determine any shortfalls that remain.

## Other information about the expansion of early childhood services

### *Family Preferences*

Kindergarten preferences indicated by families with their registration are typically driven by many factors. Families will often choose a service because of location but may also consider a service in a neighbouring township or LGA because of reputation, session duration and/or timetabling and its convenience to employment. Other factors impacting preferences may include older siblings having attended the service, relationships with staff, aligned values and beliefs, prior experiences, and proximity to schools.

In 2019, the majority of kindergarten enrolments across the Mornington Peninsula Shire were in sessional stand-alone kindergartens<sup>xi</sup>. With introduction of the 3-year-old kindergarten reform it is anticipated that long day care and other private sector services will assist in absorbing increased demand. Building education and awareness about the different options and the benefits of two years of funded kindergarten<sup>xii</sup> will be imperative.

### *Service Strategies and Support*

Different strategies to address the increased demand for kindergarten places may include upskilling the workforce, change management, infrastructure solutions and building education and awareness about the different options available for families to access funded kindergarten.

The Department of Education and Training (DET) provides the funding and license agreements for funded kindergarten services. All operational, programming, service delivery and regulatory requirements are the responsibility of the service management. With the establishment of the DET Bayside Peninsula Early Childhood Improvement Branch, services will be supported with operational and change management strategies. The Mornington Peninsula Shire will continue to administer Kindergarten Central Registration and play an integral role with infrastructure planning and solutions to support the initiative.

### *Data Review*

It is critical to recognise that the findings set out in this report are a direct result of the data, assumptions and modelling methodology used. The modelling is therefore a 'snapshot in time' that will need to be updated as data changes, such as when new early years facilities open or when there are updates to population forecasts. The findings will also be affected by any change to the modelling assumptions, such as the predicted participation by three-year-old children in funded kindergarten, or average hours per week that children attend long day care<sup>xiii</sup>.

The modelling has been conducted at a time of significant change. Funding for three-year-old kindergarten is new, therefore modelling demand for funded three-year-old kindergarten is also new and is not informed by substantial historical data.<sup>xiv</sup>

# 4. FUNDED KINDERGARTEN ENROLMENT ESTIMATES BETWEEN 2021-29 FOR SHIRE OF MORNINGTON PENINSULA

---

## 4.1 PURPOSE

As Three-Year-Old Kindergarten is rolled-out and Victoria's population grows, demand for both Three and Four-Year-Old Kindergarten places will increase significantly. While additional capacity will be needed to meet this demand, this will vary across the State and over time, due to differences in the capacity of existing services, growth trends and sector composition.

To identify where, when and how many additional kindergarten places are expected over the roll-out in Shire of Mornington Peninsula, the Department in conjunction with Mornington Peninsula Shire Council and has developed:

1. A summary of the current provision of kindergarten within the LGA (**Section 4.3**).
2. An approach to optimising the utilisation of existing services and infrastructure through 'change management' strategies that Mornington Peninsula Shire Council and the Department will support to help meet additional demand in the LGA (**Section 4.4**).
3. An estimate of the Three and Four-Year-Old kindergarten places that cannot be met through existing services for the 2021-29 period, taking into account the additional demand that can be accommodated by optimising utilisation of existing services and infrastructure through point 2, above (**Section 4.5**).

Local Government and providers can use these published estimates to inform reform implementation activities such as service planning, kindergarten program expansion, infrastructure investments and Building Blocks funding applications in alignment with future demand over the 10-year roll-out.

## 4.2 METHODOLOGY

The estimated Three and Four-Year-Old Kindergarten places used in the following sections have been agreed between Mornington Peninsula Shire Council and the Department, and were informed by:

- Estimates developed by the Department which draw on a range of inputs, including population forecasts, current enrolments and results from the Kindergarten Capacity Assessment Program (KCAP), conducted in 2019.
- The estimated capacity of new services that are planned to open in the LGA (Section 2)
- Local knowledge and context provided by the Local Government (Section 3) that explains particular issues and trends in their area.
- The approach to optimising utilisation of existing services in the LGA (Section 4.4), and
- Other sources, such as modelling undertaken by Local Governments and local data.

The KISP measures a service’s capacity to deliver funded kindergarten in terms of the number of children it could enrol in Three and Four-Year-Old Kindergarten. The number of funded kindergarten places is different from a service’s licensed or approved places, which count the number of children permitted to attend the service at any one time under the license. Many services can enrol more children in their funded kindergarten program(s) than they have licensed places for because they can run more than one kindergarten program per week. Kindergarten places are therefore a more accurate measure of service kindergarten capacity than licensed places.

Three-Year-Old Kindergarten places have been presented as 15-hour places so they can be easily compared to Four-Year-Old Kindergarten places. Moreover, when Three-Year-Old Kindergarten is fully rolled-out in 2029, every three-year-old child will have access to 15-hours of kindergarten.

From 2023, all providers will have flexibility to determine how many hours of funded Three-Year-Old Kindergarten they deliver per week, from the minimum of 5 hpw to a maximum of 15 hpw (funded on a pro-rata basis). During this transition time, it should be noted that the number of 15 hpw places presented in this report may represent multiple children each receiving less than the maximum (e.g. three children each receiving 5 hpw or 2 children receiving 7.5 hpw).

These estimates have been developed at an LGA and community level to show the overall forecast and variation within an area. The KISP defines community at the Statistical Area Level 2, which is medium-sized areas which represent a community that interacts socially and economically, with a population range of 3,000 to 25,000 people, and an average population of about 10,000 people.

### 4.3 SUMMARY OF CURRENT KINDERGARTEN PROVISION

The figures below provide a summary of current kindergarten provision within the LGA and provide relevant context for the estimates of demand for funded kindergarten places included in Section 4.5. The data included in this section are largely drawn from:

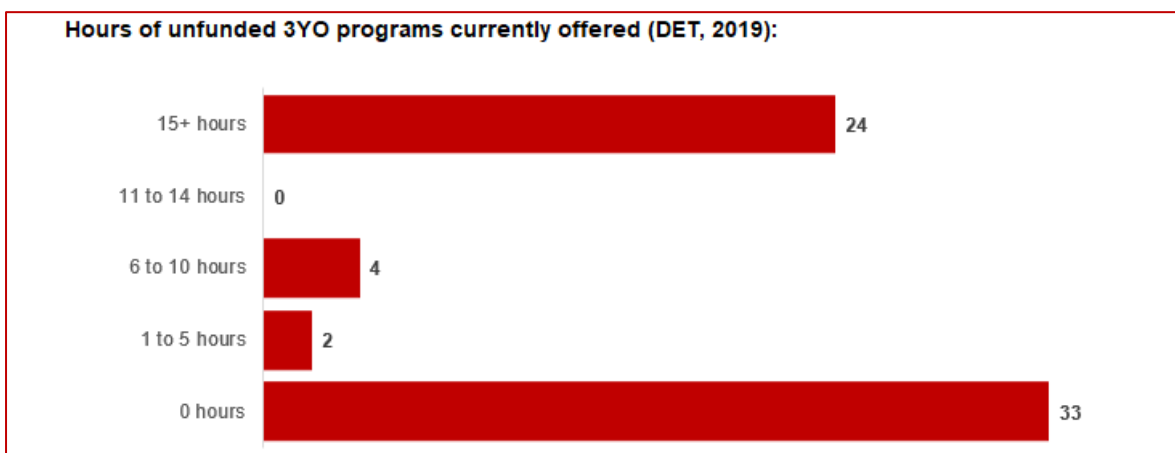
- The Kindergarten Capacity Assessment Program (KCAP), collected between June and October 2019.
- The Department’s Kindergarten Information Management System (KIMS), as at 2019.
- The Department’s Quality and Regulatory Division (QARD) monitoring data, as at 2019.
- The National Quality Agenda IT System (NQAITS), as at March 2021.
- The Victorian Child and Adolescent Monitoring System (VCAMS), as at 2018.

Please note that, because these sources were collected at different points, this may result in slightly different totals appearing in the below data.

Number of services by service type (NQAITS, 2021)	
Stand-alone kindergartens	33
Long day care centres	35

Percentage of services by management type, LGA level (NQAITs, 2021)	
Type	Percentage
Local Government	0%
Private not for profit	51%
Private for profit	43%
Other	6%

Current kindergarten offering	
Four-Year-Old Kindergarten participation rate (VCAMS, 2018):	97%
Number of services that offer a funded kindergarten program (DET, 2019):	63
Number of services that offer an unfunded Three-Year-Old Kindergarten program (DET, 2019):	30



## 4.4 APPROACH TO OPTIMISING THE USE OF EXISTING SERVICES AND INFRASTRUCTURE

### Change management strategies to optimise existing services and infrastructure

Children can often be accommodated through existing spare places and by services ‘unlocking’ unused capacity. As the experience of providers in the 2020 Three-Year-Old Kindergarten roll-out LGAs shows, while the optimisation of existing services can be challenging, it is highly time- and cost-effective compared to building new capacity through infrastructure projects. It also helps target infrastructure investment to the places that need it most and avoids over-supplying the local market.

The Department of Education, in conjunction with the Mornington Peninsula Shire, will encourage and support providers and services in the LGA to maximise their kindergarten places through the following change management activities and practices:

- Running additional programs.
- Using different timetables, including running 7.5-hour days.

- Changing the delivery model, such as introducing rotational models or mixed-age groups.
- Having degree-qualified kindergarten teachers leading integrated kindergarten programs in long day care settings.

Mornington Peninsula Shire Council and the Department have estimated how many Three and Four-Year-Old Kindergarten places can be accommodated through existing services in the LGA (**Table 1**). Both parties are committed to helping providers and services offer these kindergarten places before progressing to funded infrastructure solutions to meet demand. This commitment is reflected in the LGA and community level estimates below (**Table 2** onwards), which assume that demand will be met first through existing services and second through additional infrastructure. Note that in some cases the number of kindergarten places that can be offered through existing services may exceed demand for kindergarten places.

**Table 1: Total estimated funded kindergarten places that can be offered by optimising existing services and infrastructure across the LGA, between 2021-29 (presented in 15-hour equivalent places)**

	2021	2022	2023	2024	2025	2026	2027	2028	2029
Estimated existing supply of kindergarten places*	3,640	3,640	3,640	3,640	3,640	3,640	3,640	3,640	3,640

\*This may be higher than current three and four-year-old enrolments as it includes any spare places that are currently available or could be generated by making some minor adjustments to programming approaches.

## 4.5 AGREED ESTIMATES OF DEMAND FOR FUNDED KINDERGARTEN PLACES THAT CANNOT BE MET THROUGH EXISTING SERVICES AND INFRASTRUCTURE

The below estimates (**Table 2** onwards) have been developed by Mornington Peninsula Shire Council and the Department to illustrate the estimated:

1. Total number of Three and Four-Year-Old Kindergarten places expected over the roll-out period.
2. Three and Four-Year-Old Kindergarten places that cannot be accommodated by optimising existing services and infrastructure over the roll-out period.

These estimates have been developed to reflect that the increase in demand for Three-Year-Old Kindergarten places will be gradual.

In estimating how many Three and Four-Year-Old Kindergarten places cannot be accommodated by existing services and infrastructure, Mornington Peninsula Shire Council and the Department have taken into account any new places that will be made available through planned expansions of existing services or new services, into estimates of existing supply, where this information is available. This may include Local Government owned services being developed and planned Kindergartens on School Sites.

These estimates do not, however, estimate how and when the broader sector will expand to meet the additional demand for kindergarten places that are estimated over the roll-out period.

Infrastructure needs in the LGA and its local communities is indicated by the bottom rows of the tables in this section (**Table 2** onwards): 'Total kindergarten places that cannot be accommodated by existing services'. For example, if the number of kindergarten places for the LGA or a community is above zero in this row, it means that the area is estimated to need additional infrastructure (noting that further optimisation which avoids the need for additional infrastructure may be possible). Any type of provider – Local Government, not-for-profit or for-profit – can build this additional infrastructure. If this row shows all zeros, it means that there is no estimated need for additional infrastructure in the area.

Local Government and not-for-profit kindergarten providers must refer to the estimates in this section when applying through the Building Blocks Capacity Building Grants stream for Government funding. Under this stream, projects must be in a community where there is infrastructure need as shown in the community's table of estimated demand for kindergarten places (i.e. there are numbers in the bottom row above zero). Projects in LGAs or communities where demand can be met through existing services (i.e. the bottom row shows all zeros) are not eligible for funding under this stream.

### LGA estimates

**Table 2: Total estimated three and four-year-old kindergarten places between 2021-29 (presented in 15-hour equivalent places)**

<b>LGA level estimates</b>	<b>2021</b>	<b>2022</b>	<b>2023</b>	<b>2024</b>	<b>2025</b>	<b>2026</b>	<b>2027</b>	<b>2028</b>	<b>2029</b>
Total estimated demand for kindergarten places (three and four-year-old children)	1,927	2,424	2,662	2,881	3,067	3,369	3,563	3,760	4,008
Total kindergarten places that cannot be accommodated by existing services	0	9	22	33	42	74	168	348	474

### Community estimates

**Table 3-11: Total estimated three and four-year-old kindergarten places between 2021-29 (presented in 15-hour equivalent places)**

<b>Dromana estimates</b>	<b>2021</b>	<b>2022</b>	<b>2023</b>	<b>2024</b>	<b>2025</b>	<b>2026</b>	<b>2027</b>	<b>2028</b>	<b>2029</b>
Total estimated demand for kindergarten places (three and four-year-old children)	80	111	120	127	134	144	169	209	227
Total kindergarten places that cannot be accommodated by existing services	0	6	15	23	29	39	64	105	123



<b>Flinders estimates</b>	<b>2021</b>	<b>2022</b>	<b>2023</b>	<b>2024</b>	<b>2025</b>	<b>2026</b>	<b>2027</b>	<b>2028</b>	<b>2029</b>
Total estimated demand for kindergarten places (three and four-year-old children)	91	102	107	110	112	116	118	145	152
Total kindergarten places that cannot be accommodated by existing services	0	3	7	10	13	17	19	46	53

<b>Hastings - Somers estimates</b>	<b>2021</b>	<b>2022</b>	<b>2023</b>	<b>2024</b>	<b>2025</b>	<b>2026</b>	<b>2027</b>	<b>2028</b>	<b>2029</b>
Total estimated demand for kindergarten places (three and four-year-old children)	258	338	374	409	439	497	521	528	562
Total kindergarten places that cannot be accommodated by existing services	0	0	0	0	0	0	0	0	0

<b>Mornington estimates</b>	<b>2021</b>	<b>2022</b>	<b>2023</b>	<b>2024</b>	<b>2025</b>	<b>2026</b>	<b>2027</b>	<b>2028</b>	<b>2029</b>
Total estimated demand for kindergarten places (three and four-year-old children)	265	338	372	402	427	434	472	529	568
Total kindergarten places that cannot be accommodated by existing services	0	0	0	0	0	0	38	95	134

<b>Mount Eliza estimates</b>	<b>2021</b>	<b>2022</b>	<b>2023</b>	<b>2024</b>	<b>2025</b>	<b>2026</b>	<b>2027</b>	<b>2028</b>	<b>2029</b>
Total estimated demand for kindergarten places (three and four-year-old children)	292	356	392	424	454	510	536	542	578
Total kindergarten places that cannot be accommodated by existing services	0	0	0	0	0	0	0	0	0

<b>Mount Martha estimates</b>	<b>2021</b>	<b>2022</b>	<b>2023</b>	<b>2024</b>	<b>2025</b>	<b>2026</b>	<b>2027</b>	<b>2028</b>	<b>2029</b>
Total estimated demand for kindergarten places (three and four-year-old children)	185	250	283	316	346	413	447	437	474
Total kindergarten places that cannot be accommodated by existing services	0	0	0	0	0	0	0	0	0

<b>Point Nepean estimates</b>	<b>2021</b>	<b>2022</b>	<b>2023</b>	<b>2024</b>	<b>2025</b>	<b>2026</b>	<b>2027</b>	<b>2028</b>	<b>2029</b>
Total estimated demand for kindergarten places (three and four-year-old children)	191	236	257	276	285	295	303	344	364
Total kindergarten places that cannot be accommodated by existing services	0	0	0	0	0	9	18	59	78

<b>Rosebud - McCrae estimates</b>	<b>2021</b>	<b>2022</b>	<b>2023</b>	<b>2024</b>	<b>2025</b>	<b>2026</b>	<b>2027</b>	<b>2028</b>	<b>2029</b>
Total estimated demand for kindergarten places (three and four-year-old children)	200	259	287	314	337	379	398	411	439
Total kindergarten places that cannot be accommodated by existing services	0	0	0	0	0	0	0	0	14

<b>Somerville estimates</b>	<b>2021</b>	<b>2022</b>	<b>2023</b>	<b>2024</b>	<b>2025</b>	<b>2026</b>	<b>2027</b>	<b>2028</b>	<b>2029</b>
Total estimated demand for kindergarten places (three and four-year-old children)	364	433	470	503	532	580	600	614	643
Total kindergarten places that cannot be accommodated by existing services	0	0	0	0	0	9	29	43	72

## 5. AUTHORISATION

The Area Executive Director (Bayside/Peninsula) of the Department of Education and Training and the Chief Executive of Mornington Peninsula Shire Council endorse this Kindergarten Services and Infrastructure Plan (KISP) for Shire of Mornington Peninsula by signing on ..... / ..... / .....

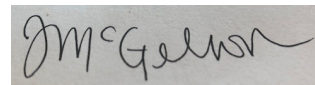
This KISP is not intended to create legal relations or constitute a legally binding contractual agreement between the parties. The parties may review this KISP in 2024 to publish a new version that will replace the previous version.

An out-of-cycle review may be triggered if both parties agree that there has been a change in relevant data, information or the local early childhood sector that significantly affects the reliability of a KISP's estimates for planning purposes.

### Signed for and on behalf and with the authority of Mornington Peninsula Shire Council



.....  
Signature



.....  
Witness Signature

Name: John Baker


Title: Chief Executive Officer

Address: Private Bag 1000, Rosebud, Victoria 3939

### Signed by Area Executive Director (Bayside/Peninsula), Department of Education and Training



.....  
Signature



.....  
Witness Signature

Name: Simon Hamilton

Title: Area Executive Director (Bayside/Peninsula)

Address: PO Box 381, Moe, Victoria 3825

- 
- i I.d Community Population Forecasts  
Available from: [Home | Mornington Peninsula Shire | Population forecast \(id.com.au\)](#)
  - ii I.d Community Population Forecasts  
Available from: [Home | Mornington Peninsula Shire | Population forecast \(id.com.au\)](#)
  - iii Mornington Peninsula Shire Family and Child Health, 2021
  - iv I.d Community Demographic resources  
Available from: <https://profile.id.com.au/mornington-peninsula>
  - v Mornington Peninsula Shire Positive Ageing Strategy 2020 – 2025, August 2020  
Available from: [Positive Ageing - Mornington Peninsula Shire \(mornpen.vic.gov.au\)](#)
  - vi I.d Community Demographic resources  
Available from: <https://profile.id.com.au/mornington-peninsula>
  - vii Kindergarten and Long Day Care Demand Forecast, Sociologic 2021
  - viii I.d Community demographic resources  
Available from: <https://profile.id.com.au/mornington-peninsula>
  - ix Mornington Peninsula Shire Positive Ageing Strategy 2020 – 2025, August 2020  
Available from: [Positive Ageing - Mornington Peninsula Shire \(mornpen.vic.gov.au\)](#)
  - x I.d Community demographic resources <https://profile.id.com.au/mornington-peninsula>
  - xi Department of Education, 2020
  - xii Fox, S and Geddes, M. (2016). *Preschool - Two Years are Better Than One: Developing a Preschool Program for Australian 3 Year Olds – Evidence, Policy and Implementation*, Mitchell Institute Policy Paper No. 03/2016. Mitchell Institute, Melbourne. Available from: [www.mitchellinstitute.org.au](http://www.mitchellinstitute.org.au)
  - xiii Mornington Peninsula Shire Kindergarten and Long Day Care Demand Forecast, Sociologic 2021
  - xiv Mornington Peninsula Shire Kindergarten and Long Day Care Demand Forecast, Sociologic 2021