



Education
and Training

Kindergarten Infrastructure and Services Plan

City of Hume

CONTENTS

1.	Introduction	3
1.1.	Reform context	3
1.2.	Purpose of KISPs	3
1.3.	How to use the KISP	3
1.4.	Structure of the KISP	3
1.5.	Disclaimer	4
2.	Map of Early Childhood Education services in City of Hume	5
3.	Local context	7
3.1	Purpose	7
3.2	Key considerations	7
4.	Funded kindergarten enrolment estimates between 2021-29 for City of Hume	17
4.1	Purpose	17
4.2	Methodology	17
4.3	Summary of current kindergarten provision	18
4.4	Approach to optimising the use of existing services and infrastructure	19
4.5	Agreed estimates of demand for funded kindergarten places that cannot be met through existing services and infrastructure	20
5.	Authorisation	26



- any images, photographs, trademarks or branding, including the Victorian Government logo and the DET logo; and
- content supplied by third parties.



1. INTRODUCTION

1.1. REFORM CONTEXT

In an Australian first, the Victorian Government has committed to implement Three-Year-Old Kindergarten for all children over a 10-year roll-out with a total investment of almost \$5 billion, including \$1.68 billion to support the infrastructure expansion required for the reform. This reform will add another year of universal funded kindergarten so that, by 2029, all children in Victoria will have access to two years of play-based learning through a funded kindergarten program.

1.2. PURPOSE OF KISPS

Three-Year-Old Kindergarten will require a large expansion of kindergarten across the State. The Government has invited all 79 Victorian Local Governments to discuss and agree upon a Kindergarten Infrastructure and Services Plan (KISP) for their Local Government Area (LGA).

Each KISP has been jointly developed with Local Government and published to estimate the growth in demand for kindergarten within the LGA. The KISPs will help all kindergarten providers meet demand and provide a clear picture of infrastructure need across the State.

While a KISP is not a funding document and does not define required infrastructure projects or commit any party to funding specific projects, it is expected that future investment requests through Building Blocks and funding decisions about Local Government and not-for-profit projects would align with the relevant KISP.

1.3. HOW TO USE THE KISP

Each KISP contains estimates of future kindergarten supply of, and demand for, Three and Four-Year-Old Kindergarten places against existing enrolment capacity. Not-for-profit and for-profit providers can use these estimates to inform their plans to expand kindergarten programs, establish new services or invest in new or extended facilities.

For example, KISPs provide demand estimates in terms of where, when and how much demand for kindergarten places will grow in an LGA. KISPs also estimate where and how many kindergarten places providers can accommodate in existing facilities before an area needs new infrastructure to meet demand. The estimates can be used to inform decisions about where and when expansions of kindergarten program capacity and the construction of new or extended facilities are needed to meet demand growth.

Where there is an agreed KISP for the LGA, the Local Government and not-for-profit kindergarten providers seeking co-investments through the Building Blocks Capacity Building stream must refer to, and align their proposed project with, the infrastructure need identified in the KISP.

1.4. STRUCTURE OF THE KISP

Each KISP consists of the following sections:

- **Section 1:** A short introduction to the Three-Year-Old Kindergarten reform and the KISP.

- **Section 2:** A map of existing and planned Early Childhood Education and Care service locations.
- **Section 3:** Local knowledge and context relevant to the expansion of kindergarten services.
- **Section 4:** Funded kindergarten demand estimates.

1.5. DISCLAIMER

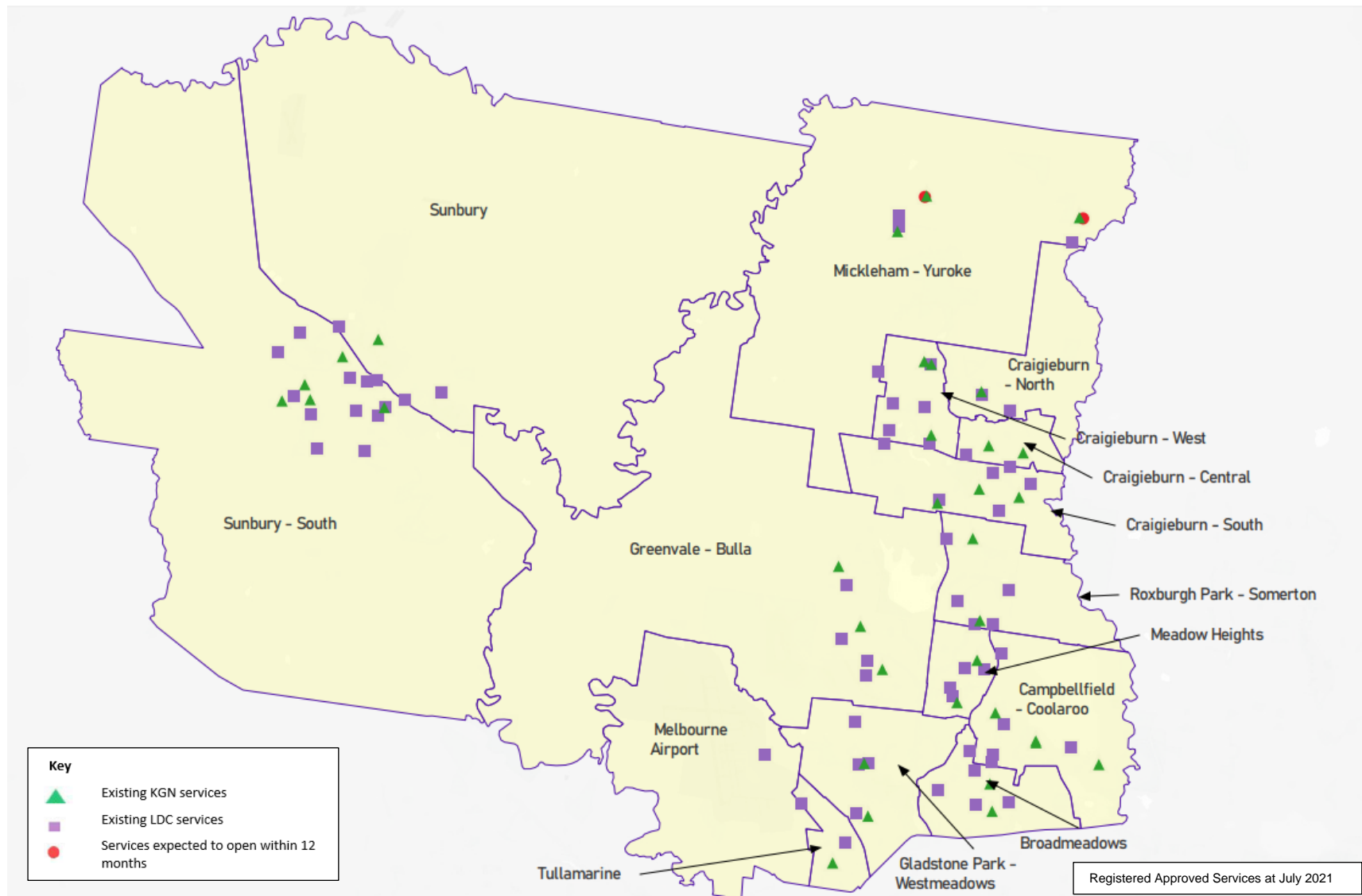
All data presented in this document are estimates only and are based on the best information available to the Department and Local Government at the time. They are published on an as-is basis and are for informational purposes only. They are subject to adjustment in response to market forces and as new data and other relevant information becomes available. The data may under- or over-estimate both total demand in a given location or year and the capacity for new demand to be met by providers. As a result, operational and business decisions should not be made solely based on this document. Any use of this data is solely at the risk of the user. The Department and Local Government accept no responsibility for any loss or damage, either direct or incidental, that may result from the use of the data.

2. MAP OF EARLY CHILDHOOD EDUCATION SERVICES IN CITY OF HUME

The map below shows the distribution of currently operating and new services that are planned to open in the future in the LGA and across its communities.

This map has been prepared using Departmental data, from both the National Quality Agenda IT System (NQAITS) and the Victorian School Building Authority (VSBA). Where applicable, this map has been refined by Hume City Council and the Department to capture other services that are planned to open in the future.

Service Name	Project type	Suburb	Total licensed capacity
Merrifield West - Northern Community Hub	New Project	Mickleham	99
Kalkallo Community Centre	New Project	Kalkallo	66



Note: In some instances, SA2s overlap multiple LGAs. Where this occurs, the SA2 and any services within it, are allocated to the LGA that it has the greater land area in. As a result, services that sit within these SA2s have been excluded from the above diagram as they are represented on the neighbouring LGA's map.

3. LOCAL CONTEXT

3.1 PURPOSE

Local, place-based knowledge and context play an important role in supporting the implementation of Three-Year-Old Kindergarten across Victoria. This section of the KISP documents this knowledge and context and has informed the funded kindergarten enrolment estimates in Section 4.

3.2 KEY CONSIDERATIONS

Key demographic trends that influence demand for kindergarten

Hume Profile

Hume City Council is a significant provider of early years services within the municipality, facilitating the delivery of Community Hubs, supported playgroups; delivering programs to build strong and confident parents, operating 20 three year old Activity Groups and operating 26 kindergarten centres with 2242 kindergarten places. Hume currently have 60% market share of funded kindergarten places across the municipality.

Council undertakes substantial investments in building and maintaining both hard and soft kindergarten infrastructure, which is growing in its delivery due to new services opening in its growth areas. New services are opening in Merrifield and Kalkallo late 2021, additional services are on the horizon in 2023 and beyond as new Precinct Structure Plans (PSP) are developed and finalised.

Hume City consists of established neighbourhoods, such as the greater Broadmeadows area, Meadow Heights, Gladstone Park and Campbellfield and new rapidly growing residential areas across the northern corridor, Craigieburn, Mickleham, Kalkallo, and parts of Greenvale. Sunbury is separated from the rest of the municipality by rural land and the Melbourne Airport flight path. Sunbury has a mix of existing residential, newly developed residential and rural lands.

Hume City experiences a higher proportion of stressors on families in comparison to averages across metropolitan Melbourne and Victoria, placing pressures on early learning outcomes for kindergarten children and therefore an increased level of need to provide strong and productive kindergarten settings. These stressors need to be taken into consideration and that kindergarten investment is not only driven by bricks-and-mortar but also in quality of service provision and the take-up and support by families.

Council pursues its vision to be a leader in achieving social and environmental outcomes with a common goal of connecting our proud community and celebrating diversity. The Social Justice Charter, incorporating the Citizens' Bill of Rights, realises this vision. A city in which its citizens, together with those who work within and visit Hume, experience the highest quality of life, a commitment to enhancing the social, economic, and environmental prosperity of our community through vision, leadership, excellence, and inclusion.

The Hume 0-24 Framework is our community's vision for the future of children and young people in Hume City. The Framework's five key themes of feeling secure, cared for and safe, access to life's necessities, health and wellbeing, learning from birth to adulthood, and being involved, connected and valued provide a strong foundation for a good life in Hume City.

Newly arrived and refugee communities

Hume City's predicted population growth will be affected in both short and long term due to COVID-19. Residents of Hume born overseas sits at 35.7% and overseas migration accounts for 75.2% of total net migration in Hume.

Hume City's population growth has slowed down from 2018/19 to 2019/20 (from 4.1% to 3.3%) and this slowdown in growth was related to reduced numbers of people moving to Hume both from within Australian (down around 7%) and also from overseas (down around 9%).

Predictions for the wider north-west metropolitan SA4 region indicate that in the first three years to 2023 this region will see around 21,500 fewer people than expected and by 2041 there will be around 50,000 less people than expected.

Aboriginal and Torres Strait Islander

Hume City's Aboriginal and Torres Strait Islander proportion of 0-4-year old's is significantly higher (11.5%) in comparison to the total population (7.9%).

Sunbury South has the largest proportion of Aboriginal and Torres Strait Islander people (20.5%), followed by Broadmeadows (10.5%), and Craigieburn South (9.6%).

Culturally and linguistically diverse communities

Hume City is characterised by being home to young families, with 57% of households being couples with children, of which 26% having children under the age of 15 years. Approximately 36% of residents born overseas and with 45% speaking another language other than English at home.

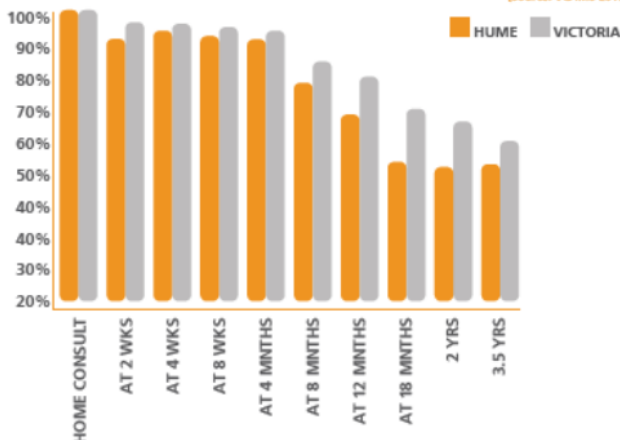
SEIFA data and vulnerable families:

Hume City has a **SEIFA Index1 of 947**, placing it as the 12th most disadvantaged municipality in Victoria (.id consulting 2018). At a suburb level, Hume City has three suburbs which rank 5th, 6th, and 7th most disadvantaged in Victoria: Broadmeadows (score of 770), Dallas (score of 776) and Coolaroo (score of 787) (ABS 2016). Disadvantage impacts social, financial, and personal resilience and the ability to recover from a critical life event such as loss of employment, illness (physical and mental), disability and family breakdown (AIHW 2018). When a person experiences a critical life event and there are insufficient household resources, this can impact their ability to maintain a stable home environment that promoted early learning.

Hume **families disengage from services** at a higher level than the Victorian average. VCAMS data shows that the participation rate at key-age-and-stages begins to noticeably drop off at 8 months from MCH services, showing around 80% participation rate in Hume City compared to almost 90% across the State, as the graph shows below:

PARTICIPATION RATES FOR KEY AGES & STAGES CONSULTATIONS, 2016-17

(Source: VCAMS 2017)



¹ The SEIFA Index of Disadvantage measures the level of socio-economic disadvantage based on a range of Census characteristics such as low income, high unemployment and low educational attainment (.id consulting 2018).

In 2019, the **kindergarten participation rates** in Hume City kindergarten were lower than those across the State, being 89.1% in comparison with the State average rate at 91.8%. According to VCAMs kindergarten participation rates, Hume City has been experiencing a decline in participation rates, being 97.3 % in 2016 and decreasing to 89.1% in 2019.

According to VCAMs data for 2018, the proportion of children with emotional and behavioural difficulties in Hume City were 6.9% in comparison to 5.6% across Victoria.

In 2016, of the persons living in Hume City that speak a language other than English at home, more than 8% speak English not very well or not at all at home, in comparison to metropolitan Melbourne at 5.6% and Victoria at 45% of their total populations. Upon examination of the 0-4 year old population in Hume City in 2016 that spoke another language at home other than English, more than double the amount of children did not speak English well or not at all (68.3%) in comparison to those that could speak English very well or well (31.7%).

Hume City's disability statistics relate directly to need for assistance due to a severe or profound disability. For the 0-4year cohort, 1.5% of children require assistance in Hume City, with both metropolitan Melbourne and State averages being 1.1%.

Regarding single parents with young children in 2016, Hume City was also higher in comparison, being 4.2%, compared to 3.2% and 3.4%.

According to REMPLAN.com, in December 2020 the rate of unemployment among its working population was 12.5%, almost double of those in metropolitan Melbourne (7.2%) and Victoria (6.6%).

In 2018 there were 1,494 family violence incidences in Hume City compared to an average of 1,019 in metropolitan Melbourne and 1,177 in Victoria, as the graph below indicates:

FAMILY VIOLENCE INCIDENT RATES 2017-2018

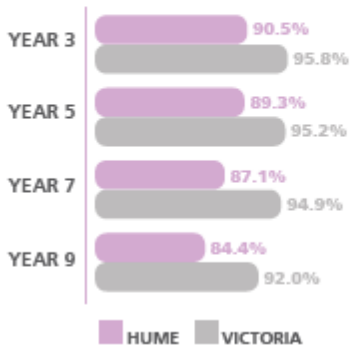
(Source: CRIME STATISTICS AGENCY 2018)



According to the 2018 NAPLAN results, children in Hume City are achieving below the State average in levels of **literacy and numeracy benchmarks for years 3, 5 7 and 9.**

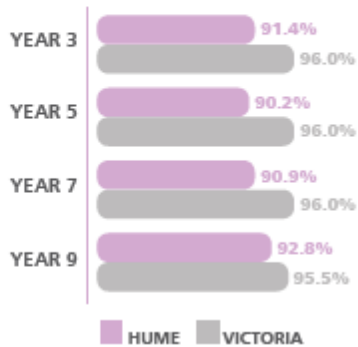
STUDENTS ACHIEVING NATIONAL BENCHMARK IN LITERACY, 2017

(Source: NAPLAN 2018)



STUDENTS ACHIEVING NATIONAL BENCHMARK IN NUMERACY, 2017

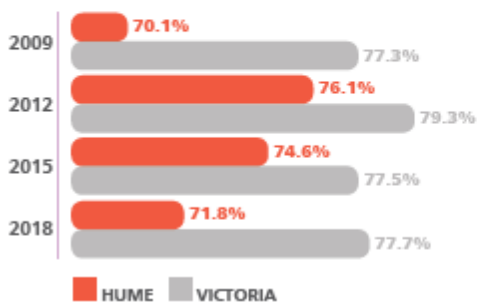
(Source: NAPLAN 2018)



AEDC data shows that for the years of 2009 to 2018, children in Hume City were consistently below the State's averages for indicators for children developmentally on track for emotional maturity and for social competence.

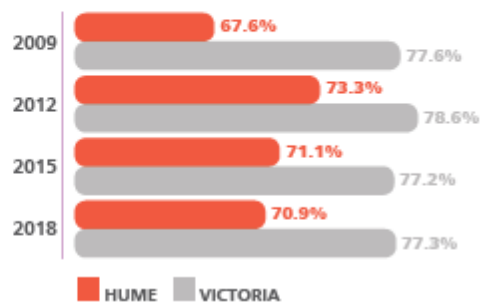
CHILDREN DEVELOPMENTALLY ON TRACK FOR EMOTIONAL MATURITY 2009-2018

(Source: AEDC 2018)



CHILDREN DEVELOPMENTALLY ON TRACK FOR SOCIAL COMPETENCE 2009-2018

(Source: AEDC 2018)



Long Day Care versus Sessional kindergarten

Families preference is to access sessional kindergarten settings to receive a Kindergarten Fee Subsidy if they hold a current concession card.

Long day care centres report that it would be unlikely for families to access kindergarten in a long day care setting, due to affordability and no subsidy offered, particularly in more vulnerable and disadvantaged areas.

Long Day Care service provision

The KISP estimates are based on an assumption that long day care services within the municipality will have a certain number of places available for kindergarten. This assumption is based on responses by services to the Kindergarten Capacity Assessment Survey conducted by EY in 2019. Should the level of provision by long day care services turn out to be lower, this would result in higher levels of unmet demand.

Lower average rate of participation

Suburbs in Hume City have significantly lower levels of enrolments in four-year old kindergarten in comparison to the available number of kindergarten places (15 hours). As four-year-old demand estimates in the KISP are based on current levels of participation, levels of unmet demand may increase above the current KISP estimates if four-year-old participation rates increase over time. Three-year-old demand estimates are also based on assumptions about the participation rate of three-year-olds in kindergarten, with lower levels assumed in the earlier years of the reform, increasing to 100 percent participation by 2029. If participation rates of three-year-old children are higher than expected in the earlier years of the reform, this may also increase levels of unmet demand above current estimates.

Participation rates will be monitored closely over the life of the KISP and KISP estimates will be updated if increased participation levels are observed.

Projects or trends that may influence supply of early childhood education and care

Significant growth expected

Hume City's population forecast over the next two decades is expected to grow by 49.7%.

The 0-4year old population is predicted to grow by 44%) over the same period.

Hume City has a higher proportion of 0–4-year old's in comparison with metropolitan Melbourne and Victoria, having 7.9% of its population of the ages 0-4 years in comparison to 6.4% of that of metropolitan Melbourne and 6.3% of that of the State.

Proactive planning has placed Hume City Council's kindergarten services in its growth areas on a strong footing. Having completed two new integrated centres in Craigieburn and Greenvale West in 2019 and 2020, and Mickleham and Kalkallo nearing completion in 2021, will see significant new kindergarten builds.

Birth notifications

Hume City has experienced significant growth in birth notifications, rates have tripled in the last three years, particularly in the Northern growth corridor from 40 to 360 births. Each year there are

approximately 300 unaccounted births that are not factored into three and four-year-old population projections. These births are transferred from neighbouring LGA's.

Growth in birth rates is predicted to be significant within the growth corridors of Craigieburn, Mickleham, and Sunbury.

Council Infrastructure

Hume City is a growth municipality and the timing and delivery of community infrastructure in new residential areas is critical in supporting the needs of new and emerging families.

Private Infrastructure

Non-Council providers are active and future builds and extensions are soon to be expected in Dallas and Broadmeadows. Council is experiencing several planning permit applications for private and community long day care centres, primarily in the growth areas of Craigieburn, Greenvale, Mickleham, and Kalkallo.

Workforce and recruitment

The introduction to Three-Year-Old Kindergarten will increase local employment over the next 8 years. Hume will be faced with challenges in this space due to challenges finding high quality, job ready Early Childhood Teachers and less teachers willing to work in Early Childhood Sector due to workload, longer hours, and less flexible service models, influencing movement to the Primary School Sector.

The northern growth corridor will be difficult to staff due to limited public transport and limited Teaching hours offered, as the preference is for full time employment. In addition to change management and infrastructure pipelines, workforce planning will require a well-planned and strategic response with the need to increase resources dedicated to workforce.

Space limitations and change management

Delivery of additional services at existing kindergarten sites will be limited to some degree due to regulatory internal and external space requirements per child. Challenges will also be posed by the uncapping of subsidised hours from 2023, which may lead to some services offering 15-hour programs from this point in time.

There are opportunities to address these challenges through change management activities (for example, programming adjustments at individual services). Hume City will work with the Department to support providers and services to maximise their kindergarten places and manage the transition to 15-hour delivery through change management activities, as outlined at Section 4.4. of this document.

Rate capping

Rate capping presents a challenge to local government being able to invest in new kindergartens to meet three-year-old demand, noting this cost is substantial in both infrastructure and operations.

Key local geographic considerations or information relevant to Three-Year-Old Kindergarten

Three-year-old introduction

Hume City will introduce a staged approach to three-year-old kindergarten. Current three-year-old activity groups will transfer to three-year-old Kindergarten, capped at 22 children for 5 hours for 2022. Additional three-year-old programs will be introduced in other service locations, subject to demand and ability to staff programs.

Three-year-old kindergarten groups for 2023/24 will remain at 5 hours, enabling children greater access. This may be subject to change, depending on demand, space requirements and the ability to staff groups.

Distance between services

Access to local services poses challenges for families due to the distance between various services. This is significant for families living in newly established and rapidly growing residential areas of Mickleham and Kalkallo due to distances, transport constraints and the delay of service provision and infrastructure. The Melbourne Airport Overlay, rural areas, creeks, and the future Outer Metropolitan Ring Road also contribute to distances travelled by some families to access kindergartens.

Movement across LGA's

Families demonstrate preference for accessing local kindergarten services within their SA2.

In areas of rapid residential growth where there can be time delays in delivery of public and private community services, such as Mickleham and Kalkallo, families have been travelling south to access services in the northern parts of Craigieburn. Families are currently travelling to access kindergarten services located in Broadmeadows SA2, where enrolments are higher than the number of four-year old's that currently reside in the SA2.

As an Interface Council, Hume City experiences the challenges and barriers of accessing kindergarten places that face many Interface Councils including:

- lack of public transport in both services and frequency
- longer distances of travel to access services
- timeliness of delivery of infrastructure and services
- diminished levels of disposable income due to higher travel costs.

COVID-19

The COVID-19 pandemic has and will continue to cause demographic and economic uncertainty across the state. Current restrictions in place will continue to have short- and long-term effects on the municipality, and the impact on Children's Services delivery within Hume City is unknown.

Frequent unplanned border closers and the inability to accept international travel will see impacts on migration, asylum seekers and refugee families that would ordinarily settle within the municipality.

The effects of free Kindergarten may impact the projected demand for three and four-year-old kindergarten, if higher levels of demand that have been observed during free Kindergarten are maintained once fees are reinstated in 2022.

Other information about the expansion of early childhood services

Data qualification in KISP

In Hume City, almost 40% of the funded kindergarten places are provided by other kindergartens and long day care providers. In some suburbs of Hume City, Council does not provide a direct kindergarten service, such as Attwood, Broadmeadows, and Dallas, and this will limit the realm of Council's influence of three-year-old kindergarten delivery.

Hume seeks to provide for 100 per cent participation of four-year olds in kindergarten in alignment with the aspirations in the COAG Agreement (spirit of "all" children before school going year has access to kindergarten in a range of settings).

The KISP estimates use the current levels of four-year-old participation as a starting point for four-year-old demand estimates. There is variation in the level of participation within the municipality, with some areas indicating a lower participation rate in kindergarten. In some cases, this may reflect the relatively higher levels of disadvantage in these areas and may also reflect the lag in the delivery of infrastructure in areas experiencing high levels of growth. Should participation levels in these communities increase over time, as is desired to address learning vulnerabilities and disadvantage, this would result in higher levels of unmet demand.

Precinct Structure Plan (PSP)

Precinct Structure Plans are designed and developed ahead of time and are based on four-year-old kindergarten and do not reflect increased land allowances or development contributions for integrated community facilities. The introduction to three-year-old kindergarten reform is post Council planning, therefore it is likely areas will experience land short falls and building cost shortfalls resulting in Council; needing to consider innovative practices to consider significant growth.

Future PSPs will generate new community infrastructure builds in Craigieburn West and Sunbury.

Licensed capacity

KISP modelling uses total licensed places to calculate supply. In some cases, services will be operating below their licensed capacity, due to existing preferences for smaller group sizes. For example, three-year-old Activity Groups in Hume services are currently capped at 22. If services continue to operate below their licensed capacity, this may result in higher levels of unmet demand.

KISP review

Hume anticipates an annual review of the KISP at the conclusion of 2022 and foresees an annual review from 2023, considering the large growth corridors within the municipality and the impact of population projections due to COVID-19.

SA2 overview

Broadmeadows

Council does not deliver any kindergarten services in Broadmeadows. There are seven service providers with five LDC and two kindergartens on school sites.

Campbellfield/Coolaroo/Dallas

Council operates two services with approximately 21% of enrolments. There are six service providers comprising of one LDC setting and five kindergarten settings, with four of these on school/learning sites. There is low provision of kindergarten places through private or community providers.

This SA2 has disadvantaged communities, vulnerable on the AEDI, and no coverage of three-year olds by existing 15-hour places if all four-year old's are covered.

Majority of families in Campbellfield and Coolaroo access services within their suburb while approximately 55% of Dallas families access services within Broadmeadows and Coolaroo.

Craigieburn – collective

Council delivers nine kindergarten sites with approximately 80% of enrolments and six sites that deliver three-year-old activity programs (242 places), of which two are in non-kindergarten centre settings. There are fifteen LDC and eight sessional services operated by 23 service providers within Craigieburn.

Craigieburn, particularly in the north has been servicing some of the new families in Mickleham and Kalkallo, which has eased with delivery of new facilities in 2021.

Approximately 95% of families access services within Craigieburn.

Gladstone Park/Westmeadows Attwood

Council operate two sessional kindergartens acquiring 48.5% of enrolments and one three-year-old activity group in Gladstone Park (22 places). There are four LDC and two sessional kindergartens across 6 service providers.

Greenvale/Bulla

Council operate three services, including the newly opened Greenvale West Centre. Three LDC and three sessional kindergartens are delivered across six service providers. Council operates three-year old's activity programs at three sites (88 places).

Meadow Heights

Council currently operate one sessional kindergarten, with six providers offering four LDC settings and one sessional kindergarten on a school site.

Enrolment data for 2020 showed there were two services that had no funded four-year-old kindergarten places, a potential 30 places.

Meadow Heights is a disadvantaged community with high a level of new arrivals and the need for two years of kindergarten is desirable to address the levels of disadvantage.

Hume's central enrolment system indicates 64% of families access local services. Several families travelled north to access services (14.5%), with the majority using Homestead (equalling 11% of all Meadow Heights families). Some families travelled west (7%) to access services in Greenvale and the remained accessed services to the south of Meadow Heights.

Mickleham/Yuroke/Kalkallo

Council will operate six services, one of which is interim, Annadale. This includes new builds in 2021 Merrifield North (198 places) with new double portable (132), and Kalkallo south (132 places). New builds in 2023 will include Merrifield south (132 places) and Kalkallo north (198 places). Council had approximately 66% of 2020 enrolments. There are ten service providers delivering four LDC and six kindergarten settings.

Central enrolment data shows that approximately 35% of families access preschool services in Mickleham, and the majority (47%) are accessing services in the northern parts of Craigieburn, namely Newbury, Craigieburn Child and Family Centre and Malcolm Creek. Some 8% travel east to use the service in Kalkallo and 2.4% use services in Greenvale.

Roxburgh Park

Council operates two services of which take place in both kindergarten and LDC settings with approximately 75% of 2020 enrolments. Council operates one three-year-old activity group at Roxburgh Park Centre with 32 places. Six service providers in Roxburgh Park deliver four LDC settings and three in kindergarten sessions.

Council services in Roxburgh Park consistently have had high first preferences from families and is over subscribed.

Sunbury

Nineteen service providers in Sunbury operate eleven LDC settings and eight sessional kindergarten settings. Council operates five of these services with approximately 56% of enrolments. Kindergarten places include the newly built Dulap Wilim Community Hub (132 places)

The new PSPs are to deliver community hubs into the future, including early years services currently is unknown. Greater efficiencies can be created at existing centres, as the enrolment data indicates capacity.

Tullamarine/Airport

Council operates one kindergarten with approximately 48% of enrolments. Six service providers operate five LDC settings and one sessional kindergarten.

This data includes the airport LDC service, and many use the services due to employment at the airport (enrolments higher than four-year-old population).

4.1 PURPOSE

As Three-Year-Old Kindergarten is rolled-out and Victoria's population grows, demand for both Three and Four-Year-Old Kindergarten places will increase significantly. While additional capacity will be needed to meet this demand, this will vary across the State and over time, due to differences in the capacity of existing services, growth trends and sector composition.

To identify where, when and how many additional kindergarten places are expected over the roll-out in the City of Hume, Hume City Council and the Department have developed:

1. A summary of the current provision of kindergarten within the LGA (**Section 4.3**).
2. An approach to optimising the utilisation of existing services and infrastructure through 'change management' strategies that Hume City Council and the Department will support to help meet additional demand in the LGA (**Section 4.4**).
3. An estimate of the Three and Four-Year-Old kindergarten places that cannot be met through existing services for the 2021-29 period, taking into account the additional demand that can be accommodated by optimising utilisation of existing services and infrastructure through point 2, above (**Section 4.5**).

Local Government and providers can use these published estimates to inform reform implementation activities such as service planning, kindergarten program expansion, infrastructure investments and Building Blocks funding applications in alignment with future demand over the 10-year roll-out.

4.2 METHODOLOGY

The estimated Three and Four-Year-Old Kindergarten places used in the following sections have been agreed between Hume City Council and the Department, and were informed by:

- Estimates developed by the Department which draw on a range of inputs, including population forecasts, current enrolments and results from the Kindergarten Capacity Assessment Program (KCAP), conducted in 2019.
- The estimated capacity of new services that are planned to open in the LGA (Section 2)
- Local knowledge and context provided by the Local Government (Section 3) that explains particular issues and trends in their area.
- The approach to optimising utilisation of existing services in the LGA (Section 4.4), and
- Other sources, such as modelling undertaken by Local Governments and local data.

The KISP measures a service's capacity to deliver funded kindergarten in terms of the number of children it could enrol in Three and Four-Year-Old Kindergarten. The number of funded kindergarten places is different from a service's licensed or approved places, which count the number of children permitted to attend the service at any one time under the license. Many services can enrol more children in their funded kindergarten program(s) than they have licensed places for because they

can run more than one kindergarten program per week. Kindergarten places are therefore a more accurate measure of service kindergarten capacity than licensed places.

Three-Year-Old Kindergarten places have been presented as 15-hour places so they can be easily compared to Four-Year-Old Kindergarten places. Moreover, when Three-Year-Old Kindergarten is fully rolled-out in 2029, every three-year-old child will have access to 15-hours of kindergarten.

From 2023 all providers will have flexibility to determine how many hours of funded Three-Year-Old Kindergarten they deliver per week, with a minimum of five hours and a maximum of 15-hours funded pro-rata. It is expected that hours offered will vary. Given this variation, **it is important to be aware that during the transition to all three-year-old children receiving 15-hours of funded kindergarten per week in 2029, the 15-hour places presented in this report may represent multiple three-year-old places that individually receive less than 15-hours of kindergarten per week.**

These estimates have been developed at an LGA and community level to show the overall forecast and variation within an area. The KISP defines community at the Statistical Area Level 2, which is medium-sized areas which represent a community that interacts socially and economically, with a population range of 3,000 to 25,000 people, and an average population of about 10,000 people.

4.3 SUMMARY OF CURRENT KINDERGARTEN PROVISION

The figures below provide a summary of current kindergarten provision within the LGA and provide relevant context for the estimates of demand for funded kindergarten places included in Section 4.5. The data included in this section are largely drawn from:

- The Kindergarten Capacity Assessment Program (KCAP), collected between June and October 2019.
- The Department's Kindergarten Information Management System (KIMS), as at 2019.
- The Department's Quality and Regulatory Division (QARD) monitoring data, as at 2019.
- The National Quality Agenda IT System (NQAITS), as at April 2020.
- The Victorian Child and Adolescent Monitoring System (VCAMS), as at 2018.

Please note that, because these sources were collected at different points, this may result in slightly different totals appearing in the below data.

Number of services by service type (NQAITs, 2021)	
Stand-alone kindergartens	34
Long day care centres	62

Percentage of services by management type, LGA level (NQAITs, 2021)	
Type	Percentage
Local Government	31%
Private not for profit	22%
Private for profit	45%
Other	2%

Current kindergarten offering	
Four-Year-Old Kindergarten participation rate (VCAMS, 2018):	95%
Number of services that offer a funded kindergarten program (DET, 2019):	70
Number of services that offer an unfunded Three-Year-Old Kindergarten program (DET, 2019):	7

Hours of unfunded 3YO programs currently offered (DET, 2019):



4.4 APPROACH TO OPTIMISING THE USE OF EXISTING SERVICES AND INFRASTRUCTURE

Change management strategies to optimise existing services and infrastructure

Children can often be accommodated through existing spare places and by services ‘unlocking’ unused capacity. As the experience of providers in the 2020 Three-Year-Old Kindergarten roll-out LGAs shows, while the optimisation of existing services can be challenging, it is highly time- and cost-effective compared to building new capacity through infrastructure projects. It also helps target infrastructure investment to the places that need it most and avoids over-supplying the local market.

Hume City Council and the Department will support providers and services to maximise their kindergarten places through the following change management activities and practices:

- Increasing the capacity of any Local Government operated services by:
 - Running additional programs.
 - Using different timetables, including running 7.5-hour days.
 - Changing the delivery model, such as introducing rotational models or mixed-age groups.
 - Having degree-qualified kindergarten teachers leading integrated kindergarten programs in long day care settings.
- Encouraging and supporting other providers and services in the LGA to undertake change management.

Hume City Council and the Department have estimated how many Three and Four-Year-Old Kindergarten places can be accommodated through existing services in the LGA (**Table 1**). Both parties are committed to helping providers and services offer these kindergarten places before progressing to funded infrastructure solutions to meet demand. This commitment is reflected in the LGA and community level estimates below (**Table 2** onwards), which assume that demand will be met first through existing services and second through additional infrastructure. Note that in some cases the number of kindergarten places that can be offered through existing services may exceed demand for kindergarten places.

Table 1: [Range of] total estimated funded kindergarten places that can be offered by optimising existing services and infrastructure across the LGA, between 2021-29 (presented in 15-hour equivalent places)

	2021	2022	2023	2024	2025	2026	2027	2028	2029
Estimated existing supply of kindergarten places*	6638	7003	7003	7003	7003	7003	7003	7003	7003

*This may be higher than current three and four-year-old enrolments as it includes any spare places that are currently available or could be generated by making some minor adjustments to programming approaches.

4.5 AGREED ESTIMATES OF DEMAND FOR FUNDED KINDERGARTEN PLACES THAT CANNOT BE MET THROUGH EXISTING SERVICES AND INFRASTRUCTURE

The below estimates (**Table 2** onwards) have been developed by Hume City Council and the Department to illustrate the estimated:

1. Total number of Three and Four-Year-Old Kindergarten places expected over the roll-out period.
2. Three and Four-Year-Old Kindergarten places that cannot be accommodated by optimising existing services and infrastructure over the roll-out period.

These estimates have been developed to reflect that the increase in demand for Three-Year-Old Kindergarten places will be gradual.

In estimating how many Three and Four-Year-Old Kindergarten places cannot be accommodated by existing services and infrastructure, Hume City Council and the Department have taken into account any new places that will be made available through planned expansions of existing services or new services, into estimates of existing supply, where this information is available. This may include Local Government owned services being developed and planned Kindergartens on School Sites.

These estimates do not, however, estimate how and when the broader sector will expand to meet the additional demand for kindergarten places that are estimated over the roll-out period.

Infrastructure need in the LGA and its local communities is indicated by the bottom rows of the tables in this section (**Table 2** onwards): 'Total kindergarten places that cannot be accommodated by existing services'. For example, if the number of kindergarten places for the LGA or a community is above zero in this row, it means that the area is estimated to need additional infrastructure (noting that further optimisation which avoids the need for additional infrastructure may be possible). Any type of provider – Local Government, not-for-profit or for-profit – can build this additional infrastructure. If this row shows all zeros, it means that there is no estimated need for additional infrastructure in the area.

Local Government and not-for-profit kindergarten providers must refer to the estimates in this section when applying through the Building Blocks Capacity Building Grants stream for Government funding. Under this stream, projects must be in a community where there is infrastructure need as shown in the community's table of estimated demand for kindergarten places (i.e. there are numbers in the bottom row above zero). Projects in LGAs or communities where demand can be met through existing services (i.e. the bottom row shows all zeros) are not eligible for funding under this stream.

LGA estimates

Table 2: Total estimated three and four-year-old kindergarten places between 2021-29 (presented in 15-hour equivalent places)

LGA level estimates	2021	2022	2023	2024	2025	2026	2027	2028	2029
Total estimated demand for kindergarten places (three and four-year-old children)	3632	4695	5455	6062	6593	7443	7942	8459	9114
Total kindergarten places that cannot be accommodated by existing services	0	0	21	86	137	863	1238	1654	2253

Community estimates

Table 3-17: Total estimated three and four-year-old kindergarten places between 2021-29 (presented in 15-hour equivalent places)

Broadmeadows estimates	2021	2022	2023	2024	2025	2026	2027	2028	2029
Total estimated demand for kindergarten places (three and four-year-old children)	270	344	392	431	450	527	560	597	640
Total kindergarten places that cannot be accommodated by existing services	0	0	13	52	71	148	181	218	261

Campbellfield - Coolaroo estimates	2021	2022	2023	2024	2025	2026	2027	2028	2029
Total estimated demand for kindergarten places (three and four-year-old children)	227	289	335	374	415	422	445	467	496
Total kindergarten places that cannot be accommodated by existing services	0	0	0	0	0	0	0	0	0

Craigieburn – Central estimates	2021	2022	2023	2024	2025	2026	2027	2028	2029
Total estimated demand for kindergarten places (three and four-year-old children)	143	172	184	189	193	230	242	253	268
Total kindergarten places that cannot be accommodated by existing services	0	0	0	5	9	46	58	69	84

Craigieburn – North estimates	2021	2022	2023	2024	2025	2026	2027	2028	2029
Total estimated demand for kindergarten places (three and four-year-old children)	430	475	485	490	493	553	564	576	591
Total kindergarten places that cannot be accommodated by existing services	0	0	1	6	9	69	80	92	107

Craigieburn – South estimates	2021	2022	2023	2024	2025	2026	2027	2028	2029
Total estimated demand for kindergarten places (three and four-year-old children)	223	316	383	433	474	534	562	590	628
Total kindergarten places that cannot be accommodated by existing services	0	0	0	0	0	35	63	92	129

Craigieburn – West estimates	2021	2022	2023	2024	2025	2026	2027	2028	2029
Total estimated demand for kindergarten places (three and four-year-old children)	346	478	573	643	697	790	821	850	888
Total kindergarten places that cannot be accommodated by existing services	0	0	0	0	0	87	118	147	186

Gladstone Park – Westmeadows estimates	2021	2022	2023	2024	2025	2026	2027	2028	2029
Total estimated demand for kindergarten places (three and four-year-old children)	243	299	342	378	423	414	433	452	478
Total kindergarten places that cannot be accommodated by existing services	0	0	0	0	0	0	0	0	0

Greenvale – Bulla estimates	2021	2022	2023	2024	2025	2026	2027	2028	2029
Total estimated demand for kindergarten places (three and four-year-old children)	303	409	496	561	572	705	755	804	865
Total kindergarten places that cannot be accommodated by existing services	0	0	0	0	0	133	183	232	293

Meadow Heights estimates	2021	2022	2023	2024	2025	2026	2027	2028	2029
Total estimated demand for kindergarten places (three and four-year-old children)	184	239	276	303	328	353	372	391	417
Total kindergarten places that cannot be accommodated by existing services	0	0	0	0	0	0	13	32	58

Melbourne Airport estimates	2021	2022	2023	2024	2025	2026	2027	2028	2029
Total estimated demand for kindergarten places (three and four-year-old children)	9	10	13	17	27	13	13	13	13
Total kindergarten places that cannot be accommodated by existing services	0	0	0	0	0	0	0	0	0

Mickleham – Yuroke estimates	2021	2022	2023	2024	2025	2026	2027	2028	2029
Total estimated demand for kindergarten places (three and four-year-old children)	207	345	482	609	726	911	1054	1207	1393
Total kindergarten places that cannot be accommodated by existing services	0	0	0	0	0	177	321	474	660

Roxburgh Park – Somerton estimates	2021	2022	2023	2024	2025	2026	2027	2028	2029
Total estimated demand for kindergarten places (three and four-year-old children)	408	497	521	537	562	682	713	745	787
Total kindergarten places that cannot be accommodated by existing services	0	0	6	22	48	167	199	231	273

Sunbury estimates	2021	2022	2023	2024	2025	2026	2027	2028	2029
Total estimated demand for kindergarten places (three and four-year-old children)	101	144	178	208	240	259	288	319	359
Total kindergarten places that cannot be accommodated by existing services	0	0	0	0	0	0	22	53	94

Sunbury – South estimates	2021	2022	2023	2024	2025	2026	2027	2028	2029
Total estimated demand for kindergarten places (three and four-year-old children)	450	570	672	757	850	902	964	1030	1115
Total kindergarten places that cannot be accommodated by existing services	0	0	0	0	0	0	0	11	96

Tullamarine estimates	2021	2022	2023	2024	2025	2026	2027	2028	2029
Total estimated demand for kindergarten places (three and four-year-old children)	89	108	122	133	143	150	157	165	174
Total kindergarten places that cannot be accommodated by existing services	0	0	0	0	0	0	0	2	12

4. AUTHORISATION

The Area Executive Director (Hume Moreland) of the Department of Education and Training and the **Chief Executive of Hume City Council, SHEENA FROST**, endorse this Kindergarten Services and Infrastructure Plan (KISP) for Hume City Council by signing on **17 AUGUST 2021**.

This KISP is not intended to create legal relations or constitute a legally binding contractual agreement between the parties. The parties may review this KISP in 2022 to publish a new version that will replace the previous version.

Signed for on behalf and with the authority of **Hume City Council**.



Signature



Witness Signature

Name: SHEENA FROST

Title: CHIEF EXECUTIVE OFFICER

Address: 1079 Pascoe Vale Road, Broadmeadows Vic 3047

Signed by Area Executive Director (Hume Moreland), Department of Education and Training



Signature



Witness Signature

Name: Claude Sgroi

Title: Area Executive Director (Hume Moreland)

Address: 189 Urquhart St, Coburg VIC 3058