



Education  
and Training

# Kindergarten Infrastructure and Services Plan

City of Glen Eira

# CONTENTS

<b>1.</b>	<b>Introduction .....</b>	<b>3</b>
1.1.	Reform context .....	3
1.2.	Purpose of KISPs .....	3
1.3.	How to use the KISP .....	3
1.4.	Structure of the KISP .....	3
1.5.	Disclaimer .....	4
<b>2.</b>	<b>Map of Early Childhood Education services in City of Glen Eira .....</b>	<b>5</b>
<b>3.</b>	<b>Local context .....</b>	<b>7</b>
3.1	Purpose.....	7
3.2	Key considerations.....	7
<b>4.</b>	<b>Funded kindergarten enrolment estimates between 2021-29 for City of Glen Eira .....</b>	<b>15</b>
4.1	Purpose .....	15
4.2	Methodology .....	15
4.3	Summary of current kindergarten provision.....	16
4.4	Approach to optimising the use of existing services and infrastructure.....	17
4.5	Agreed estimates of demand for funded kindergarten places that cannot be met through existing services and infrastructure.....	18
<b>5.</b>	<b>Authorisation .....</b>	<b>22</b>

© State of Victoria (Department of Education and Training) 2020



Attachment 1 – Kindergarten Infrastructure Services Plan is provided under a Creative Commons Attribution 4.0 International licence. You are free to re-use the work under that licence, on the condition that you credit the State of Victoria (Department of Education and Training), indicate if changes were made and comply with the other licence terms, see: [Creative Commons Attribution 4.0 International](https://creativecommons.org/licenses/by/4.0/)

The licence does not apply to:

- any images, photographs, trademarks or branding, including the Victorian Government logo and the DET logo; and
- content supplied by third parties.

Copyright queries may be directed to [copyright@edumail.vic.gov.au](mailto:copyright@edumail.vic.gov.au)

# 1. INTRODUCTION

## 1.1. REFORM CONTEXT

In an Australian first, the Victorian Government has committed to implement Three-Year-Old Kindergarten for all children over a 10-year roll-out with a total investment of almost \$5 billion, including \$1.68 billion to support the infrastructure expansion required for the reform. This reform will add another year of universal funded kindergarten so that, by 2029, all children in Victoria will have access to two years of play-based learning through a funded kindergarten program.

## 1.2. PURPOSE OF KISPS

Three-Year-Old Kindergarten will require a large expansion of kindergarten across the State. The Government has invited all 79 Victorian Local Governments to discuss and agree upon a Kindergarten Infrastructure and Services Plan (KISP) for their Local Government Area (LGA).

Each KISP has been jointly developed with Local Government and published to estimate the growth in demand for kindergarten within the LGA. The KISPs will help all kindergarten providers meet demand and provide a clear picture of infrastructure need across the State.

While a KISP is not a funding document and does not define required infrastructure projects or commit any party to funding specific projects, it is expected that future investment requests through Building Blocks and funding decisions about Local Government and not-for-profit projects would align with the relevant KISP.

## 1.3. HOW TO USE THE KISP

Each KISP contains estimates of future kindergarten supply of, and demand for, Three and Four-Year-Old Kindergarten places against existing enrolment capacity. Not-for-profit and for-profit providers can use these estimates to inform their plans to expand kindergarten programs, establish new services or invest in new or extended facilities.

For example, KISPs provide demand estimates in terms of where, when and how much demand for kindergarten places will grow in an LGA. KISPs also estimate where and how many kindergarten places providers can accommodate in existing facilities before an area needs new infrastructure to meet demand. The estimates can be used to inform decisions about where and when expansions of kindergarten program capacity and the construction of new or extended facilities are needed to meet demand growth.

Where there is an agreed KISP for the LGA, the Local Government and not-for-profit kindergarten providers seeking co-investments through the Building Blocks Capacity Building stream must refer to, and align their proposed project with, the infrastructure need identified in the KISP.

## 1.4. STRUCTURE OF THE KISP

Each KISP consists of the following sections:

- **Section 1:** A short introduction to the Three-Year-Old Kindergarten reform and the KISP.
- **Section 2:** A map of existing and planned Early Childhood Education and Care service locations.
- **Section 3:** Local knowledge and context relevant to the expansion of kindergarten services.
- **Section 4:** Funded kindergarten demand estimates.

## 1.5. DISCLAIMER

All data presented in this document are estimates only and are based on the best information available to the Department and Local Government at the time. They are published on an as-is basis and are for informational purposes only. They are subject to adjustment in response to market forces and as new data and other relevant information becomes available. The data may under- or over-estimate both total demand in a given location or year and the capacity for new demand to be met by providers. As a result, operational and business decisions should not be made solely based on this document. Any use of this data is solely at the risk of the user. The Department and Local Government accept no responsibility for any loss or damage, either direct or incidental, that may result from the use of the data.

## 2. MAP OF EARLY CHILDHOOD EDUCATION SERVICES IN CITY OF GLEN EIRA

The map below shows the distribution of currently operating and new services that are planned to open in the future in the LGA and across its communities.

This map has been prepared using Departmental data, from both the National Quality Agenda IT System (NQAITS) and the Victorian School Building Authority (VSBA). Where applicable, this map has been refined by the Glen Eira City Council and the Department to capture other services that are planned to open in the future.

*Note: In some instances, SA2s<sup>1</sup> overlap multiple LGAs. Where this occurs, the SA2 and any services within it, are allocated to the LGA that it has the greater land area in. As a result, services that sit within these SA2s have been excluded from the diagram below as they are represented on the neighbouring LGA's map.*

### List of planned services

The following planned services are shown on the map below and are expected to add to existing capacity. This additional capacity has been considered as part of the unmet demand estimates provided in this document.

Service Name	Project type	Suburb	Additional licensed capacity
Sholem Aleichem Preschool Education Centre	Early Learning Facilities Upgrade	Elsternwick	6
Adass Israel Children's Services	Expansion	Elsternwick	33
Beis Menachem Community Centre	Modular	Bentleigh	31
Goodstart Early Learning Bentleigh East	New LDC service	Bentleigh East	114
<b>Total additional licensed capacity</b>			<b>184</b>

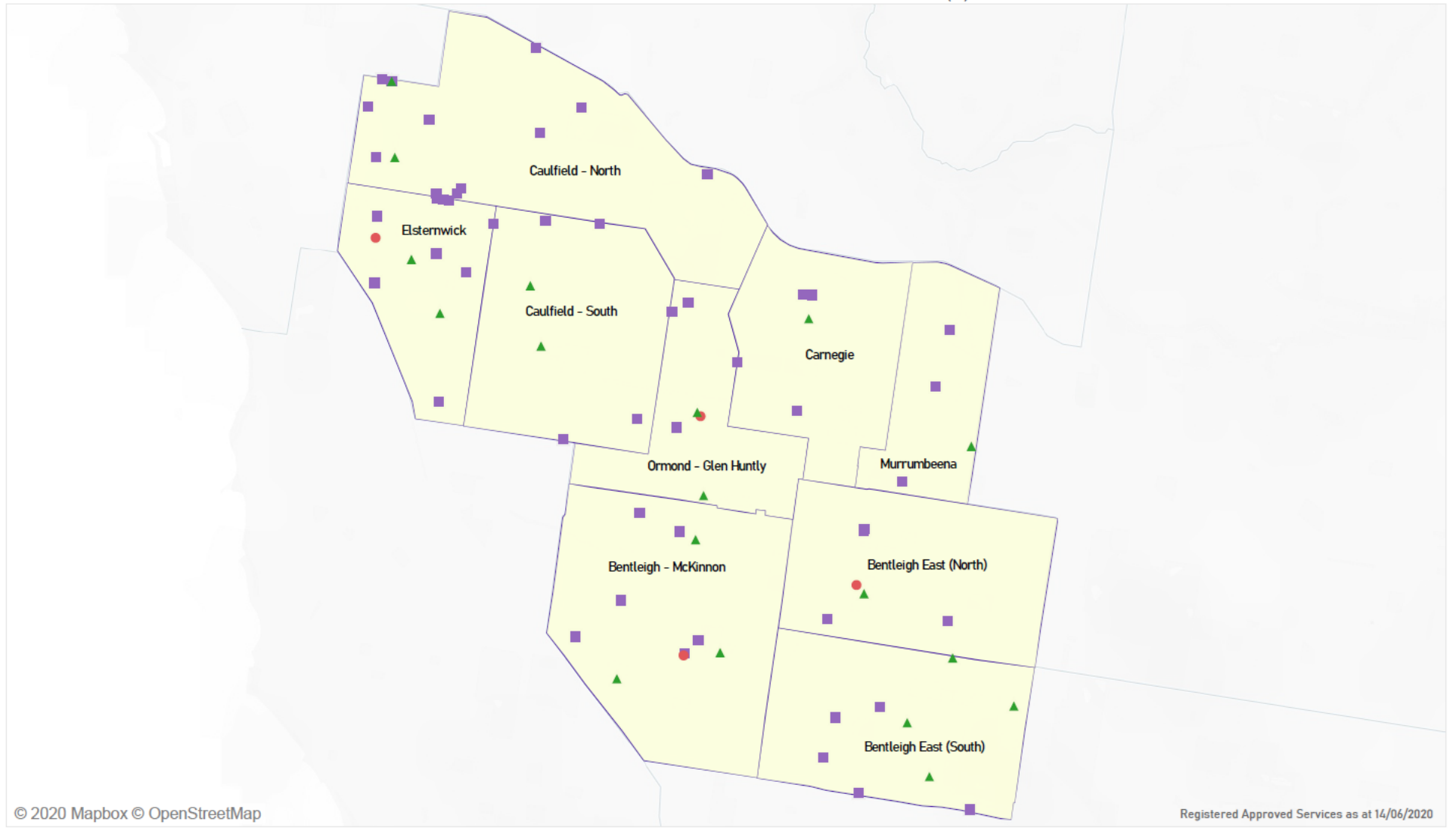
<sup>1</sup> Statistical Areas Level 2 (SA2) are medium-sized general purpose areas built up from whole Statistical Areas Level 1. Their purpose is to represent a community that interacts together socially and economically. (1270.0.55.001 - Australian Statistical Geography Standard (ASGS): Volume 1 - Main Structure and Greater Capital City Statistical Areas, July 2016 (abs.gov.au))

# Early Childhood Services in Victoria

LGA  
Glen Eira (C)

Care Type  
All

KGN	LDC	NEW
▲	■	●



## 3. LOCAL CONTEXT

---

### 3.1 PURPOSE

Local, place-based knowledge and context play an important role in supporting the implementation of Three-Year-Old Kindergarten across Victoria. This section of the KISP documents this knowledge and context and has informed the funded kindergarten enrolment estimates in Section 4.

### 3.2 KEY CONSIDERATIONS

#### Background

The City of Glen Eira is located approximately 10 kilometres south east of Melbourne's Central Business District, and forms part of Melbourne's Inner South East region. The municipality covers an area of 39 square kilometres and includes the suburbs of Bentleigh, Bentleigh East, Carnegie, Caulfield, Caulfield East, Caulfield North, Caulfield South, Elsternwick, Gardenvale, Glen Huntly, McKinnon, Murrumbeena, Ormond and parts of Brighton East and St Kilda East. Adjoining municipalities include the cities of Bayside, Kingston, Monash, Port Phillip and Stonnington.

#### Glen Eira City Council

Glen Eira City Council plays the following roles in kindergarten services:

- Infrastructure owner and planner
  - Council owns 10 kindergarten facilities and leases these facilities to Glen Education Inc. and kindergarten committees to operate the kindergarten services.
  - Council owns a centre-based long day service and leases this to a community-based provider. Funded kindergarten is provided at this service.
  - Council plays a role in planning for early years infrastructure to support service delivery across the municipality.
- Service provider
  - Council provides a funded kindergarten program for three-and four-year-old children in its three Early Learning Centres (centre-based long day care services).
- Coordination of a Central Registration Scheme
  - Council administers a Central Registration Scheme on behalf of 14 kindergartens in Glen Eira.

#### The Kindergarten Market in Glen Eira

Glen Eira has a mixed market for kindergarten provision. State-funded kindergarten programs are provided in centre-based long day education and care services and stand-alone kindergartens, including on school-sites, faith-based services, as well as Steiner and Montessori kindergartens. Glen Education Inc is an Early Years Manager and the main provider of sessional kindergarten programs. There are also volunteer Committees and co-operatives (as Incorporated Associations) operating both sessional kindergartens and long day education and care services across the municipality. There are community based and for-profit providers of long day education and care services.

Prior to the introduction of funded kindergarten in Glen Eira for three-year-olds in 2022, un-funded kindergarten for three-year-olds was provided by at least 43 of the 68 long day and sessional kindergarten services in Glen Eira, indicating strong parent preference for kindergarten and an existing supply of kindergarten places for three-year-olds.

In 2021 there were 19 community-based kindergartens and 54 long day care centres. However, not all of the long day education and care services provided a State-funded kindergarten program.

## **Key demographic trends that influence demand for kindergarten**

### Current and predicted population

Glen Eira's 0 to 4-year-old population is expected to increase by 1,700 children between 2016 and 2036. By 2036 children aged 0 to 4 years will make up 6.2 per cent (over 11,000) of the City of Glen Eira's population.

Glen Eira has an estimated population of 155,123 as of 30 June 2021 (*Australian Bureau of Statistics Estimated Resident Population*). The city's population is estimated to increase to 180,626 by 2036 at a rate of 0.97% growth per annum (*Population and household forecasts, 2016 to 2036, prepared by .id (informed decisions), October 2017*).

Between 2016 and 2026, the age group forecast to increase the most is people aged between 35 and 39, and the largest age group in 2026 is expected to be people aged between 25 and 29 (*Population and household forecasts, 2016 to 2036, prepared by .id (informed decisions), October 2017*). These population predictions indicate there is likely to be a growth in families with young children with the majority of mothers in Victoria giving birth between 25 and 39 years of age.

Population growth in Glen Eira is being driven by new development and migration from overseas. Almost 3,000 migrants settled in Glen Eira Between January and December 2019, and 2,400 of these were skilled workers. The proportion of these immigrants originating from China and India is increasing - between 2006 and 2016 it has more than doubled. Glen Eira community as a whole is highly educated.

Demographic migration data has revealed that families tend to move within the metropolitan southern corridor, moving into Glen Eira from Port Phillip, Stonnington and Manningham municipalities.

Glen Eira City Council uses data about population predictions from *.id (informed decisions)* to inform some planning activities related to kindergarten service provision and early years infrastructure planning. *.id (informed decisions)* includes Australian Bureau of Statistics data as well as data from local government and other sources (such as predictions about the impact of strategic development sites) with the aim to predict population growth and community demographics more accurately in local government areas. The Australian Bureau of Statistics' SA2 data is likely to differ to *.id (informed decisions)* because the boundaries between SA2 areas and areas defined by *.id (informed decisions)* are different.



.id (*informed decisions*) population predictions between 2016 and 2036 indicate there will be a notable increase in demand for kindergarten services in the following suburbs due to increases in the 0 to 4-year-old population:

- Carnegie: 22.3% increase
- McKinnon: 37.8% increase
- Caulfield North/Caulfield East: 87.8% increase

## **Projects or trends that may influence supply of early childhood education and care**

### Growth in Centre-Based Long Day Education and Care:

Currently there are 54 number of long day education and care centres operating in Glen Eira providing a total of 5,109 places for children aged 0-6 years (*March 2021 NQAITS*). In the period between December 2020 and May 2022, 11 applications were submitted for the development of new, or expansion of existing centre-based long day education and care services. These applications would see an increase of over 900 long day care places if they are all constructed. To date, only three projects have been completed to increase long day places by 231.

These planning applications are evidence of the likely continued strong supply of long day education and care in Glen Eira, however, there continues to be strong family preference for sessional kindergarten. Therefore, despite the supply of long day education and care, there may still be unmet demand for sessional kindergarten places.

### East Village

East Village is a 25-hectare strategic development site in Glen Eira, located on the corner of East Boundary Road and North Road in Bentleigh East and was previously zoned for industrial and commercial uses. The plan is for the former industrial area to transition into a bustling hub of innovative jobs, open space and diverse housing. The aim of the East Village plan is to provide for many of the needs of the new community within 20-minutes of where people live – including parks, schools, shopping and dining, jobs, and access to public transport (<https://vpa.vic.gov.au/project/east-village-strategic-site/>).

The site is expected to include an estimated 3,000 new dwellings over the next 10 years. This is likely to generate increased demand for local kindergartens; and is reflected in the expected increase in the 0 to 4-year-old population in Carnegie and McKinnon discussed in the previous section.

## **Key local geographic considerations or information relevant to Three-Year-Old Kindergarten**

### Local Demand and Parent Preference

Although some local change management strategies (referred to in section 4.4; and that were undertaken in partnership with the Victorian Government's Early Childhood Improvement Branch) have supported the maximisation of rooms and places in existing centres, the demand for new or expanded infrastructure will be felt when all centres offer 15 hours of three-year-old funded kindergarten. From 2023, services will have the flexibility to offer between 5 and 15 hours of funded three-year-old kindergarten, with all services expected to reach 15 hours of delivery by 2029.

Approximately 56% of children accessing kindergarten in Glen Eira are enrolled in a stand-alone kindergarten; and approximately 44% of children accessing kindergarten in Glen Eira are enrolled in

a kindergarten program in long day education and care services (Glen Eira Early Learning Profile 2020).

Due to the strong supply of centre-based long day education and care in Glen Eira, the evidence about kindergarten supply is likely to indicate a strong reliance on long day services to meet kindergarten demand into the future. However, Glen Eira considers that service needs should drive infrastructure, rather than assuming available infrastructure will meet these needs, especially when the type of infrastructure available may not allow the type of service to be provided that meets community need and preferences.

The KISP data does not account for factors that influence a family's choice of kindergarten service and assumes all places are equally accessible. Family choice has not been factored into the demand and supply data presented in this report, but demand for kindergarten is influenced by a range of factors including:

- Fees – long day kindergarten fees are currently higher than sessional kindergarten fees.
- Proximity to home and/or preferred primary school.
- Transport options – these may be limited for some families who have one car and/or one licensed driver where there is increased reliance on public transport or ability to walk to kindergarten.
- Timetables, including length of sessions and days available.
- Local geography and travel patterns
  - Many families are reluctant to cross North Road to access another service.
  - 94% of families who register for kindergarten through the Glen Eira's Central Registration System live within the Glen Eira municipality. There is limited movement within and across suburbs, and to other municipalities to attend kindergarten.

When these factors are taken into account, Council considers that surplus or shortage of supply becomes evident at individual kindergartens and/or at suburb-level.

Generally, Glen Eira is a well-educated community with 45% of adults holding a Bachelor level degree or higher, and 20% holding a Diploma or vocational certificate level qualification (*Australian Bureau of Statistics Census, 2016*). As mentioned previously, the community has also been accessing un-funded kindergarten for three-year-old children for many years. Should current parental preferences remain unchanged, Council considers that Glen Eira parents will continue to raise concerns if they are unable to access the type of kindergarten that meets their needs, which will likely include those listed in the section below given the significant demand that already exists for these services.

#### Demand for Specific Kindergartens

Central Registration Scheme data indicates there is preference by families in the Bentleigh, Bentleigh East and Carnegie areas for sessional funded kindergarten over funded kindergarten in long day education and care services.

Data from Council's Central Registration Scheme confirms that there are waiting lists for three and four-year-old kindergarten for both three-year-old and four-year-old places at the following stand-alone kindergartens:

- Carnegie Kindergarten (Co-located on the Carnegie Primary School site, owned by the Victorian Department of Education and Training)
- Bentleigh Kindergarten (owned by Glen Eira City Council)
- Bentleigh East Kindergarten (owned by Glen Eira City Council)
- Bentleigh West Kindergarten (owned by Glen Eira City Council)

This data reflects demand for these kindergartens that is based on family preference. Councils consider that – if these existing preferences were reflected in the KISP methodology - this would likely result in a higher levels of unmet demand in relevant SA2s compared to the estimates at section 4.

### **Other information about the expansion of early childhood services**

The KISP assumes that kindergarten places currently available are retained into the future and it does not factor in a reduction in kindergarten places due to ageing infrastructure or sites that are not fit-for-purpose into the future because of changes to service delivery requirements or legislation. Council considers that funding to renew or replace existing infrastructure will be required to maintain current supply of kindergarten places, especially in established municipalities where shortages of kindergarten places are not predicted.

Glen Eira is a well-established municipality with infrastructure used for kindergarten programs located on land that does not have capacity to expand buildings, along with buildings that were constructed 50 to 100 years ago. Local community needs for services is also important because service needs drive infrastructure planning and development in local government.

# 4. FUNDED KINDERGARTEN ENROLMENT ESTIMATES BETWEEN 2021-29 FOR CITY OF GLEN EIRA

---

## 4.1 PURPOSE

As Three-Year-Old Kindergarten is rolled-out and Victoria's population grows, demand for both Three and Four-Year-Old Kindergarten places will increase significantly. While additional capacity will be needed to meet this demand, this will vary across the State and over time, due to differences in the capacity of existing services, growth trends and sector composition.

To identify where, when and how many additional kindergarten places are expected over the roll-out in the City of Glen Eira, Glen Eira City Council and the Department have developed:

1. A summary of the current provision of kindergarten within the LGA (**Section 4.3**).
2. An approach to optimising the utilisation of existing services and infrastructure through 'change management' strategies that Glen Eira City Council and the Department will support to help meet additional demand in the LGA (**Section 4.4**).
3. An estimate of the Three and Four-Year-Old kindergarten places that cannot be met through existing services for the 2021-29 period, taking into account the additional demand that can be accommodated by optimising utilisation of existing services and infrastructure through point 2, above (**Section 4.5**).

Local Government and providers can use these published estimates to inform reform implementation activities such as service planning, kindergarten program expansion, infrastructure investments and Building Blocks funding applications in alignment with future demand over the 10-year roll-out.

## 4.2 METHODOLOGY

The estimated Three and Four-Year-Old Kindergarten places used in the following sections have been agreed between Glen Eira City Council and the Department, and were informed by:

- Estimates developed by the Department which draw on a range of inputs, including population forecasts, current enrolments and results from the Kindergarten Capacity Assessment Program (KCAP), conducted in 2019.
- The estimated capacity of new services that are planned to open in the LGA (Section 2)
- Local knowledge and context provided by the Local Government (Section 3) that explains particular issues and trends in their area.
- The approach to optimising utilisation of existing services in the LGA (Section 4.4), and
- Other sources, such as modelling undertaken by Local Governments and local data.

The KISP measures a service's capacity to deliver funded kindergarten in terms of the number of children it could enrol in Three and Four-Year-Old Kindergarten. The number of funded kindergarten places is different from a service's licensed or approved places, which count the number of children permitted to attend the service at any one time under the license. Many services can enrol more children in their funded kindergarten program(s) than they have licensed places for because they can run more than one kindergarten program per week. Kindergarten places are therefore a more accurate measure of service kindergarten capacity than licensed places.

Three-Year-Old Kindergarten places have been presented as 15-hour places so they can be easily compared to Four-Year-Old Kindergarten places. Moreover, when Three-Year-Old Kindergarten is fully rolled-out in 2029, every three-year-old child will have access to 15-hours of kindergarten.

From 2023 all providers will have flexibility to determine how many hours of funded Three-Year-Old Kindergarten they deliver per week, with a minimum of five hours and a maximum of 15-hours funded pro-rata. It is expected that hours offered will vary. Given this variation, **it is important to be aware that during the transition to all three-year-old children receiving 15-hours of funded kindergarten per week in 2029, the 15-hour places presented in this report may represent multiple three-year-old places that individually receive less than 15-hours of kindergarten per week.**

These estimates have been developed at an LGA and community level to show the overall forecast and variation within an area. The KISP defines community at the Statistical Area Level 2, which is medium-sized areas which represent a community that interacts socially and economically, with a population range of 3,000 to 25,000 people, and an average population of about 10,000 people.

### 4.3 SUMMARY OF CURRENT KINDERGARTEN PROVISION

The figures below provide a summary of current kindergarten provision within the LGA and provide relevant context for the estimates of demand for funded kindergarten places included in Section 4.5. The data included in this section are largely drawn from:

- The Kindergarten Capacity Assessment Program (KCAP), collected between June and October 2019.
- The Department's Kindergarten Information Management System (KIMS), as at 2019.
- The Department's Quality and Regulatory Division (QARD) monitoring data, as at 2019.
- The National Quality Agenda IT System (NQAITS), as at March 2021.
- The Victorian Child and Adolescent Monitoring System (VCAMS), as at 2018.

Please note that, because these sources were collected at different points, this may result in slightly different totals appearing in the below data.

### Number of services by service type (NQAITs, 2021)

Stand-alone kindergartens	19
Long day care centres	52


### Percentage of services by management type, LGA level (NQAITs, 2021)

Type	Percentage
Local Government	4%
Private not for profit	42%
Private for profit	45%
Other	9%

### Current kindergarten offering

Four-Year-Old Kindergarten participation rate (VCAMS, 2018):	90%
Number of services that offer a funded kindergarten program (DET, 2019):	54
Number of services that offer an unfunded Three-Year-Old Kindergarten program (DET, 2019):	35

### Hours of unfunded 3YO programs currently offered (DET, 2019):



## 4.4 APPROACH TO OPTIMISING THE USE OF EXISTING SERVICES AND INFRASTRUCTURE

### Change management strategies to optimise existing services and infrastructure

Children can often be accommodated through existing spare places and by services ‘unlocking’ unused capacity. As the experience of providers in the 2020 Three-Year-Old Kindergarten roll-out LGAs shows, while the optimisation of existing services can be challenging, it is highly time- and cost-effective compared to building new capacity through infrastructure projects. It also helps target infrastructure investment to the places that need it most and avoids over-supplying the local market.

Glen Eira City Council and the Department have supported providers and services to maximise their kindergarten places through the following change management activities and practices:

- Increasing the capacity of any services operating in a Council-owned facility and participating in Council’s Central Registration Scheme by:
  - Increasing the number of kindergarten groups provided.
  - Using different timetables, including running 7.5-hour days.
  - Changing the delivery model, such as introducing rotational models or mixed-age groups.
  - Having degree-qualified kindergarten teachers leading integrated kindergarten programs in long day care settings.
- Encouraging and supporting all providers and services in the LGA to undertake change management.

Glen Eira City Council and the Department have estimated how many Three and Four-Year-Old Kindergarten places can be accommodated through existing services in the LGA (**Table 1**). Both parties are committed to helping providers and services offer these kindergarten places before progressing to funded infrastructure solutions to meet demand. This commitment is reflected in the LGA and community level estimates below (**Table 2** onwards), which assume that demand will be met first through existing services and second through additional infrastructure. Note that in some cases the number of kindergarten places that can be offered through existing services may exceed demand for kindergarten places.

**Table 1: Total estimated funded kindergarten places that can be offered by optimising existing services and infrastructure across the LGA, between 2021-29 (presented in 15-hour equivalent places)**

	2021	2022	2023	2024	2025	2026	2027	2028	2029
Estimated existing supply of kindergarten places*	4,714	4,841	4,807	4,807	4,807	4,807	4,807	4,807	4,807

\*This may be higher than current three and four-year-old enrolments as it includes any spare places that are currently available or could be generated by making some minor adjustments to programming approaches.

#### **4.5 AGREED ESTIMATES OF DEMAND FOR FUNDED KINDERGARTEN PLACES THAT CANNOT BE MET THROUGH EXISTING SERVICES AND INFRASTRUCTURE**

The below estimates (**Table 2** onwards) have been developed by Glen Eira City Council and the Department to illustrate the estimated:

1. Total number of Three and Four-Year-Old Kindergarten places expected over the roll-out period.
2. Three and Four-Year-Old Kindergarten places that cannot be accommodated by optimising existing services and infrastructure over the roll-out period.

These estimates have been developed to reflect that the increase in demand for Three-Year-Old Kindergarten places will be gradual.

In estimating how many Three and Four-Year-Old Kindergarten places cannot be accommodated by existing services and infrastructure, Glen Eira City Council and the Department have taken into account any new places that will be made available through planned expansions of existing services or new services, into estimates of existing supply, where this information is available. This may include Local Government owned services being developed and planned Kindergartens on School Sites.

These estimates do not, however, estimate how and when the broader sector will expand to meet the additional demand for kindergarten places that are estimated over the roll-out period.

Infrastructure need in the LGA and its local communities is indicated by the bottom rows of the tables in this section (**Table 2** onwards): ‘Total kindergarten places that cannot be accommodated by existing services’. For example, if the number of kindergarten places for the LGA or a community is above zero in this row, it means that the area is estimated to need additional infrastructure (noting that further optimisation which avoids the need for additional infrastructure may be possible). Any type of provider – Local Government, not-for-profit or for-profit – can build this additional infrastructure. If this row shows all zeros, it means that there is no estimated need for additional infrastructure in the area.

Local Government and not-for-profit kindergarten providers must refer to the estimates in this section when applying through the Building Blocks Capacity Building Grants stream for Government funding. Under this stream, projects must be in a community where there is infrastructure need as shown in the community’s table of estimated demand for kindergarten places (i.e. there are numbers in the bottom row above zero). Projects in LGAs or communities where demand can be met through existing services (i.e. the bottom row shows all zeros) are not eligible for funding under this stream. It is noted that the Local Context section of this document will also be taken into account when assessing whether there is unmet demand in an SA2 (as per the Building Blocks Capacity grants guidelines), which may vary this requirement.

### LGA estimates

**Table 2: Total estimated three and four-year-old kindergarten places between 2021-29 (presented in 15-hour equivalent places)**

LGA level estimates	2021	2022	2023	2024	2025	2026	2027	2028	2029
Total estimated demand for kindergarten places (three and four-year-old children)	1,726	2,279	2,538	2,786	3,000	3,346	3,562	3,783	4,061
Total kindergarten places that cannot be accommodated by existing services	0	0	0	0	0	0	0	7	53



## Community estimates

**Table 3-11: Total estimated three and four-year-old kindergarten places between 2021-29 (presented in 15-hour equivalent places)**

<b>Bentleigh – McKinnon estimates</b>	<b>2021</b>	<b>2022</b>	<b>2023</b>	<b>2024</b>	<b>2025</b>	<b>2026</b>	<b>2027</b>	<b>2028</b>	<b>2029</b>
Total estimated demand for kindergarten places (three and four-year-old children)	300	386	428	466	499	553	592	631	677
Total kindergarten places that cannot be accommodated by existing services	0	0	0	0	0	0	0	7	53

<b>Bentleigh East (North) estimates</b>	<b>2021</b>	<b>2022</b>	<b>2023</b>	<b>2024</b>	<b>2025</b>	<b>2026</b>	<b>2027</b>	<b>2028</b>	<b>2029</b>
Total estimated demand for kindergarten places (three and four-year-old children)	146	212	243	274	301	346	384	423	471
Total kindergarten places that cannot be accommodated by existing services	0	0	0	0	0	0	0	0	0

<b>Bentleigh East (South) estimates</b>	<b>2021</b>	<b>2022</b>	<b>2023</b>	<b>2024</b>	<b>2025</b>	<b>2026</b>	<b>2027</b>	<b>2028</b>	<b>2029</b>
Total estimated demand for kindergarten places (three and four-year-old children)	243	301	328	353	374	408	427	446	469
Total kindergarten places that cannot be accommodated by existing services	0	0	0	0	0	0	0	0	0

<b>Carnegie estimates</b>	<b>2021</b>	<b>2022</b>	<b>2023</b>	<b>2024</b>	<b>2025</b>	<b>2026</b>	<b>2027</b>	<b>2028</b>	<b>2029</b>
Total estimated demand for kindergarten places (three and four-year-old children)	108	175	203	233	258	293	293	293	293
Total kindergarten places that cannot be accommodated by existing services	0	0	0	0	0	0	0	0	0

<b>Caulfield – North estimates</b>	<b>2021</b>	<b>2022</b>	<b>2023</b>	<b>2024</b>	<b>2025</b>	<b>2026</b>	<b>2027</b>	<b>2028</b>	<b>2029</b>
Total estimated demand for kindergarten places (three and four-year-old children)	366	458	507	554	595	660	700	741	793
Total kindergarten places that cannot be accommodated by existing services	0	0	0	0	0	0	0	0	0

<b>Caulfield – South estimates</b>	<b>2021</b>	<b>2022</b>	<b>2023</b>	<b>2024</b>	<b>2025</b>	<b>2026</b>	<b>2027</b>	<b>2028</b>	<b>2029</b>
Total estimated demand for kindergarten places (three and four-year-old children)	156	212	236	260	279	312	333	354	374
Total kindergarten places that cannot be accommodated by existing services	0	0	0	0	0	0	0	0	0

<b>Elsternwick estimates</b>	<b>2021</b>	<b>2022</b>	<b>2023</b>	<b>2024</b>	<b>2025</b>	<b>2026</b>	<b>2027</b>	<b>2028</b>	<b>2029</b>
Total estimated demand for kindergarten places (three and four-year-old children)	195	245	269	292	312	346	378	413	469
Total kindergarten places that cannot be accommodated by existing services	0	0	0	0	0	0	0	0	0

<b>Murrumbeena estimates</b>	<b>2021</b>	<b>2022</b>	<b>2023</b>	<b>2024</b>	<b>2025</b>	<b>2026</b>	<b>2027</b>	<b>2028</b>	<b>2029</b>
Total estimated demand for kindergarten places (three and four-year-old children)	73	105	119	133	144	164	176	189	204
Total kindergarten places that cannot be accommodated by existing services	0	0	0	0	0	0	0	0	0

<b>Ormond - Glen Huntly estimates</b>	<b>2021</b>	<b>2022</b>	<b>2023</b>	<b>2024</b>	<b>2025</b>	<b>2026</b>	<b>2027</b>	<b>2028</b>	<b>2029</b>
Total estimated demand for kindergarten places (three and four-year-old children)	138	184	204	222	238	264	279	293	311
Total kindergarten places that cannot be accommodated by existing services	0	0	0	0	0	0	0	0	0

# 5. AUTHORISATION

The Area Executive Director (Bayside/Peninsula) of the Department of Education and Training and the Chief Executive of Glen Eira City Council endorse this Kindergarten Services and Infrastructure Plan (KISP) for City of Glen Eira by signing on ..... / ..... / .....

This KISP is not intended to create legal relations or constitute a legally binding contractual agreement between the parties. The parties may review this KISP in 2024 to publish a new version that will replace the previous version.

An out-of-cycle review may be triggered if both parties agree that there has been a change in relevant data, information or the local early childhood sector that significantly affects the reliability of a KISP's estimates for planning purposes.

Signed for and on behalf and with the authority of Glen Eira City Council

.....  
Signature


.....  
Witness Signature


Name: Rebecca McKenzie

Title: Chief Executive Officer

Address: PO Box 42, Caulfield South, Victoria 3162

**Signed by Area Executive Director (Bayside/Peninsula), Department of Education and Training**

  
.....  
Signature

  
.....  
Witness Signature

Name: Simon Hamilton

Title: Area Executive Director (Bayside/Peninsula)

Address: PO Box 381, Moe, Victoria 3825