



Education
and Training

Kindergarten Infrastructure and Services Plan

City of Casey

CONTENTS

| | | |
|-----------|---|-----------|
| 1. | Introduction | 3 |
| 1.1. | Reform context | 3 |
| 1.2. | Purpose of KISPs | 3 |
| 1.3. | How to use the KISP | 3 |
| 1.4. | Structure of the KISP | 3 |
| 1.5. | Disclaimer | 4 |
| 2. | Map of Early Childhood Education services in City of Casey | 4 |
| 3. | Local context | 6 |
| 3.1 | Purpose | 6 |
| 3.2 | Key considerations | 6 |
| 4. | Funded kindergarten enrolment estimates between 2021-29 for City of Casey | 21 |
| 4.1 | Purpose | 21 |
| 4.2 | Methodology | 21 |
| 4.3 | Summary of current kindergarten provision | 22 |
| 4.4 | Approach to optimising the use of existing services and infrastructure | 23 |
| 4.5 | Agreed estimates of demand for funded kindergarten places that cannot be met through existing services and infrastructure | 24 |
| 5. | Authorisation | 31 |



1. INTRODUCTION

1.1. REFORM CONTEXT

In an Australian first, the Victorian Government has committed to implement Three-Year-Old Kindergarten for all children over a 10-year roll-out with a total investment of almost \$5 billion, including \$1.68 billion to support the infrastructure expansion required for the reform. This reform will add another year of universal funded kindergarten so that, by 2029, all children in Victoria will have access to two years of play-based learning through a funded kindergarten program.

1.2. PURPOSE OF KISPS

Three-Year-Old Kindergarten will require a large expansion of kindergarten across the State. The Government has invited all 79 Victorian Local Governments to discuss and agree upon a Kindergarten Infrastructure and Services Plan (KISP) for their Local Government Area (LGA).

Each KISP has been jointly developed with Local Government and published to estimate the growth in demand for kindergarten within the LGA. The KISPs will help all kindergarten providers meet demand and provide a clear picture of infrastructure need across the State.

While a KISP is not a funding document and does not define required infrastructure projects or commit any party to funding specific projects, it is expected that future investment requests through Building Blocks and funding decisions about Local Government and not-for-profit projects would align with the relevant KISP.

1.3. HOW TO USE THE KISP

Each KISP contains estimates of future kindergarten supply of, and demand for, Three and Four-Year-Old Kindergarten places against existing enrolment capacity. Not-for-profit and for-profit providers can use these estimates to inform their plans to expand kindergarten programs, establish new services or invest in new or extended facilities.

For example, KISPs provide demand estimates in terms of where, when and how much demand for kindergarten places will grow in an LGA. KISPs also estimate where and how many kindergarten places providers can accommodate in existing facilities before an area needs new infrastructure to meet demand. The estimates can be used to inform decisions about where and when expansions of kindergarten program capacity and the construction of new or extended facilities are needed to meet demand growth.

Where there is an agreed KISP for the LGA, the Local Government and not-for-profit kindergarten providers seeking co-investments through the Building Blocks Capacity Building stream must refer to, and align their proposed project with, the infrastructure need identified in the KISP.

1.4. STRUCTURE OF THE KISP

Each KISP consists of the following sections:

- **Section 1:** A short introduction to the Three-Year-Old Kindergarten reform and the KISP.
- **Section 2:** A map of existing and planned Early Childhood Education and Care service locations.
- **Section 3:** Local knowledge and context relevant to the expansion of kindergarten services.
- **Section 4:** Funded kindergarten demand estimates.

1.5. DISCLAIMER

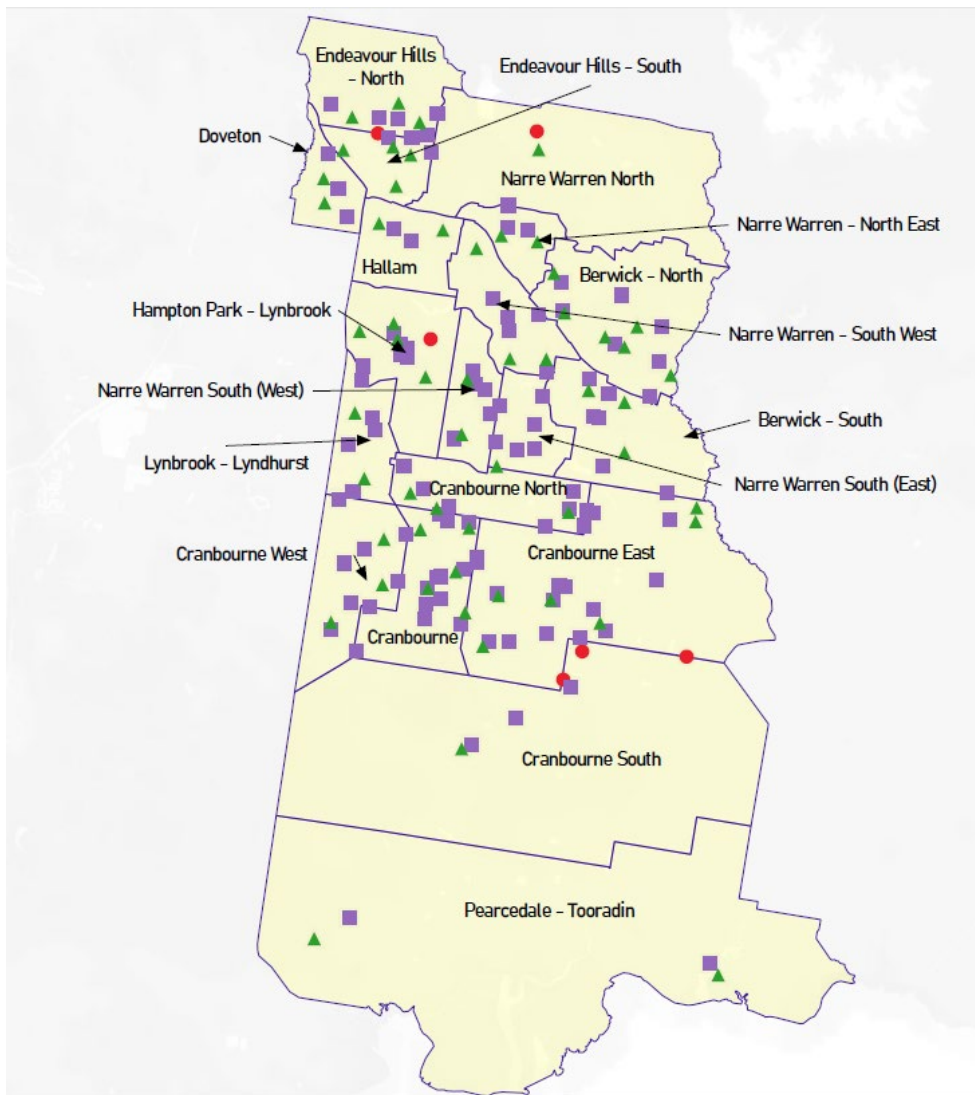
All data presented in this document are estimates only and are based on the best information available to the Department and Local Government at the time. They are published on an as-is basis and are for informational purposes only. They are subject to adjustment in response to market forces and as new data and other relevant information becomes available. The data may under- or over-estimate both total demand in a given location or year and the capacity for new demand to be met by providers. As a result, operational and business decisions should not be made solely based on this document. Any use of this data is solely at the risk of the user. The Department and Local Government accept no responsibility for any loss or damage, either direct or incidental, that may result from the use of the data.

2. MAP OF EARLY CHILDHOOD EDUCATION SERVICES IN CITY OF CASEY

The map below shows the distribution of currently operating and new services that are planned to open in the future in the LGA and across its communities.

This map has been prepared using Departmental data, from both the National Quality Agenda IT System (NQAITS) and the Victorian School Building Authority (VSBA). Where applicable, this map has been refined by the Casey City Council and the Department to capture other services that are planned to open in the future.

| Service Name | Suburb | Total Licensed Capacity Proposed by project |
|---|--------------------|---|
| Eliston Family and Community Centre | Clyde North | 99 |
| Clyde Township Family and Community Centre (Interim Name) | Clyde | 99 |
| Harkaway Hills Kindergarten | Narre Warren North | 66 |
| Orana Community Place Early Years Hub | Clyde North | 30 |
| Southern Cross Kindergarten | Endeavour Hills | 66 |
| Strong Drive Kindergarten (expansion) | Hampton Park | 22 |
| Total licensed capacity | | 437 |



- Key**
- Existing KGN services
 - Existing LDC services
 - Services expected to open within 12 months

3. LOCAL CONTEXT

3.1 PURPOSE

Local, place-based knowledge and context play an important role in supporting the implementation of Three-Year-Old Kindergarten across Victoria. This section of the KISP documents this knowledge and context and has informed the funded kindergarten enrolment estimates in Section 4.

3.2 KEY CONSIDERATIONS

INTRODUCTION

In partnership with the Department of Education and Training (DET), the City of Casey Council (Council) is committed to the rollout of funded three-year-old kindergarten across the municipality. Council has decided to be a provider of this service starting with the introduction of five hours initially in 2022, scaling up to 15 hours by 2029. To do this, Council must assess the capacity of its existing service and infrastructure to accommodate the rollout and plan for future services and infrastructure, particularly where gaps arise.

In 2021, Council employs over 250 educators and manages 48 four-year-old kindergarten facilities. Council is currently the only Early Years Manager based in the municipality and this places Council in a unique situation. Council holds a 57% market share of funded four-year-old programs and a 95% market share of the sessional market (DET, July 2021).

Prior to 2022, the Casey community had limited access to unfunded three-year-old kindergarten programs, with only 14 available. Council does not provide long day care services or its infrastructure.

As one of the fastest growing municipalities in the state and country, Casey is seeing rapid change in the needs of its community and is challenged by the lack of data to support planning efforts. In addition to this, for its own internal planning Council uses a different forecasting approach to DET which may result in different priorities in terms of meeting the agreed estimates of unmet demand. See section 2.6 for an analysis on some of these differences. Council is committed to working alongside DET to resolve differences and note where further work is needed.

Key demographic trends that influence demand for kindergarten

CURRENT POPULATION CHARACTERISTICS

The City of Casey has the most residents of any municipality in Victoria. The population has grown from 312,800 (2016) to an estimated 380,500 in 2021. This makes Casey the second largest growing municipality in Victoria and the seventh largest growing in Australia. Last year (2020), Casey grew by 12,700 people and is expected to increase by 11,300 in 2021¹.

Age diversity

Casey experiences growth across all age groups. The largest age cohort in Casey is young children from birth to four years of age. Over half of all households include children (45% couples with children, 11% single parent with children). By 2031, the largest age cohort will be primary school aged children. There is pressure on early years services (maternal and child health and kindergarten), as well as transport, sport and recreation and youth programs to meet demand. While

¹ All data in section 2 is sourced from Forecast .id 2019 or Profile .id 2016 unless otherwise noted.

lower in whole numbers, older age cohorts are expected to significantly increase. There is an expected increase of 164% in people aged 70 years. It is recognised that the requirements for aged and disability services is also increasing and will continue to grow.

Zero to four-year olds

There are an estimated 31,800 zero to four-year olds within the city of Casey, expected to grow to 42,200 by 2041 (an additional 10,000 children).

The suburbs of Clyde and Clyde North are expected to host the largest number of four-year olds within the municipality (14,800 or 35% of all children). The majority of children aged zero to four (62%) live in households with a mortgage, which indicates that many young families in Casey have significant financial commitments. At the same time, 16.8% of children aged zero to four years old likely live in households with multiple incomes where the weekly household income is between \$2000-\$2499.

Cultural diversity

Casey's population is diverse. Half of Casey residents have at least one parent born overseas, or were born overseas themselves, from more than 150 different countries. There are over 100 faiths represented in Casey.

Almost 36% of Casey residents speak a language other than English at home. Of those who speak a language other than English, 15% are not proficient in English, requiring Council to be mindful of English literacy when engaging with the community.

Outside of Australia, the top five countries of birth for Casey residents are India, Sri Lanka, United Kingdom, Afghanistan and New Zealand.

Education and employment

44% of Casey residents do not have a qualification and a further 20% have a vocational qualification. The top industries that Casey residents work in include Manufacturing, Health Care and Social Assistance, Retail, and Construction. Approximately 10% of youth in Casey (aged 15-24) are not enrolled in education or employed.

According to the Australian Early Development Census (AEDC; 2018), 20% of children aged 0-5 who attended a pre-school program were developmentally vulnerable on at least one domain. A further 10% were vulnerable on two or more domains. Key suburbs where there were high rates of vulnerable children include Devon Meadows (small in whole numbers; 19.5%), Eumemmerring (19.4%), Doveton (19%), and Hallam (17.3%)

Approximately 5% of children in 2018 had special needs and a further 13% were identified by teachers as requiring further assessment.

Birth rates

The City of Casey continues to see high birth rates year on year, which is common for a growth area municipality. As couples look to grow their families, they generally seek single family homes that are relatively affordable.

In the 2020/21 financial year, Casey data recorded 5,721 births (including transfers), compared to around 5,300 in the previous financial year. There were a total 266 babies who transferred into Casey, and 183 who transferred out. The top five suburbs with the most births, including transfers are:

- Clyde North – 797 births
- Berwick – 497
- Hampton Park – 419

- Cranbourne East – 404
- Cranbourne West – 387

It should be noted that Hampton Park and Berwick are not considered growth areas in Casey. This means that Council needs to ensure that existing infrastructure is maintained and renewed to keep pace with expected growth.

Aboriginal and Torres Strait Islanders

Casey is home to the largest Aboriginal and Torres Strait Islander population in the South East Metro Region and third largest in Greater Melbourne. Approximately 1,940 Aboriginal and Torres Strait Islander people call Casey home (2016 ERP: re-released 2018). 38% are couple families with children, 27% are one parent families and 17% are couples without children. There are more female Indigenous Australians living in Casey (51.3%) than there are men (48.7%).

Indigenous Australians in Casey are quite young. Casey has the second largest (58.4%) Aboriginal and Torres Strait Islander youth population (under 25) in Greater Melbourne (ABS, 2016). Additionally, 26.5% of Indigenous Australian's in Casey are aged zero to nine years old.

17.9% of Aboriginal and Torres Strait Islander children (four-year-olds) were considered developmentally vulnerable on two or more domains (AEDC 2018, adapted by PHIDU 2021). This is slightly lower than the Casey average overall.

Socio-economic disadvantage

On average, the City of Casey is neither advantaged nor disadvantaged with a SEIFA score (disadvantage) of 1004. However, Casey is home to one of the most disadvantaged suburbs in the state - Doveton-Eumemmerring with a score of 825.8 – followed by Hampton Park (926.6), Junction Village (943.3), Cranbourne (945.9) and Hallam (947).

POPULATION GROWTH – FUTURE POPULATION

Casey is expected to be home to 549,200 residents by 2041. While Casey has a young population with lots of children parents, or prospective parents, it also has an increasing ageing population.

The development suburbs of Clyde and Clyde North will absorb over 67% of Casey's projected future growth, primarily made up of young families and home builders who move to the area and start their families.

By 2041, the largest age cohort is expected to be zero to nine-year old's, making up 15.6% of Casey's population. The 10-14 year age group is expected to double, the 75-79 year age group is expected to triple, the 80-84 year age group is expected to quadruple and the elderly aged (85 years and over) is expected to triple by 2041.

Older areas such as that Endeavour Hills and Berwick will continue to attract older people, which is likely due to diverse housing options including aged care and residential living, as well as access to health services in Dandenong and Berwick. In the long term, growth in the older age groups around Narre Warren and Cranbourne is expected as new housing typologies emerge around key activity centres.

It should be noted that this data is based on Council's understanding of local trends alongside. id's forecast methodology, and that DET use VIF data to understand local trends.

Families moving in

On average, Casey sees anywhere from 80 to 100 new families moving in each week (Growth Indicators Dashboard, 2021). In 2020/21, around 3,900 new families moved to Casey, similar to the previous year which recorded 4,100 families. Despite the recent pandemic, growth in Casey is expected to continue in the short to medium term. This is further validated by the number of new lots that have been lodged (5,700) and settled (5,500) in 2020/21. This is significantly higher than the previous year which recorded 3,200 lots lodged and 4,500 settled.

KINDERGARTEN PREFERENCES AND COMMUNITY ENGAGEMENT

With the implementation of funded three-year-old kindergarten programs to commence in Casey from 2022, this gives rise to many unknowns, given the community has not previously had consistent access to funded three-year-old programs. In understanding the community interest in and their preferred setting for a funded three-year-old kindergarten program, Council undertook a community survey in May 2021.

From this survey 1,008 responses were received, with 18% of respondents stating that they would register for sessional three-year-old kindergarten in 2022 if fees are affordable.

Families would prioritise a three-year-old kindergarten by choosing:

- One that offers both years of kindergarten (three-year-old and four-year-old programs)
- One that is closest to their home
- One that is closest to the primary school their child will attend

Families would prioritise a four-year-old kindergarten by choosing:

- One that is closest to the primary school their child will attend
- One where their child attended a three-year-old kindergarten program
- One that is closest to their home
- Market demand – private and council provided percentage split

Council also knows that families highly value their children attending the one centre for both three- and four-year-old kindergarten. Of the 1,008 community survey responses, when asked how important it is for their child to attend three-year-old and four-year-old kindergarten at the same centre:

- 51% said very important
- 32% said important
- 13% said neither important nor unimportant
- 3% said unimportant
- <1% said very unimportant

In Council's experience (supported by the engagement), stand-alone facilities are less preferred by families and generally see less up take. Co-location of services near schools or other key infrastructure is preferred.

PRIVATE LONG DAY CARE PREFERENCES AND FOR-PROFIT SERVICES

There is limited publicly available data to understand the demand, participation or preferences for kindergarten within a long day care setting. Given a main driver in the *for-profit* long day care service is the ability to make a profit, they are more likely to flex and alter their kindergarten delivery model from year to year. This makes it more challenging to understand the annual supply of funded three-year-old kindergarten places.

In addition to this, the estimates of unmet demand in section 4.5 reflect certain modelling assumptions about the extent to which funded three-year-old kindergarten will be available through long day care services. If there is less access through long day care than has been assumed, there may be an over-estimation of the supply of funded places in the modelling, resulting in unforeseen demand on Council services that is not currently reflected in the estimates. Council will work closely with DET to manage this and review with the latest data where possible.

Casey families have traditionally favoured sessional kindergarten over kindergarten offered through a long day care setting. In some areas where families are not offered sessional places, anecdotally it is understood that the child may not attend a kindergarten service.

There are many factors that impact on this decision including the cost of long day care where many of Casey families are employed in lower earning, traditional 'blue collar' jobs or other barriers experienced by the family (i.e. access to car/transport). When families were asked if the length of funded kindergarten hours impacted on this decision, it was found that a family's preference for sessional kindergarten increased with the hours of funded kindergarten available (see table 1).

| Response | Preference for 5 hours of funded kindergarten | Preference for 15 hours of funded kindergarten |
|--|---|--|
| Register their child for sessional kindergarten | 39% | 50% |
| Register their child for sessional kindergarten if the kindergarten of their choice was offering the program | 19% | 21% |
| Register their child for sessional kindergarten if the fees were affordable | 18% | 16% |
| Register their child in a kindergarten at a Child Care Centre where longer care hours are available | 15% | 11% |
| Wait until more funded hours were available | 7% | |
| Other | 2% | 2% |

Table 1: Community engagement survey results on three-year-old kinder preferences – City of Casey 2021.

COVID-19 IMPACT ON DEMAND AND SERVICE PROVIDERS

Anecdotally, COVID-19 has impacted the complexity of support required through the Preschool Field Officer Program (PSFO) program. Due to a lack of opportunities for children to access a range of social rich environments, children are presenting with several social and emotional developmental concerns. Also evident is the high number of children presenting with comorbidity of developmental concerns, including fine and gross motor development, language and communication and social and emotional development.

It has also been identified that many children supported by the PSFO in 2021 have not been able to access Early Intervention, such as speech therapy, occupational therapy, or specialist paediatric services.

This has led to an increase in the number of children presenting with global developmental concerns, which historically would have been identified and supported earlier. This may increase the number of children accessing a second year of kindergarten which would then reduce the number of places available for children undertaking their eligible year of kindergarten. This will need to be monitored and investigated further to understand the impact.

Overall, kindergarten services have continued to operate with little interruption throughout the pandemic.

In 2020, Casey conducted a COVID-19 tracking survey over three waves to gain insight into the initial impact of the pandemic. Almost half of all respondents (1,684 in the 3rd wave) indicated they were financially worse off due to Covid-19. There were more instances of this for people from Culturally and Linguistically Diverse Backgrounds. This indicates that there are families in Casey who may prefer Council sessional kindergarten due to financial constraints following the pandemic.

There has been an increase in PSFO program requests of more than 60% in 2020 and a 13% increase in 2021, compared to 2019.

| Date range | No. of referrals | Female | Male |
|---------------------|------------------|--------|------|
| 1/1/2019 – 8/6/2019 | 175 | 49 | 126 |
| 1/1/2020 – 8/6/2020 | 291 | 80 | 211 |
| 1/1/2021 – 8/6/2021 | 197 | 45 | 152 |

DIFFERENCES IN MODELLING AND APPROACHES

While DET and Council have worked collaboratively to develop and agree the KISPs estimates of demand and unmet demand, Council uses different assumptions and methodologies for its own internal analysis, planning and prioritisation of its responses to unmet demand, as outlined below:

- Council uses Forecast .id population data and DET use Victoria In Future (VIF) data. To reconcile this, a midpoint has been agreed upon for the modelling.
- SA2s (Statistical Areas Level 2) are medium-sized general-purpose areas (in some cases, suburbs) as defined by the ABS and Australian Statistical Geography Standard (ASGS). They are designed to represent a community that interacts together socially and economically (ABS, 2016). SA2s are used by DET for planning purposes, whereas Council

prefers an alternative definition of areas for planning purposes. The boundaries between SA2 areas and forecast.id areas are different. In some cases, a single SA2 may encompass multiple forecast.id areas, while in others it may split a suburb (for example, Endeavour Hills and Berwick). Using SA2s can also result in large areas of population, for example the Cranbourne East SA2 encompasses both Cranbourne East and Clyde North which, even on their own, are large sized suburbs which have and will continue to see huge population growth.

- The KISP estimates reflect assumptions about the redistribution of demand between SA2s that may not be fully consistent with service access via transport pathways, family choice and preference. Council and DET will monitor the implications of this as the service rolls out.
- The KISP shows estimated overall demand and unmet demand, so there is no indication of where a Council service is oversubscribed in high demand areas. Moreover, while the KISP may show that an SA2 has sufficient supply because there is a long day care provider to absorb the demand, this may not represent what is currently happening in that area. This is where Council kindergarten enrolment data can support in understanding what is happening at a local level or specific service. Council will monitor with DET to gain a better understanding of market share through the modelling.
- An initial three-year-old funded kindergarten participation rate of 70% has been assumed in the KISP. In Council's experience this is high and actual participation is expected to be lower. Council will continue to monitor participation rates and liaise with DET in future reviews. Council expects the data modelling to be more accurate following the next review where live three-year-old participation data can be used for modelling.
- There is a short-term impact on the number of Council places allocated in the modelling particularly where renewal/upgrade works are taking place and the facility is vacated. This adds further pressure on Council services.
- Data used in KISP estimates is from 2019, while Council uses 2020 enrolment data in their modelling (which includes free kinder offered from Term 2 to Term 4). Enrolments used in the KISP's estimates can only be assumed for three-year-olds as there is no three-year-old funded kindergarten participation data at this point.

In an SA2 where three- and four-year old enrolments in kindergarten and long day care settings remain higher than estimated demand for combined funded places assumed in the KISP, Council will monitor actual funded uptake and enrolments to ensure the assumption remains accurate. If the assumption does not hold true, this would result in higher levels of unmet demand which will require targeted approaches to address.

This assumption is most evident in the SA2s of Berwick North, Cranbourne, Endeavour Hills North, Narre Warren – South West and Narre Warren South (East), and to a lesser extent in Cranbourne North and Narre Warren South (West) SA2s.

Council's view is generally in alignment with the agreed KISP estimates for the majority of SA2 areas. Council has also recognised variations in modelling outcomes in the below SA2 areas because of differences in modelling approaches or additional local Council knowledge. Council will monitor these areas and work with DET to further investigate any unmet demand. An assessment for each of the SA2s where Council has more local knowledge is outlined below.

Cranbourne East SA2

Council expects to see unmet demand earlier than 2026 due to the over subscription of Council services. Selandra, Ramleigh and Livingston Kindergartens will be close to maximum capacity in 2022 with the introduction of a three-year old program at these services. The capacity multiplier

across these three services is nearing 3:1, indicating no further capacity is available through change management approaches.

In 2020, Cranbourne East was the State's largest growing suburb (2nd in Australia). Given this SA2 encompasses both Cranbourne East and Clyde North, there will be significant growth within this area which will require accelerated infrastructure in place to meet future service demand. Clyde (neighbouring suburb) and Clyde North are expected to make up 67% of Casey's future population growth, adding further pressure on this SA2 as development takes place.

Cranbourne North SA2

Arbourlea Kindergarten is under considerable pressure with the addition of a three-year old program in 2022. Enrolment preferences for 2022 already exceed service capacity, indicating Council to be the preferred choice for families. Arbourlea will see a capacity multiplier of almost 3:1 in 2022 with no further capacity achievable through change management options.

The KISP modelling assumes that capacity in long day care will be taken up over time, however if this assumption does not hold true, this would result in higher and earlier unmet demand and needs to be monitored.

Doveton SA2

Council views this SA2 as an area of high priority where capacity issues need to be addressed quickly.

Council will experience oversubscription in its only service in this SA2 in 2022 with the introduction of a three-year old program. Enrolment preferences are already beyond service capacity and this SA2 also has a long history of late enrolments. Generally, families in areas with higher levels of socio-economic disadvantage such as Doveton will prefer local Council services. If barriers exist to accessing this service either due to transport or the centre is at capacity, then the child may not attend any kindergarten program.

The Autumn Place Community Hub has 2 kindergarten rooms, with a Stage 2 future extension identified in the Autumn Place Master Plan. This, however, does not include any further early years space and is not currently funded.

There is only one public school (P-9) in Doveton SA2 which currently operates a long day care program in 2021 which Council understands anecdotally to have limited capacity for extension on the current land footprint.

Hampton Park-Lynbrook SA2

Council views this SA2 as area of high priority where capacity issues need to be addressed quickly.

Similar to Doveton SA2, preference is for sessional kindergarten in this SA2 and families will generally only list one kindergarten preference due to access barriers (i.e. transport, financial). This SA2 also experiences a high rate of late enrolments and a child may not attend any kindergarten program if the preference cannot be accommodated.

Kindergartens in this SA2 are generally single unit services and are all experiencing pressure. The ability for change management approaches in this area is limited as changing the service model to 7.5 hours does not suit many local families.

The Hampton Park suburb has historically seen many transient families flowing through as well as a high birth rate and a high number of Maternal and Child Health transfers-in. This indicates that the area has a high number of young children requiring a kindergarten place.

Narre Warren North East SA2

Council views this SA2 as area of priority where capacity issues need to be addressed, however believe there are other SA2 areas where priority is deemed higher.

Council agrees with the estimated shortfall in this area, however with some potential changes to services in both this SA2 and Narre Warren North SA2, it is anticipated that the timing of unmet demand may occur later. It should also be noted that KISP modelling includes a licenced room at Maramba Kindergarten that is running a different service (community playgroup). This cannot be expected to change use to a kindergarten service as it would displace other essential community programs. It will also accommodate another service temporarily while upgrade works are being undertaken.

Oatlands Kindergarten will also be heavily utilised. Both Council facilities in this SA2 have an inability to extend building footprint due to site constraints.

Narre Warren North SA2

Council views this SA2 as area of immediate priority where capacity issues need to be addressed urgently.

The KISP estimates assume that long day care capacity in this SA2 will be taken up over time. Council's experience suggests that a historical preference for, and oversubscription in, Council sessional kindergarten.

Narre Warren North Kindergarten will see a capacity multiplier of 3:1 in 2022 with no ability to increase capacity any further unless there is a successful site extension (currently in discussion). Already, there are more enrolment preferences for this service than able to accommodate with a long history of waiting lists, reinforcing family choice for this Council service. There is only one external LDC provider in this SA2 to support the demand.

In addition, while Harkaway Hills College Early Learning Centre will come online in 2022, in Council's view this service's capacity to address unmet demand in this SA2 will be mitigated by the following:

- Council experience and history indicates Narre Warren North Kindergarten is the preferred choice for local families;
- Families who chose the ELC are more likely to do so if the child will continue their education at the school onsite;
- Private fees may not be attractive to families;
- The ELC will also be accepting enrolments not only from families outside of the SA2, but likely also from neighbouring Councils such as Cardinia, Knox and Dandenong.

Pearcedale-Tooradin SA2

Council views this SA2 as area of immediate priority where capacity issues need to be addressed urgently.

Council's modelling aligns with DET across the SA2; however, Council expects the unmet local demand to be immediate rather than by 2026.

Family preference is for Council sessional kindergarten and Pearcedale Kindergarten is a service that has been oversubscribed for some time. In 2022, Pearcedale Kindergarten will accommodate a three-year old program and will see a capacity multiplier of 3:1 with no further change management options available to increase capacity further. Enrolment preferences for 2022 already exceed

capacity within the service. Considering the nearest sessional programs are 10-15 kilometres away, there are significant access issues for those families who are unable to access Pearcedale Kindergarten, especially if they do not have transport options.

It should be noted that part of the Pearcedale SA2 is not in Casey's LGA boundary. There are some families who are residing outside of Casey, i.e. Langwarrin South, travelling to attend the Pearcedale Kindergarten service. Anecdotally, this travel is to support the child's future attendance at Pearcedale Primary School. Access to travel data (school) and research on travel patterns could be shared between DET and Council to better understand and assess capacity issues.

Projects or trends that may influence supply of early childhood education and care

CHANGE MANAGEMENT

With the introduction of funded three-year-old kindergarten, additional pressure will be placed on existing early years infrastructure. To accommodate two years of kindergarten within existing and planned facilities, a significant change in Council's service delivery model will be required (change management).

It is likely that Council facilities in high growth areas, in particular Cranbourne East, Clyde and Clyde North will require a change management approach with staff, as many funded four-year-old programs will need to shift to 7.5-hour sessions for the facility to be able to accommodate a funded three-year-old program. Many services across Casey will require this shift as demand increases.

This shift in service delivery model will impact on families, with less choice available in both the length of three and four-year-old funded programs and the days that are offered. Offering a combined group of three and four-year old is Council's least preferred option, but flexibility with session programming cannot be fully understood until all enrolments for three-year-old are known.

INFRASTRUCTURE AND FUNDING TRENDS AND CHALLENGES

There are several Council services already at capacity with a four-year old program, some with a significant waiting list. For services operating a less efficient operating model, change management approaches may address the issue.

However, for those services already operating at the most efficient operating model, no further change management approach will produce any additional capacity and an investment in infrastructure may be required.

Council currently provides a service where community rooms can be used for a range of lifelong programs and services and can also be hired to the community. Some of these rooms have previously been licensed, however are currently for community use. Council's initial community services and infrastructure supply and demand data indicates that there is a current undersupply of community spaces in most areas across the municipality; change of use of these licenced community rooms would cause a further shortfall and displace other services such as playgroups, parenting programs and other allied services.

Council will only consider accommodating kindergarten places in licenced community rooms when all other options have been exhausted. It should also be noted that they are often used as interim kindergarten rooms during a renewal to an existing facility where services need to be relocated.

City of Casey Kindergarten Infrastructure Model

In line with Council's *Community Facility Planning Framework*, kindergarten services should be delivered as part of our preferred integrated facility model which may require additional grant or rates funding. may

FCCs include maternal and child health (MCH) services and community rooms for lifelong services, programs and activities that can be hired to the community including playgroups and allied services. Council funding for the entire facility may not be available in the same year as the State, and where KISP indicates the early years services are required.

In future, it is likely that more integration opportunities will be investigated where efficiencies can be made. For example, kindergartens within community hubs and/or recreation facilities. These types of major infrastructure projects will require a higher level of financial investment upfront and will be reliant on external funding.

The three kindergarten rooms normally delivered within an FCC, are based on population triggers for four-year old kindergarten only (*Community Facility Planning Framework*). It is also important to note that *Council's Community Facility Planning Guidelines* (internal operating document) include Facility Standards for Council's kindergarten rooms that differ to the State's, potentially resulting in a funding gap with DET grants.

Consultation with families has indicated a preference for a kindergarten *'that is closest to the primary school their child will attend'* as their highest priority when choosing a service. There is an example of this in Cranbourne West where a facility has had low enrolment numbers over a long period of time, primarily due to various issues with its location, including no adjacent school, and there are several other kindergartens where this is also the case.

City of Casey Existing Kindergarten Infrastructure

Existing facilities may need to be upgraded to include additional licensing requirements for three-year old funded kindergarten or the purchase of portable fittings, furnishings and equipment across facilities (i.e. built in or portable change-tables); while there are grants available to support some of this, Council has not budgeted for this infrastructure.

When considering increasing capacity through upgrade and extensions of existing infrastructure, Council is facing challenges with service continuity while live works are underway, often having to relocate services to other facilities or interim options causing significant disruption to families and costs for relocation.

Casey faces land constraints in our established areas which limits opportunities for expansion. In addition, we have a significant number of assets that are nearing their end of life. Infrastructure planning will need to strategically plan for the future of these assets, including options of consolidation and disposal. We do not currently have adequate information to inform these decisions, however it is anticipated that we will have more context in 18 months at the first KISP review.

City of Casey Future Kindergarten Infrastructure

At least 13 new FCCs with over 34 four-year old kindergarten rooms are forecast to be required within the next 10 years (to 2031) in Casey's growth areas alone (not including three-year old, and not including those outside of the 10 year plan).

Land constraints are also in growth areas, where some of Casey's adopted Precinct Structure Plan's (PSP's) do not have enough land allocated for our current model let alone any expansions to accommodate additional early years services.

Casey is facing several complex challenges in our growth areas, including:

- Access to land allocated for community facilities. The timing of estate development is at the behest of the development sector, which creates difficulty in forecasting the delivery of community infrastructure. Facilities proposed on land with no active developer means delivery is indefinitely delayed and may impact expected supply.
- Access to necessary transport infrastructure. The delivery of roads and pedestrian/cyclist paths providing access to community facilities is generally undertaken by the development sector and as such timing is not in Council's control. Whilst collector and arterial roads are constructed as 'bus-capable', the provision of public transport services is at the behest of State Government and is generally not available for several years after the construction of an estate.
- Availability of funds in the relevant Development Contributions Plan (DCP) or Infrastructure Contributions Plan (ICP). Council collects contributions from developers on a stage-by-stage basis as estates are delivered. As these funds are collected over long periods of time, Council must prioritise the various infrastructure projects required for each precinct. In many instances, this means that community facilities are delivered later in the life a precinct.

Existing DCPs were not designed with three-year old kindergarten in mind and so funding allocated to each project is insufficient if larger facilities are necessary to accommodate this additional service. This creates an additional unfunded liability for all remaining kindergartens in DCP areas.

Existing ICPs for the Cardinia Creek South and Minta Farm precincts were also not designed with three-year old kindergarten in mind when determining the number, size and location of new facilities. The ICP system does not specify funding amounts for each individual project, but it does provide a hard cap on the total amount that can be spent on community and recreation infrastructure in each precinct. As such, additional infrastructure will incur a further unfunded liability.

For these reasons, there are several future facilities in adopted PSP's that Council may not be able to deliver on within the next 10 years and which would require a partnership with the State, State intervention, or State led acquisition and delivery without Council if there is a requirement to meet the KISP forecasted undersupplied SA2 areas.

Future Precinct Structure Plans (PSP/s)

Over the coming years the Victorian Planning Authority (VPA) will prepare new PSPs for Casey's four remaining Growth Areas, being Croskell, Casey Fields South Employment, Devon Meadows and Clyde South. An assumption is that there will be additional community facilities required, however the number is not yet known.

Croskell Precinct

The Croskell precinct is approximately 272 hectares and is identified as 'business with residential' in the South East Growth Corridor Plan. It is anticipated to create an additional 2,000 dwellings (supporting a population in excess of 5,000 people) and sufficient employment land for 2,900 jobs.

Clyde South Precinct

The Clyde South precinct is approximately 1,099 hectares and is identified as 'residential' in the South East Growth Corridor Plan. For comparison, the similarly sized Clyde Creek precinct (1154ha) provides for 13,610 dwellings to support a population in excess of 38,000 people.

Casey Fields South Employment Precinct

The Casey Fields South Employment precinct is approximately 220 hectares and is identified as 'industrial' in the South East Growth Corridor Plan. It is anticipated to create sufficient employment land for 4,200 jobs. It is not expected to include any residential land.

Devon Meadows Precinct

The Devon Meadows precinct (adjoining Casey Fields South Employment) is approximately 208 hectares and does not have an identified land use in the South East Growth Corridor Plan, however, is anticipated to be primarily residential land.

Each of these precincts will be supported by an ICP to facilitate funding for local infrastructure, including kindergartens. The provision of three-year-old kindergarten services can be considered when determining the number, size and location of new facilities. However, the hard cap on total expenditure for community and recreation infrastructure for each precinct remains unchanged.

External Kindergarten Infrastructure

The City of Casey Council does not play a role in the provision of long day care (LDC) market or its infrastructure.

Council has received consistent levels of childcare planning permits over the past 6 years (44 from 2014-2017 and 44 from 2018-2021) with 43 approved, built, and open. In 2021, there are 8 centres under construction, and 3 active planning applications with decisions yet to be confirmed.

With the KISP due for review in 18 months, updated information will be available with respect to the volume of proposed LDC centre applications, and new centres delivered.

Other Budget implications

Local government is expected to provide a broad range of community, recreation and open space, and transport and water infrastructure which all compete for prioritisation within the capital works program.

The ongoing whole of life costs associated with the upkeep and operations of assets needs to be considered. Each new asset under its responsibility incrementally adds pressure Council's capital works program and operational budgets, these expenses include:

- Asset renewal – Capital investment
- Asset replacement/disposal – Capital Investment
- Building maintenance – Operational Investment
- Landscape maintenance - Operational Investment
- Operating costs such as utilities and cleaning – Operational Investment including contract management
- Staffing – Operational Investment
- Asset Management Plans – Operational Investment
- Relocation costs (when upgrade works cause service disruptions) – Capital/Operational Investment

- Purchasing and upgrading/replacing Fittings, Furnishings and Equipment (FFE) – Capital/Operational Investment
- Project management and planning resources – Capital/Operational Investment

Casey rates are significantly lower per property than other interface or neighbouring Councils and the long-term budget implications of rate capping is having an exponentially negative impact upon Council's ability to respond to growth. The financial impact of the post COVID-19 environment is unknown at this stage and will be further detailed in the KISP's second year review. This includes the current uncertainty around the development sector, particularly for Casey's growth area and Council's ability to collect contribution plan revenue.

Key local geographic considerations or information relevant to Three-Year-Old Kindergarten

GEOGRAPHICAL BOUNDARY DIFFERENCES

SA2 boundaries

As noted above, while the KISP uses Statistical Area Level 2 as denoted by the Australian Bureau of Statistics (ABS) that are designed to represent a community that interacts together socially and economically, this may not correspond to local patterns of kindergarten access. For example, families who may live in the southern part of the municipality may opt to access services further north as the service may be located on work journey/toward a major arterial. Or families who cannot access a service in their local vicinity due to high demand.

For its own planning, Council prefers to use suburb level data as this allows more detailed analyses in our growth areas, which grow at unprecedented rates. A suburb-based view can provide insight onto where pressure points are and where demand is growing locally, rather than across multiple suburbs as in the case of Cranbourne East SA2 and Cranbourne South SA2. In these suburbs, it is difficult to plan infrastructure that will relieve demand through a SA2 lens as the geographical scale of these areas is significant. Council will collaborate with DET to address this in the next review when new SA2 areas are expected to be released by the ABS.

Physical Barriers

In some areas within Casey, accessibility barriers, such as major arterial roads and transport, limit families from getting to and from facilities. For example, if families do not have access to a vehicle and rely on walking, this will limit the facilities they can access which may be within another SA2 or outside the LGA altogether. Given Casey's large geographic scale, consideration should be given to ensure families have equitable access to early years services, preferably within walking distance which also supports Melbourne's 20-minute neighbourhood approach. Travel patterns and accessibility needs to be further investigated for better insight.

LGA border

Council provides access to families who live outside of the municipality to kindergarten services. Of the 3,235 children placed in 2021, 104 lived outside of Casey. Access is determined based on Council's and DET's priority system. For example, a high priority registration outside of Casey will take precedence over a standard registration within Casey. This has a slight impact on the forecast data utilised for KISP modelling.

Other information about the expansion of early childhood services

CENTRAL ENROLMENTS

As of 1 July 2021, Casey is no longer taking kindergarten registrations from birth. Families can register a child for kindergarten (both three-year-old and four-year-old) in the year before their child is eligible for kindergarten. To respond to the three-year-old kindergarten roll out, Council has recruited additional EFT in the Kindergarten Enrolment and early years planning areas.

The annual cost to deliver Central Registration and Enrolment functions is currently higher than the Central Enrolment Funding from DET to operate the Central Registration and Enrolment Scheme in the City of Casey.

The City of Casey Central Registration and Enrolment system has been updated to include a three-year-old module. From 2022, Council has opened its central enrolments system to non-City of Casey sessional providers. Council anticipates this to grow as internal capacity becomes available.

REVIEW

The KISP will be reviewed in early 2023 as agreed with Council and DET. A KISP review timeline will be agreed at the next review point.

4. FUNDED KINDERGARTEN ENROLMENT ESTIMATES BETWEEN 2021-29 FOR CITY OF CASEY

4.1 PURPOSE

As Three-Year-Old Kindergarten is rolled-out and Victoria's population grows, demand for both Three and Four-Year-Old Kindergarten places will increase significantly. While additional capacity will be needed to meet this demand, this will vary across the State and over time, due to differences in the capacity of existing services, growth trends and sector composition.

To identify where, when and how many additional kindergarten places are expected over the roll-out in the City of Casey, Casey City Council and the Department have developed:

1. A summary of the current provision of kindergarten within the LGA (**Section 4.3**).
2. An approach to optimising the utilisation of existing services and infrastructure through 'change management' strategies that Casey City Council and the Department will support to help meet additional demand in the LGA (**Section 4.4**).
3. An estimate of the Three and Four-Year-Old kindergarten places that cannot be met through existing services for the 2021-29 period, taking into account the additional demand that can be accommodated by optimising utilisation of existing services and infrastructure through point 2, above (**Section 4.5**).

Local Government and providers can use these published estimates to inform reform implementation activities such as service planning, kindergarten program expansion, infrastructure investments and Building Blocks funding applications in alignment with future demand over the 10-year roll-out.

4.2 METHODOLOGY

The estimated Three and Four-Year-Old Kindergarten places used in the following sections have been agreed between Casey City Council and the Department, and were informed by:

- Estimates developed by the Department which draw on a range of inputs, including population forecasts, current enrolments and results from the Kindergarten Capacity Assessment Program (KCAP), conducted in 2019.
- The estimated capacity of new services that are planned to open in the LGA (Section 2)
- Local knowledge and context provided by the Local Government (Section 3) that explains particular issues and trends in their area.
- The approach to optimising utilisation of existing services in the LGA (Section 4.4), and
- Other sources, such as modelling undertaken by Local Governments and local data.

The KISP measures a service's capacity to deliver funded kindergarten in terms of the number of children it could enrol in Three and Four-Year-Old Kindergarten. The number of funded kindergarten

places is different from a service's licensed or approved places, which count the number of children permitted to attend the service at any one time under the license. Many services can enrol more children in their funded kindergarten program(s) than they have licensed places for because they can run more than one kindergarten program per week. Kindergarten places are therefore a more accurate measure of service kindergarten capacity than licensed places.

Three-Year-Old Kindergarten places have been presented as 15-hour places so they can be easily compared to Four-Year-Old Kindergarten places. Moreover, when Three-Year-Old Kindergarten is fully rolled-out in 2029, every three-year-old child will have access to 15-hours of kindergarten.

From 2023 all providers will have flexibility to determine how many hours of funded Three-Year-Old Kindergarten they deliver per week, with a minimum of five hours and a maximum of 15-hours funded pro-rata. It is expected that hours offered will vary. Given this variation, **it is important to be aware that during the transition to all three-year-old children receiving 15-hours of funded kindergarten per week in 2029, the 15-hour places presented in this report may represent multiple three-year-old places that individually receive less than 15-hours of kindergarten per week.**

These estimates have been developed at an LGA and community level to show the overall forecast and variation within an area. The KISP defines community at the Statistical Area Level 2, which is medium-sized areas which represent a community that interacts socially and economically, with a population range of 3,000 to 25,000 people, and an average population of about 10,000 people.

4.3 SUMMARY OF CURRENT KINDERGARTEN PROVISION

The figures below provide a summary of current kindergarten provision within the LGA and provide relevant context for the estimates of demand for funded kindergarten places included in Section 4.5. The data included in this section are largely drawn from:

- The Kindergarten Capacity Assessment Program (KCAP), collected between June and October 2019.
- The Department's Kindergarten Information Management System (KIMS), as at 2019.
- The Department's Quality and Regulatory Division (QARD) monitoring data, as at 2019.
- The National Quality Agenda IT System (NQAITS), as at April 2020.
- The Victorian Child and Adolescent Monitoring System (VCAMS), as at 2018.

Please note that, because these sources were collected at different points, this may result in slightly different totals appearing in the below data.

| Number of services by service type (NQAITS, 2021) | |
|---|-----|
| Stand-alone kindergartens | 54 |
| Long day care centres | 104 |

| Percentage of services by management type, LGA level (NQAITs, 2021) | |
|---|------------|
| Type | Percentage |
| State/Local Government | 30% |
| Private not for profit | 14% |
| Private for profit | 50% |
| Other | 6% |

| Current kindergarten offering | |
|--|-----|
| Four-Year-Old Kindergarten participation rate (VCAMS, 2018): | 93% |
| Number of services that offer a funded kindergarten program (DET, 2019): | 139 |
| Number of services that offer an unfunded Three-Year-Old Kindergarten program (DET, 2019): | 24 |

Hours of unfunded 3YO programs currently offered (DET, 2019):



4.4 APPROACH TO OPTIMISING THE USE OF EXISTING SERVICES AND INFRASTRUCTURE

Change management strategies to optimise existing services and infrastructure

Children can often be accommodated through existing spare places and by services ‘unlocking’ unused capacity. As the experience of providers in the 2020 Three-Year-Old Kindergarten roll-out LGAs shows, while the optimisation of existing services can be challenging, it is highly time- and cost-effective compared to building new capacity through infrastructure projects. It also helps target infrastructure investment to the places that need it most and avoids over-supplying the local market.

The Casey City Council and the Department will support providers and services to maximise their kindergarten places through the following change management activities and practices:

- Increasing the capacity of any Local Government operated services by:
 - Running additional programs.
 - Using different timetables, including running 7.5-hour days.
 - Changing the delivery model, such as introducing rotational models or mixed-age groups.
 - Having degree-qualified kindergarten teachers leading integrated kindergarten programs in long day care settings.
- Encouraging and supporting other providers and services in the LGA to undertake change management.

The Casey City Council and the Department have estimated how many Three and Four-Year-Old Kindergarten places can be accommodated through existing services in the LGA (**Table 1**). Both parties are committed to helping providers and services offer these kindergarten places before progressing to funded infrastructure solutions to meet demand. This commitment is reflected in the LGA and community level estimates below (**Table 2** onwards), which assume that demand will be met first through existing services and second through additional infrastructure. Note that in some cases the number of kindergarten places that can be offered through existing services may exceed demand for kindergarten places.

Table 1: Total estimated funded kindergarten places that can be offered by optimising existing services and infrastructure across the LGA, between 2021-29 (presented in 15-hour equivalent places)

| | 2021 | 2022 | 2023 | 2024 | 2025 | 2026 | 2027 | 2028 | 2029 |
|---|-------|-------|-------|-------|-------|-------|-------|-------|-------|
| Estimated existing supply of kindergarten places* | 10697 | 10972 | 11126 | 11126 | 11126 | 11126 | 11126 | 11126 | 11126 |

*This may be higher than current three and four-year-old enrolments as it includes any spare places that are currently available or could be generated by making some minor adjustments to programming approaches.

4.5 AGREED ESTIMATES OF DEMAND FOR FUNDED KINDERGARTEN PLACES THAT CANNOT BE MET THROUGH EXISTING SERVICES AND INFRASTRUCTURE

The below estimates (**Table 2** onwards) have been developed by the Casey City Council and the Department to illustrate the estimated:

1. Total number of Three and Four-Year-Old Kindergarten places expected over the roll-out period.
2. Three and Four-Year-Old Kindergarten places that cannot be accommodated by optimising existing services and infrastructure over the roll-out period.

These estimates have been developed to reflect that the increase in demand for Three-Year-Old Kindergarten places will be gradual.

In estimating how many Three and Four-Year-Old Kindergarten places cannot be accommodated by existing services and infrastructure, the Casey City Council and the Department have taken into account any new places that will be made available through planned expansions of existing services or new services, into estimates of existing supply, where this information is available. This may include Local Government owned services being developed and planned Kindergartens on School Sites.

These estimates do not, however, estimate how and when the broader sector will expand to meet the additional demand for kindergarten places that are estimated over the roll-out period.

Infrastructure need in the LGA and its local communities is indicated by the bottom rows of the tables in this section (**Table 2** onwards): 'Total kindergarten places that cannot be accommodated by existing services'. For example, if the number of kindergarten places for the LGA or a community is above zero in this row, it means that the area is estimated to need additional infrastructure (noting that further optimisation which avoids the need for additional infrastructure may be possible). Any type of provider – Local Government, not-for-profit or for-profit – can build this additional infrastructure. If this row shows all zeros, it means that there is no estimated need for additional infrastructure in the area.

Local Government and not-for-profit kindergarten providers must refer to the estimates in this section when applying through the Building Blocks Capacity Building Grants stream for Government funding. Under this stream, projects must be in a community where there is infrastructure need as shown in the community's table of estimated demand for kindergarten places (i.e. there are numbers in the bottom row above zero). Projects in LGAs or communities where demand can be met through existing services (i.e. the bottom row shows all zeros) are not eligible for funding under this stream.

LGA estimates

Table 2: Estimated three and four-year-old kindergarten places between 2021-29 (presented in 15-hour equivalent places)

| LGA level estimates | 2021 | 2022 | 2023 | 2024 | 2025 | 2026 | 2027 | 2028 | 2029 |
|--|-------------|-------------|-------------|-------------|-------------|-------------|-------------|-------------|-------------|
| Estimated three and four-year-old kindergarten places demanded | 5455 | 7056 | 8165 | 9039 | 9813 | 11068 | 11822 | 12601 | 13582 |
| Total kindergarten places that cannot be accommodated by existing services | 0 | 5 | 20 | 31 | 46 | 844 | 1473 | 2077 | 2903 |

Community estimates

Table 3-21: Estimated three and four-year-old kindergarten places between 2021-29 (presented in 15-hour equivalent places)

| Berwick - North estimates | 2021 | 2022 | 2023 | 2024 | 2025 | 2026 | 2027 | 2028 | 2029 |
|--|-------------|-------------|-------------|-------------|-------------|-------------|-------------|-------------|-------------|
| Estimated three and four-year-old kindergarten places demanded | 396 | 467 | 517 | 562 | 621 | 653 | 657 | 688 | 727 |
| Total kindergarten places that cannot be accommodated by existing services | 0 | 0 | 0 | 0 | 0 | 0 | 0 | 0 | 0 |

| Berwick South estimates | 2021 | 2022 | 2023 | 2024 | 2025 | 2026 | 2027 | 2028 | 2029 |
|--|-------------|-------------|-------------|-------------|-------------|-------------|-------------|-------------|-------------|
| Estimated three and four-year-old kindergarten places demanded | 516 | 640 | 724 | 740 | 746 | 916 | 997 | 1066 | 1151 |
| Total kindergarten places that cannot be accommodated by existing services | 0 | 0 | 0 | 0 | 6 | 176 | 256 | 326 | 411 |

| Cranbourne estimates | 2021 | 2022 | 2023 | 2024 | 2025 | 2026 | 2027 | 2028 | 2029 |
|--|-------------|-------------|-------------|-------------|-------------|-------------|-------------|-------------|-------------|
| Estimated three and four-year-old kindergarten places demanded | 392 | 470 | 523 | 570 | 627 | 662 | 670 | 704 | 747 |
| Total kindergarten places that cannot be accommodated by existing services | 0 | 0 | 0 | 0 | 0 | 0 | 0 | 0 | 0 |

| Cranbourne East estimates | 2021 | 2022 | 2023 | 2024 | 2025 | 2026 | 2027 | 2028 | 2029 |
|--|-------------|-------------|-------------|-------------|-------------|-------------|-------------|-------------|-------------|
| Estimated three and four-year-old kindergarten places demanded | 924 | 1301 | 1593 | 1848 | 2033 | 2420 | 2649 | 2873 | 3154 |
| Total kindergarten places that cannot be accommodated by existing services | 0 | 0 | 0 | 0 | 0 | 387 | 616 | 841 | 1121 |

| Cranbourne North estimates | 2021 | 2022 | 2023 | 2024 | 2025 | 2026 | 2027 | 2028 | 2029 |
|--|-------------|-------------|-------------|-------------|-------------|-------------|-------------|-------------|-------------|
| Estimated three and four-year-old kindergarten places demanded | 370 | 492 | 572 | 635 | 692 | 765 | 802 | 839 | 887 |
| Total kindergarten places that cannot be accommodated by existing services | 0 | 0 | 0 | 0 | 0 | 0 | 36 | 73 | 122 |

| Cranbourne South estimates | 2021 | 2022 | 2023 | 2024 | 2025 | 2026 | 2027 | 2028 | 2029 |
|--|-------------|-------------|-------------|-------------|-------------|-------------|-------------|-------------|-------------|
| Estimated three and four-year-old kindergarten places demanded | 75 | 181 | 275 | 368 | 463 | 582 | 699 | 812 | 955 |
| Total kindergarten places that cannot be accommodated by existing services | 0 | 0 | 0 | 0 | 0 | 61 | 178 | 291 | 434 |

| Cranbourne West estimates | 2021 | 2022 | 2023 | 2024 | 2025 | 2026 | 2027 | 2028 | 2029 |
|--|-------------|-------------|-------------|-------------|-------------|-------------|-------------|-------------|-------------|
| Estimated three and four-year-old kindergarten places demanded | 433 | 557 | 641 | 710 | 774 | 851 | 877 | 904 | 939 |
| Total kindergarten places that cannot be accommodated by existing services | 0 | 0 | 0 | 0 | 0 | 0 | 1 | 28 | 64 |

| Doveton estimates | 2021 | 2022 | 2023 | 2024 | 2025 | 2026 | 2027 | 2028 | 2029 |
|--|-------------|-------------|-------------|-------------|-------------|-------------|-------------|-------------|-------------|
| Estimated three and four-year-old kindergarten places demanded | 123 | 169 | 201 | 230 | 258 | 288 | 308 | 332 | 362 |
| Total kindergarten places that cannot be accommodated by existing services | 0 | 0 | 0 | 0 | 0 | 0 | 0 | 9 | 40 |

| Endeavour Hills - North estimates | 2021 | 2022 | 2023 | 2024 | 2025 | 2026 | 2027 | 2028 | 2029 |
|--|-------------|-------------|-------------|-------------|-------------|-------------|-------------|-------------|-------------|
| Estimated three and four-year-old kindergarten places demanded | 189 | 224 | 245 | 262 | 281 | 297 | 301 | 312 | 327 |
| Total kindergarten places that cannot be accommodated by existing services | 0 | 0 | 0 | 0 | 0 | 0 | 0 | 0 | 0 |

| Endeavour Hills - South estimates | 2021 | 2022 | 2023 | 2024 | 2025 | 2026 | 2027 | 2028 | 2029 |
|--|-------------|-------------|-------------|-------------|-------------|-------------|-------------|-------------|-------------|
| Estimated three and four-year-old kindergarten places demanded | 163 | 206 | 231 | 250 | 264 | 274 | 300 | 312 | 329 |
| Total kindergarten places that cannot be accommodated by existing services | 0 | 0 | 0 | 0 | 0 | 6 | 32 | 44 | 60 |

| Hallam estimates | 2021 | 2022 | 2023 | 2024 | 2025 | 2026 | 2027 | 2028 | 2029 |
|--|-------------|-------------|-------------|-------------|-------------|-------------|-------------|-------------|-------------|
| Estimated three and four-year-old kindergarten places demanded | 129 | 168 | 194 | 205 | 205 | 242 | 272 | 289 | 310 |
| Total kindergarten places that cannot be accommodated by existing services | 0 | 0 | 0 | 0 | 0 | 36 | 66 | 83 | 105 |

| Hampton Park - Lynbrook estimates | 2021 | 2022 | 2023 | 2024 | 2025 | 2026 | 2027 | 2028 | 2029 |
|--|-------------|-------------|-------------|-------------|-------------|-------------|-------------|-------------|-------------|
| Estimated three and four-year-old kindergarten places demanded | 366 | 468 | 533 | 579 | 603 | 668 | 720 | 758 | 808 |
| Total kindergarten places that cannot be accommodated by existing services | 0 | 0 | 0 | 0 | 0 | 65 | 116 | 155 | 204 |

| Lynbrook - Lyndhurst estimates | 2021 | 2022 | 2023 | 2024 | 2025 | 2026 | 2027 | 2028 | 2029 |
|--|-------------|-------------|-------------|-------------|-------------|-------------|-------------|-------------|-------------|
| Estimated three and four-year-old kindergarten places demanded | 380 | 466 | 515 | 551 | 580 | 616 | 635 | 655 | 682 |
| Total kindergarten places that cannot be accommodated by existing services | 0 | 0 | 0 | 0 | 0 | 0 | 0 | 16 | 43 |

| Narre Warren – North East estimates | 2021 | 2022 | 2023 | 2024 | 2025 | 2026 | 2027 | 2028 | 2029 |
|--|-------------|-------------|-------------|-------------|-------------|-------------|-------------|-------------|-------------|
| Estimated three and four-year-old kindergarten places demanded | 149 | 198 | 213 | 224 | 234 | 303 | 339 | 362 | 392 |
| Total kindergarten places that cannot be accommodated by existing services | 0 | 5 | 20 | 31 | 41 | 110 | 146 | 169 | 199 |

| Narre Warren – South West estimates | 2021 | 2022 | 2023 | 2024 | 2025 | 2026 | 2027 | 2028 | 2029 |
|--|-------------|-------------|-------------|-------------|-------------|-------------|-------------|-------------|-------------|
| Estimated three and four-year-old kindergarten places demanded | 238 | 290 | 327 | 361 | 406 | 431 | 431 | 452 | 479 |
| Total kindergarten places that cannot be accommodated by existing services | 0 | 0 | 0 | 0 | 0 | 0 | 0 | 0 | 0 |

| Narre Warren North estimates | 2021 | 2022 | 2023 | 2024 | 2025 | 2026 | 2027 | 2028 | 2029 |
|--|-------------|-------------|-------------|-------------|-------------|-------------|-------------|-------------|-------------|
| Estimated three and four-year-old kindergarten places demanded | 81 | 103 | 119 | 132 | 146 | 160 | 169 | 180 | 194 |
| Total kindergarten places that cannot be accommodated by existing services | 0 | 0 | 0 | 0 | 0 | 0 | 0 | 0 | 12 |

| Narre Warren South (East) estimates | 2021 | 2022 | 2023 | 2024 | 2025 | 2026 | 2027 | 2028 | 2029 |
|--|-------------|-------------|-------------|-------------|-------------|-------------|-------------|-------------|-------------|
| Estimated three and four-year-old kindergarten places demanded | 205 | 248 | 279 | 307 | 341 | 366 | 379 | 406 | 438 |
| Total kindergarten places that cannot be accommodated by existing services | 0 | 0 | 0 | 0 | 0 | 0 | 0 | 0 | 0 |

| Narre Warren South (West) estimates | 2021 | 2022 | 2023 | 2024 | 2025 | 2026 | 2027 | 2028 | 2029 |
|--|-------------|-------------|-------------|-------------|-------------|-------------|-------------|-------------|-------------|
| Estimated three and four-year-old kindergarten places demanded | 229 | 291 | 330 | 361 | 391 | 423 | 447 | 476 | 512 |
| Total kindergarten places that cannot be accommodated by existing services | 0 | 0 | 0 | 0 | 0 | 0 | 0 | 9 | 45 |

| Pearcedale - Tooradin estimates | 2021 | 2022 | 2023 | 2024 | 2025 | 2026 | 2027 | 2028 | 2029 |
|--|-------------|-------------|-------------|-------------|-------------|-------------|-------------|-------------|-------------|
| Estimated three and four-year-old kindergarten places demanded | 98 | 119 | 133 | 143 | 148 | 151 | 173 | 181 | 192 |
| Total kindergarten places that cannot be accommodated by existing services | 0 | 0 | 0 | 0 | 0 | 3 | 25 | 33 | 44 |

5. AUTHORISATION

The Area Executive Director, Southern Melbourne of the Department of Education and Training and the Director Community Life of the City of Casey endorse this Kindergarten Services and Infrastructure Plan for the City of Casey by signing on 2 / 9 / 2021

This Kindergarten Infrastructure and Services Plan is not intended to create legal relations or constitute a legally binding contractual agreement between the parties. The parties may review this KISP in 2023 to publish a new version that will replace the previous version.

An out-of-cycle review may be triggered if both parties agree that there has been a change in relevant data, information or the local early childhood sector that significantly affects the reliability of a KISP's estimates for planning purposes.

Signed for and on behalf and with the authority of the City of Casey


.....

Signature


.....


Witness Signature

Name: Steve Coldham

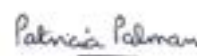
Title: Director Community Life

Address: 2 Patrick Northeast Drive, Narre Warren, VIC, 3805

Signed by Deborah Harry, Area Executive Director, Southern Melbourne, Department of Education and Training


.....

Signature


.....

Witness Signature

Name: Deborah Harry

Title: Area Executive Director, Southern Melbourne

Address: PO Box 5, Dandenong, Victoria, 3175