

# **Kindergarten Infrastructure and Services Plan**

City of Boroondara

# CONTENTS

<b>1.</b>	<b>Introduction.....</b>	<b>3</b>
1.1.	Reform context.....	3
1.2.	Purpose of KISPs.....	3
1.3.	How to use the KISP .....	3
1.4.	Structure of the KISP .....	3
1.5.	Disclaimer .....	4
<b>2.</b>	<b>Map of Early Childhood Education services in the City of Boroondara.....</b>	<b>5</b>
<b>3.</b>	<b>Local context .....</b>	<b>7</b>
3.1	Purpose.....	7
3.2	Key considerations .....	7
<b>4.</b>	<b>Funded kindergarten enrolment estimates between 2021 -29 for the City of Boroondara .....</b>	<b>11</b>
4.1	Purpose .....	11
4.2	Methodology .....	11
4.3	Summary of current kindergarten provision .....	12
4.4	Approach to optimising the use of existing services and infrastructure .....	13
4.5	Agreed estimates of demand for funded kindergarten places that cannot be met through existing services and infrastructure .....	14
<b>5.</b>	<b>Authorisation .....</b>	<b>18</b>



# 1. INTRODUCTION

## 1.1. REFORM CONTEXT

In an Australian first, the Victorian Government has committed to implement Three-Year-Old Kindergarten for all children over a 10-year roll-out with a total investment of almost \$5 billion, including \$1.68 billion to support the infrastructure expansion required for the reform. This reform will add another year of universal funded kindergarten so that, by 2029, all children in Victoria will have access to two years of play-based learning through a funded kindergarten program.

## 1.2. PURPOSE OF KISPS

Three-Year-Old Kindergarten will require a large expansion of kindergarten across the State. The Government has invited all 79 Victorian Local Governments to discuss and agree upon a Kindergarten Infrastructure and Services Plan (KISP) for their Local Government Area (LGA).

Each KISP has been jointly developed with Local Government and published to estimate the growth in demand for kindergarten within the LGA. The KISPs will help all kindergarten providers meet demand and provide a clear picture of infrastructure needed across the State.

While a KISP is not a funding document and does not define required infrastructure projects or commit any party to funding specific projects, it is expected that future investment requests through Building Blocks and funding decisions about Local Government and not-for-profit projects would align with the relevant KISP.

## 1.3. HOW TO USE THE KISP

Each KISP contains estimates of future kindergarten supply of, and demand for, Three and Four-Year-Old Kindergarten places against existing enrolment capacity. Not-for-profit and for-profit providers can use these estimates to inform their plans to expand kindergarten programs, establish new services or invest in new or extended facilities.

For example, KISPs provide demand estimates in terms of where, when and how much demand for kindergarten places will grow in an LGA. KISPs also estimate where and how many kindergarten places providers can accommodate in existing facilities before an area needs new infrastructure to meet demand. The estimates can be used to inform decisions about where and when expansions of kindergarten program capacity and the construction of new or extended facilities are needed to meet demand growth.

Where there is an agreed KISP for the LGA, the Local Government and not-for-profit kindergarten providers seeking co-investments through the Building Blocks Capacity Building stream must refer to, and align their proposed project with, the infrastructure need identified in the KISP.

## 1.4. STRUCTURE OF THE KISP

Each KISP consists of the following sections:

- **Section 1:** A short introduction to the Three-Year-Old Kindergarten reform and the KISP.

- **Section 2:** A map of existing and planned Early Childhood Education and Care service locations.
- **Section 3:** Local knowledge and context relevant to the expansion of kindergarten services.
- **Section 4:** Funded kindergarten demand estimates.

## 1.5. DISCLAIMER

All data presented in this document are estimates only and are based on the best information available to the Department and Local Government at the time. They are published on an as-is basis and are for informational purposes only. They are subject to adjustment in response to market forces and as new data and other relevant information becomes available. The data may under- or over-estimate both total demand in a given location or year and the capacity for new demand to be met by providers. As a result, operational and business decisions should not be made solely based on this document. Any use of this data is solely at the risk of the user. The Department and Local Government accept no responsibility for any loss or damage, either direct or incidental that may result from the use of the data.

## 2. MAP OF EARLY CHILDHOOD EDUCATION SERVICES IN THE CITY OF BOROONDARA

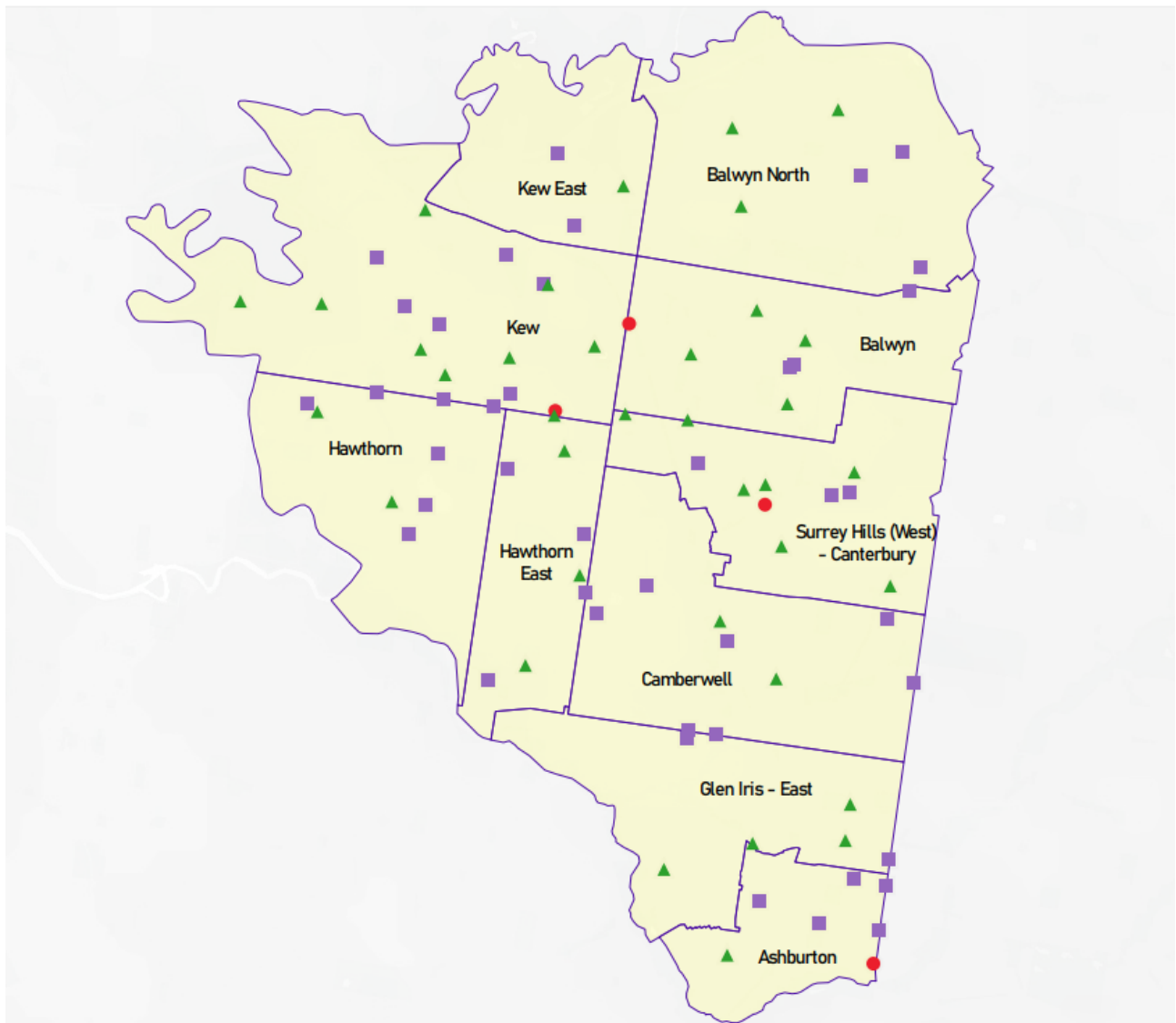
The map below shows the distribution of currently operating and new services that are planned to open in the future in the LGA and across its communities.

This map has been prepared using Departmental data, from both the National Quality Agenda IT System (NQAITS) and the Victorian School Building Authority (VSBA). Where applicable, this map has been refined by Boroondara City Council and the Department to capture other services that are planned to open in the future.

Service Name	Project type	Suburb	Total License capacity
Canterbury Community Precinct	Integrated Children's Centre	Canterbury	25
Preshil Kindergarten	Early Learning Facilities Upgrade	Kew	41
The Hive Early Learning Centre	Early Learning Centre	Ashburton	99
Deepdene Early Learning Centre	Early Learning Centre	Balwyn	100




\* Upgrades to existing facilities are not shown as new planned services i.e. West Hawthorn Preschool and J J McMahon Memorial Kindergarten

*Note: In some instances, SA2s overlap multiple LGAs. Where this occurs, the SA2 and any services within it, are allocated to the LGA that it has the greater land area in. As a result, services that sit within these SA2s have been excluded from the diagram below as they are represented on the neighbouring LGA's map.*



Registered Approved Services as at March 2021

**Key**

-  Existing KGN services
-  Existing LDC services
-  Services expected to open within 12 months

## 3. LOCAL CONTEXT

---

### 3.1 PURPOSE

Local, place-based knowledge and context play an important role in supporting the implementation of Three-Year-Old Kindergarten across Victoria. This section of the KISP documents this knowledge and context and has informed the funded kindergarten enrolment estimates in Section 4.

### 3.2 KEY CONSIDERATIONS

#### **Key demographic trends that influence demand for kindergarten**

Boroondara City Council is located in the inner eastern suburbs of Melbourne, between 5 and 10 kilometres east of the Melbourne CBD with a current population of 183,000 people. 30.9% of people living in the City of Boroondara were born overseas with residents from 103 different birthplaces.

There are 10,990 couples with young children in the Boroondara, comprising 17.5% of households and 1,380 single parents with young children, comprising of an additional 2.2% of households. Boroondara is expected to experience a low rate of growth of 4.2% for 3 and 4 year old children between now and 2029.

The SEIFA Index of Disadvantage measures the relative level of socio-economic disadvantage. The index is derived from attributes that reflect disadvantage such as low income, low educational attainment, high unemployment, and jobs in relatively unskilled occupations. Boroondara has a percentile rate of 96, in comparison to the rest of Metropolitan Melbourne at 57 percentile and Victoria at 51 percentile. As a general observation, Boroondara is not considered a disadvantaged municipality, however it does have pockets of disadvantage that are localised in smaller areas than those captured by the Index.

#### **Council's role in the Early Years**

While Boroondara City Council does not operate any education and care services directly, Council owns 31 facilities that are leased to community run, not for profit kindergartens and long day care services. These services are managed by a combination of Early Years Management and volunteer, parent-run Committees of Management.

- 2 kindergartens managed by Early Years Management
- 19 kindergartens managed by Committee of Management
- 1 long day care service managed by Early Years Management
- 9 long day care service managed by a Committee or Board of Management

Boroondara City Council plays a supporting role in the early childhood education and care sector through the administration of the kindergarten central registration and enrolment scheme; delivery of the Preschool Field Officer Program; and provision of existing Boroondara City Council owned infrastructure for kindergarten programs. Boroondara City Council delivers a renewal program for Council owned infrastructure leased to early years education and care services. The purpose of this renewal program is to maintain the current infrastructure, ensuring it meets suitability for existing purpose and current accessibility standards. Council's renewal program does not increase licensed capacity of existing facilities.

All kindergarten programming, including sessions, group sizes, and timetabling, are solely the responsibility of approved providers across the Boroondara municipality. Boroondara City Council encourages approved providers to work with peak bodies including the Early Learning Association of Australia, as well as the Department, when setting or changing kindergarten programs, and Council has no direct role in the operations of kindergarten services.

### Projects or trends that may influence supply of early childhood education and care

**Council Infrastructure** - Boroondara City Council owns 42 early childhood buildings leased to education and care services, consisting of:

- 21 stand-alone kindergartens;
- 10 long day care centres; and
- 11 occasional care services.

Of the 21 Council owned stand-alone kindergarten buildings, 13 are single room units, and 8 are double room units.

Boroondara City Council has made a significant investment in providing supporting infrastructure for the delivery of early childhood education and care services. Approximately 80% of Boroondara's early childhood buildings are over 40 years old, with an average age of 55 years, most are in good condition and functionally sound as a result of regular upgrades and renewals.

Boroondara City Council is committed to maintaining the existing Council owned education and care service buildings in a good condition and keep them functionally sound through the asset management plan.

Seven stand-alone kindergartens or individual rooms are licensed less than 27 places. Research shows that stand alone kindergartens above 22 places but less than 27 places would be operating their program at a financial loss due to government staff to child ratios, even with additional funding supplement. There are an additional four stand-alone kindergartens who have a licensed capacity of 27 places. Boroondara City Council does not have the expectation that these services operate at licensed capacity due to impacts on financial sustainability, and this has been factored into the KISP estimates.

Service	SA2	Existing Capacity		
		Lic. Cap	Room 1	Room 2
<a href="#">Bellevue Kindergarten</a>	Balwyn North Unmet demand	52	26	26
<a href="#">Fordham Ave Kindergarten</a>	Camberwell Unmet demand	51	24	27
<a href="#">Deepdene Preschool</a>	Balwyn No unmet demand	25	25	N/A
<a href="#">Glass Street Kindergarten</a>	Kew East No unmet demand	25	25	N/A
<a href="#">Rowen Street Kindergarten</a>	Glen Iris - East Unmet demand	55	25	30
<a href="#">Auburn South Preschool</a>	Hawthorn East Unmet demand	55	25	30
<a href="#">West Hawthorn Preschool</a>	Hawthorn No unmet demand	48	26	22



**VICTORIA**  
State  
Government

Education  
and Training



## **Boroondara Kindergarten Central Enrolment Scheme**

The Boroondara Kindergarten Central Enrolment Scheme is operated by Boroondara City Council for 26 community or EYM managed sessional kindergartens across Boroondara. The scheme does not include long day care centres or independent schools. The Scheme is a voluntary arrangement between Boroondara City Council and individual sessional kindergarten service providers and applies for both three and four-year-old kindergarten.

Boroondara City Council has overseen the central registration of both 3-year-old and 4-year-old kindergarten since the introduction of the Scheme. At present there are two community managed sessional kindergartens that are not part of the Scheme.

## **Family Preference**

Families in Boroondara have had a demonstrated preference for their child to attend their 4-year-old kindergarten program in a sessional kindergarten program. In 2020, 68% of funded places were accessed in a sessional kindergarten program and 32% of funded places were accessed in a long day care centre. The Kindergarten Information Management System (KIMS) data has shown us that since 2014, family preference has seen a small increase in the access of 4-year-old kindergarten year in a long day care centre by 6%.

## **Independent Schools**

Independent schools within Boroondara operate Early Learning Centres (ELCs) providing niche education and care programs that are a higher fee program, limiting their financial accessibility for many families. A number of these Independent Schools are also accessed by children from across Metropolitan Melbourne, not just neighbouring suburbs.

Boroondara currently has 12 Independent Schools that offer a funded kindergarten program. These offer a combination of:

- 2 boys only kindergarten programs in an Early Learning Centres
- 2 girls only kindergarten programs in an Early Learning Centres
- 8 co-educational kindergarten programs in an Early Learning Centres

## **Key local geographic considerations or information relevant to Three-Year-Old Kindergarten**

### **Balwyn**

One boy's only independent early learning centre in the Balwyn SA2 advised Council that they do not have the licensed capacity to operate a 3-year-old funded kindergarten program, nor the land to increase the size of the kindergarten.

### **Kew**

Following a survey by Boroondara City Council of all education and care services in Boroondara in January 2021, a child care centre in the Kew SA2 advised Council that they will not be offering a funded kindergarten program for 3-year-old and 4-year-old children.

### **Surrey Hills (West) - Canterbury**

Canterbury Norwood Kindergarten will be moving from their current facility on Boronia Street, Canterbury into Council's Canterbury Community Hub in mid-2022. This will see their licensed

places increase from 30 to 55 from mid-2022. This service expansion is captured in the KISP estimates.

### **Building Permits received by Council**

As at October 2021 Boroondara City Council had also received building permit applications for 5 potential education and care services across the municipality.

- 1 building permit in the Camberwell SA2, where there is unmet demand in 2029
- 2 building permits in the Hawthorn SA2, where there is no demand
- 2 building permits in the Kew SA2, where there is no demand.

*Please note the building permit applications noted may not result in additional education and child care services.*

### **Other information about the expansion of early childhood services**

Boroondara City Council is requesting a review of the KISP in 2024 to update data figures based on the 2021 Census data and 2022/2023 enrolment data. There will enable a better understanding of where kindergartens programs will be placed as they will be eligible to deliver up to 15 funded hours. Enrolments will potentially start to indicate families preferences based on the range of hours being offered, especially in sessional kindergartens.

Based on the per service estimated supply breakdown, the KISP currently shows an approximate 50/50 split between stand-alone kindergarten estimated supply places and long day care kindergarten estimated supply places. KIMS data from 2022 and 2023 at the time of review in 2024 will determine if a 50/50 split still meets the needs of families of kindergarten age children in the municipality or if this needs to be reconsidered to better meet the needs of families.

*Note: Boroondara City Council has reviewed and endorses this document in so far as it is an indicator of future unmet demand as predicted by currently available forecast data and a planning tool for potential future investment by various parties at their own discretion. Council's endorsement is not and should not be interpreted as an indication that Council accepts responsibility for meeting that unmet demand, or that Council is capable of, or committed to meeting that demand, through either service provision or infrastructure expansion. Neither should Council's endorsement be interpreted as a commitment to impose change management activities and practices upon independent service providers, as a means to resolve unmet demand.*

## 4. FUNDED KINDERGARTEN ENROLMENT ESTIMATES BETWEEN 2021-29 FOR THE CITY OF BOROONDARA

---

### 4.1 PURPOSE

As Three-Year-Old Kindergarten is rolled-out and Victoria's population grows, demand for both Three and Four-Year-Old Kindergarten places will increase significantly. While additional capacity will be needed to meet this demand, this will vary across the State and over time, due to differences in the capacity of existing services, growth trends and sector composition.

To identify where, when and how many additional kindergarten places are expected over the roll-out in the City of Boroondara, Boroondara City Council and the Department have developed:

1. A summary of the current provision of kindergarten within the LGA (**Section 4.3**).
2. An approach to optimising the utilisation of existing services and infrastructure through 'change management' strategies that the Department will lead and support to help meet additional demand in the LGA (**Section 4.4**).
3. An estimate of the Three and Four-Year-Old kindergarten places that cannot be met through existing services for the 2021-29 period, taking into account the additional demand that can be accommodated by optimising utilisation of existing services and infrastructure through point 2, above (**Section 4.5**).

The Victorian Government, Local Government and providers can use these published estimates to inform reform implementation activities such as service planning, kindergarten program expansion, infrastructure investments and Building Blocks funding applications in alignment with future demand over the 10-year roll-out.

### 4.2 METHODOLOGY

The estimated Three and Four-Year-Old Kindergarten places used in the following sections have been agreed between Boroondara City Council and the Department, and were informed by:

- Estimates developed by the Department which draw on a range of inputs, including population forecasts, current enrolments and results from the Kindergarten Capacity Assessment Program (KCAP), conducted in 2019.
- The estimated capacity of new services that are planned to open in the LGA (Section 2)
- Local knowledge and context provided by the Local Government (Section 3) that explains particular issues and trends in their area.
- The approach to optimising utilisation of existing services in the LGA (Section 4.4), and
- Other sources, such as modelling undertaken by Local Governments and local data.

The KISP measures a service's capacity to deliver funded kindergarten in terms of the number of children it could enrol in Three and Four-Year-Old Kindergarten. The number of funded kindergarten places is different from a service's licensed or approved places, which count the number of children permitted to attend the service at any one time under the license. Many services can enrol more children in their funded kindergarten program(s) than they have licensed places for because they can run more than one kindergarten program per week. Kindergarten places are therefore a more accurate measure of service kindergarten capacity than licensed places.

Three-Year-Old Kindergarten places have been presented as 15-hour places so they can be easily compared to Four-Year-Old Kindergarten places. Moreover, when Three-Year-Old Kindergarten is fully rolled-out in 2029, every three-year-old child will have access to 15-hours of kindergarten.

From 2023 all providers will have flexibility to determine how many hours of funded Three-Year-Old Kindergarten they deliver per week, with a minimum of five hours and a maximum of 15-hours funded pro-rata. It is expected that hours offered will vary. Given this variation, **it is important to be aware that during the transition to all three-year-old children receiving 15-hours of funded kindergarten per week in 2029, the 15-hour places presented in this report may represent multiple three-year-old places that individually receive less than 15-hours of kindergarten per week.**

These estimates have been developed at an LGA and community level to show the overall forecast and variation within an area. The KISP defines community at the Statistical Area Level 2, which is medium-sized areas which represent a community that interacts socially and economically, with a population range of 3,000 to 25,000 people, and an average population of about 10,000 people.

### 4.3 SUMMARY OF CURRENT KINDERGARTEN PROVISION

The figures below provide a summary of current kindergarten provision within the LGA and provide relevant context for the estimates of demand for funded kindergarten places included in Section 4.5. The data included in this section are largely drawn from:

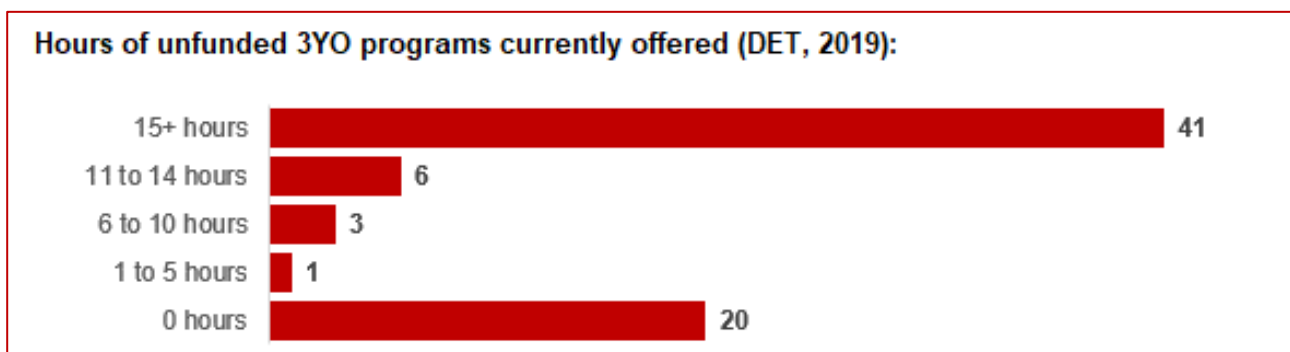
- The Kindergarten Capacity Assessment Program (KCAP), collected between June and October 2019.
- The Department's Kindergarten Information Management System (KIMS), as at 2019.
- The Department's Quality and Regulatory Division (QARD) monitoring data, as at 2019.
- The National Quality Agenda IT System (NQAITS), as at March 2021.
- The Victorian Child and Adolescent Monitoring System (VCAMS), as at 2018.

Please note that, because these sources were collected at different points, this may result in slightly different totals appearing in the below data.

Number of services by service type (NQAITS, 2021)	
Stand-alone kindergartens	36
Long day care centres	43

Percentage of services by management type, LGA level (NQAITs, 2021)	
Type	Percentage
Local Government	0%
Private not for profit	48%
Private for profit	37%
Other	15%

Current kindergarten offering	
Four-Year-Old Kindergarten participation rate (VCAMS, 2018):	94%
Number of services that offer a funded kindergarten program (DET, 2019):	71
Number of services that offer an unfunded Three-Year-Old Kindergarten program (DET, 2019):	51



#### 4.4 APPROACH TO OPTIMISING THE USE OF EXISTING SERVICES AND INFRASTRUCTURE

##### Change management strategies to optimise existing services and infrastructure

Children can often be accommodated through existing spare places and by services ‘unlocking’ unused capacity. As the experience of providers in the 2020 Three-Year-Old Kindergarten roll-out LGAs shows, while the optimisation of existing services can be challenging, it is highly time- and cost-effective compared to building new capacity through infrastructure projects. It also helps target infrastructure investment to the places that need it most and avoids over-supplying the local market.

The Department will support providers and services to maximise their kindergarten places through the following change management activities and practices:

- Running additional programs.
- Using different timetables, including running 7.5-hour days.

- Changing the delivery model, such as introducing rotational models or mixed-age groups.
- Having degree-qualified kindergarten teachers leading integrated kindergarten programs in long day care settings.

Boroondara City Council and the Department have estimated how many Three and Four-Year-Old Kindergarten places can be accommodated through existing services in the LGA (**Table 1**). The Department is committed to helping providers and services offer these kindergarten places before progressing to funded infrastructure solutions to meet demand. This commitment is reflected in the LGA and community level estimates below (**Table 2** onwards), which assume that demand will be met first through existing services and second through additional infrastructure. Note that in some cases the number of kindergarten places that can be offered through existing services may exceed demand for kindergarten places.

**Table 1: Total estimated funded kindergarten places that can be offered by optimising existing services and infrastructure across the LGA, between 2021-29 (presented in 15-hour equivalent places)**

	2021	2022	2023	2024	2025	2026	2027	2028	2029
Estimated existing supply of kindergarten places*	3772	3922	3922	3922	3922	3922	3922	3922	3922

\*This may be higher than current three and four-year-old enrolments as it includes any spare places that are currently available or could be generated by making some minor adjustments to programming approaches.

## 4.5 AGREED ESTIMATES OF DEMAND FOR FUNDED KINDERGARTEN PLACES THAT CANNOT BE MET THROUGH EXISTING SERVICES AND INFRASTRUCTURE

The below estimates (**Table 2** onwards) have been developed by Boroondara City Council and the Department to illustrate the estimated:

1. Total number of Three and Four-Year-Old Kindergarten places expected over the roll-out period.
2. Three and Four-Year-Old Kindergarten places that cannot be accommodated by optimising existing services and infrastructure over the roll-out period.

These estimates have been developed to reflect that the increase in demand for Three-Year-Old Kindergarten places will be gradual.

In estimating how many Three and Four-Year-Old Kindergarten places cannot be accommodated by existing services and infrastructure, Boroondara City Council and the Department have taken into account any new places that will be made available through planned expansions of existing services or new services, into estimates of existing supply, where this information is available. This may include Local Government owned services being developed and planned Kindergartens on School Sites.

These estimates do not, however, estimate how and when the broader sector will expand to meet the additional demand for kindergarten places that are estimated over the roll-out period.

Infrastructure needed in the LGA and its local communities is indicated by the bottom rows of the tables in this section (**Table 2** onwards): 'Total kindergarten places that cannot be accommodated by existing services'. For example, if the number of kindergarten places for the LGA or a community is above zero in this row, it means that the area is estimated to need additional infrastructure (noting that further optimisation which avoids the need for additional infrastructure may be possible). Any type of provider – not-for-profit or for-profit – can build this additional infrastructure. If this row shows all zeros, it means that there is no estimated need for additional infrastructure in the area.

Local Government and not-for-profit kindergarten providers must refer to the estimates in this section when applying through the Building Blocks Capacity Building Grants stream for Government funding. Under this stream, projects must be in a community where there is infrastructure need as shown in the community's table of estimated demand for kindergarten places (i.e. there are numbers in the bottom row above zero). Projects in LGAs or communities where demand can be met through existing services (i.e. the bottom row shows all zeros) are not eligible for funding under this stream.

## LGA estimates

**Table 2: Estimated three and four-year-old kindergarten places between 2021-29 (presented in 15-hour equivalent places)**

LGA level estimates	2021	2022	2023	2024	2025	2026	2027	2028	2029
Total estimated demand for kindergarten places (three and four-year-old children)	1,882	2,325	2,667	2,908	3,116	3,450	3,669	3,892	4,169
Total kindergarten places that cannot be accommodated by existing services	0	0	0	7	33	101	139	252	488

## Community estimates

**Table 3-12: Estimated three and four-year-old kindergarten places between 2021-29 (presented in 15-hour equivalent places)**

Ashburton estimates	2021	2022	2023	2024	2025	2026	2027	2028	2029
Total estimated demand for kindergarten places (three and four-year-old children)	90	115	132	145	159	188	212	222	205
Total kindergarten places that cannot be accommodated by existing services	0	0	0	0	0	0	0	0	0

<b>Balwyn estimates</b>	<b>2021</b>	<b>2022</b>	<b>2023</b>	<b>2024</b>	<b>2025</b>	<b>2026</b>	<b>2027</b>	<b>2028</b>	<b>2029</b>
Total estimated demand for kindergarten places (three and four-year-old children)	187	225	255	276	298	333	357	371	375
Total kindergarten places that cannot be accommodated by existing services	0	0	0	0	0	0	0	0	0

<b>Balwyn North estimates</b>	<b>2021</b>	<b>2022</b>	<b>2023</b>	<b>2024</b>	<b>2025</b>	<b>2026</b>	<b>2027</b>	<b>2028</b>	<b>2029</b>
Total estimated demand for kindergarten places (three and four-year-old children)	171	224	264	293	304	323	338	384	447
Total kindergarten places that cannot be accommodated by existing services	0	0	0	0	13	32	47	94	156

<b>Camberwell estimates</b>	<b>2021</b>	<b>2022</b>	<b>2023</b>	<b>2024</b>	<b>2025</b>	<b>2026</b>	<b>2027</b>	<b>2028</b>	<b>2029</b>
Total estimated demand for kindergarten places (three and four-year-old children)	147	208	252	286	318	369	402	430	469
Total kindergarten places that cannot be accommodated by existing services	0	0	0	0	0	0	0	0	33

<b>Glen Iris – East estimates</b>	<b>2021</b>	<b>2022</b>	<b>2023</b>	<b>2024</b>	<b>2025</b>	<b>2026</b>	<b>2027</b>	<b>2028</b>	<b>2029</b>
Total estimated demand for kindergarten places (three and four-year-old children)	194	240	275	292	303	318	332	375	434
Total kindergarten places that cannot be accommodated by existing services	0	0	0	7	18	33	47	91	149

<b>Hawthorn estimates</b>	<b>2021</b>	<b>2022</b>	<b>2023</b>	<b>2024</b>	<b>2025</b>	<b>2026</b>	<b>2027</b>	<b>2028</b>	<b>2029</b>
Total estimated demand for kindergarten places (three and four-year-old children)	183	236	276	306	336	385	417	438	449
Total kindergarten places that cannot be accommodated by existing services	0	0	0	0	0	0	0	0	0



<b>Hawthorn East estimates</b>	<b>2021</b>	<b>2022</b>	<b>2023</b>	<b>2024</b>	<b>2025</b>	<b>2026</b>	<b>2027</b>	<b>2028</b>	<b>2029</b>
Total estimated demand for kindergarten places (three and four-year-old children)	217	264	300	325	348	381	392	402	448
Total kindergarten places that cannot be accommodated by existing services	0	0	0	0	2	35	46	56	102

<b>Kew estimates</b>	<b>2021</b>	<b>2022</b>	<b>2023</b>	<b>2024</b>	<b>2025</b>	<b>2026</b>	<b>2027</b>	<b>2028</b>	<b>2029</b>
Total estimated demand for kindergarten places (three and four-year-old children)	403	463	514	550	584	636	670	698	726
Total kindergarten places that cannot be accommodated by existing services	0	0	0	0	0	0	0	0	0

<b>Kew East estimates</b>	<b>2021</b>	<b>2022</b>	<b>2023</b>	<b>2024</b>	<b>2025</b>	<b>2026</b>	<b>2027</b>	<b>2028</b>	<b>2029</b>
Total estimated demand for kindergarten places (three and four-year-old children)	36	54	67	77	86	103	113	121	126
Total kindergarten places that cannot be accommodated by existing services	0	0	0	0	0	0	0	0	0

<b>Surrey Hills (West) – Canterbury estimates</b>	<b>2021</b>	<b>2022</b>	<b>2023</b>	<b>2024</b>	<b>2025</b>	<b>2026</b>	<b>2027</b>	<b>2028</b>	<b>2029</b>
Total estimated demand for kindergarten places (three and four-year-old children)	254	297	333	357	380	414	437	453	490
Total kindergarten places that cannot be accommodated by existing services	0	0	0	0	0	0	0	11	48

## 5.AUTHORISATION

The Area Executive Director, Inner Eastern Melbourne of the Department of Education and Training and the Chief Executive of Boroondara City Council endorse this Kindergarten Services and Infrastructure Plan (KISP) for the City of Boroondara by signing on 24 June 2022.

This KISP is not intended to create legal relations or constitute a legally binding contractual agreement between the parties. The parties may review this KISP in **2024** to publish a new version that will replace the previous version.

Signed for and on behalf and with the authority of Boroondara City Council.

.....  


Signature

Phillip Storer  
Chief Executive Officer

Address: 8 Inglesby Rd, Camberwell, Victoria, 3124


.....  


Witness Signature

Signed by Area Executive Director, Inner Eastern Melbourne, Department of Education and Training

.....  


Signature

.....  


Witness Signature

Name: Mark Flack .....

Area Executive Director, Inner East Area  
Title: NEVR Department of Education and Training .....

Address: 295 Springvale Rd, Glen Waverley, VIC 3150 .....