



2015 SURVEY RESULTS

Destinations of students who exited school in 2014

Local Government Area of

Ballarat

About On Track Survey

On Track is a large-scale survey designed to monitor the destination outcomes of Year 12 or equivalent completers and early school leavers six months after leaving school. This information provides insights into post-school destinations and pathways, and highlights the diversity of pathways young people pursue after leaving secondary school. The On Track survey involves students from all Victorian school sectors.

Data obtained through the On Track survey is used to publish post-school education, training and employment destinations. Those not studying or in part-time work are offered career pathway advice and assistance via a referral service.

This LGA report provides local level information on the post-school education, training and employment destinations of students who attended schools in Ballarat, to support post compulsory education planning and to assist with youth support services. The report draws on data obtained through the 2015 On Track survey.

Some data presented has not been released due to the small numbers of respondents. These data will either be presented as "np" (not published) or appear blank (in figures and charts) where the number of respondents are less than 5.

Other On Track Reports

In addition to LGA reports, the following reports are produced annually from the On Track survey:

Statewide report

The On Track statewide summary provides a comprehensive analysis of destinations of Year 12 or equivalent completers and early school leavers across Victoria, six months after they leave school.

School reports

On Track destination data is provided to schools to assist in the development of curriculum options and careers advice for students, to assist them in achieving their post-school education and employment goals.

On Track destination data of school leavers for each Victorian school are available for download in the Victorian Assessment Software System (VASS).

The On Track statewide report and LGA reports are available to the public on the On Track website:

<http://www.education.vic.gov.au/ontrack>

Contact Information

If you have any queries or would like more information about On Track data, please email:

ontrack.survey@edumail.vic.gov.au

Table of Contents	Page No.
1 On Track survey response rates: school leavers in Ballarat	1
1.1 Participation of Year 12 or equivalent completers in the 2015 On Track survey	1
1.2 Participation of early school leavers in the 2015 On Track survey	1
2 Destinations of 2014 Year 12 or equivalent completers: Ballarat and Victoria	2
2.1 Year 12 or equivalent completers in campus-based tertiary study	5
2.2 Year 12 or equivalent completers in apprenticeships and traineeships	7
2.3 Year 12 or equivalent completers not continuing in education or training	8
2.4 Year 12 or equivalent completers who deferred tertiary study	9
2.5 Year 12 or equivalent completers who were employed	10
3 Post-school destinations of early school leavers in Ballarat	11
4 Career advice activities participated in while at school	14

1. On Track survey response rates: school leavers in Ballarat

Consent to participate in the On Track surveys is required to enable the Department to contact school leavers. Consent is sought via a question on the students' Victorian Curriculum Assessment and Authority (VCAA) enrolment form completed when a student enrolls in a senior secondary unit.

Students who consent to participate in the survey are contacted six months after leaving school. Participation in the survey is voluntary and school leavers may opt-out of completing the survey when contacted.

1.1 Participation of Year 12 or equivalent completers in the 2015 On Track survey

Year 12 or equivalent completers are defined as those who completed a Victorian Certificate of Education (VCE), International Baccalaureate (IB) or Victorian Certificate of Applied Learning (VCAL, Senior or Intermediate). The sample includes those who completed such qualifications in schools, or in TAFE institutions, or Adult and Community Education providers.

Table 1: 2015 On Track survey participation, Year 12 or equivalent completers in Ballarat who exited school in 2014

On Track participation	Year 12 or equivalent completers		
	Males	Females	Total
School leavers in cohort	592	653	1,245
Consented to participate	541	611	1,152
Responded to survey	389	432	821
Participation rate (%)	65.7	66.2	65.9

Note: Participation rate = On Track respondents as a proportion of school leavers in cohort

1.2 Participation of early school leavers in the 2015 On Track survey

For On Track, early school leavers are defined as students who had registered their details with the VCAA by enrolling in an IB program or a VCE or VCAL unit, and who left school without completing one of the following certificates: VCE; IB; VCAL Senior or VCAL Intermediate. In general, early school leavers had been in Year 10, 11 or 12 when they left school. As such, the sample does not represent all early leavers from Victorian schools.

Findings based on the early school leavers' data should be treated with caution due to the relatively low response rate.

Table 2: 2015 On Track survey participation, early school leavers in Ballarat who exited school in 2014

On Track participation	Early school leavers		
	Males	Females	Total
School leavers in cohort	311	237	548
Consented to participate	226	176	402
Responded to survey	81	58	139
Participation rate (%)	26.0	24.5	25.4

Note: Participation rate = On Track respondents as a proportion of school leavers in cohort

*The early school leaver response rate is affected by a number of factors:

- Early school leavers who had not attended school in 2014 or had returned to school in 2015 were scoped out of the survey but were included in the cohort file.
- A proportion of early school leavers could not be contacted or had unusable or incorrect contact information.

2. Destinations of 2014 Year 12 or equivalent completers: Ballarat and Victoria

Table 3: Destinations of Year 12 or equivalent completers who exited school in 2014, Ballarat and Victoria

Post-school destination	Ballarat		Victoria	
	No.	%	No.	%
In further education or training	561	np	27,141	77.0
Bachelor degree	394	np	18,749	53.2
Certificates/Diplomas	96	np	5,755	16.3
Certificate IV or higher	66	np	4,672	13.3
Certificate I to III	30	np	1,083	3.1
Apprentice/Trainee	71	np	2,637	7.5
Apprenticeship	46	np	1,794	5.1
Traineeship	25	np	843	2.4
Not continuing in further education or training	259	np	8,074	22.9
Employed	205	np	5,977	17.0
Employed full-time	67	np	1,946	5.5
Employed part-time	138	np	4,031	11.4
Looking for work	43	np	1,737	4.9
NILFET	11	np	360	1.0
Unknown	np	np	12	0.0
Total respondents	np	np	35,227	100.0

Note: NILFET = Not in the labour force, employment or training

Table 4: Destination of Year 12 or equivalent completers six month after leaving school, Ballarat and Victoria, 2011 to 2015

Post-school destination		Bachelor degree	Certificates/ Diplomas	Apprentice/ Trainee	Employed	Looking for work	NILFET
		%	%	%	%	%	%
Ballarat	2011	42.9	13.5	10.0	27.0	6.1	0.5
	2012	49.4	12.6	8.3	24.0	4.8	0.9
	2013	46.4	9.9	7.7	29.2	5.8	1.0
	2014	51.4	9.6	7.7	24.4	6.0	0.8
	2015	48.0	11.7	8.6	25.0	5.2	1.3
Victoria	2011	49.5	18.7	8.5	18.5	4.1	0.8
	2012	52.0	17.5	8.0	17.5	4.1	0.9
	2013	53.2	15.8	7.1	17.9	4.8	1.1
	2014	54.3	16.1	7.0	16.7	5.1	0.9
	2015	53.2	16.3	7.5	17.0	4.9	1.0

Note: NILFET = Not in the labour force, employment or training

Table 5: Post-school destinations of Year 12 or equivalent completers in Ballarat , by certificate and study strand completed in 2014

Post-school destination	Study strand completed				
	VCAL only	VCE non-VET	VCE VCAL	VCE VET	IB
	%	%	%	%	%
Bachelor degree	6.7	58.1		45.2	
Certificates/Diplomas	26.7	7.5		13.3	
Apprenticeship/Traineeship	24.0	4.5		10.1	
Employed	25.3	23.9		26.1	
Looking for work	16.0	4.2		4.1	
NILFET	1.3	1.5		1.2	
Unknown		0.2			
Total respondents	100.0	100.0		100.0	

Note: NILFET = Not in the labour force, employment or training

Figure 1: Post-school destinations of Year 12 or equivalent completers in Ballarat, by gender, 2015

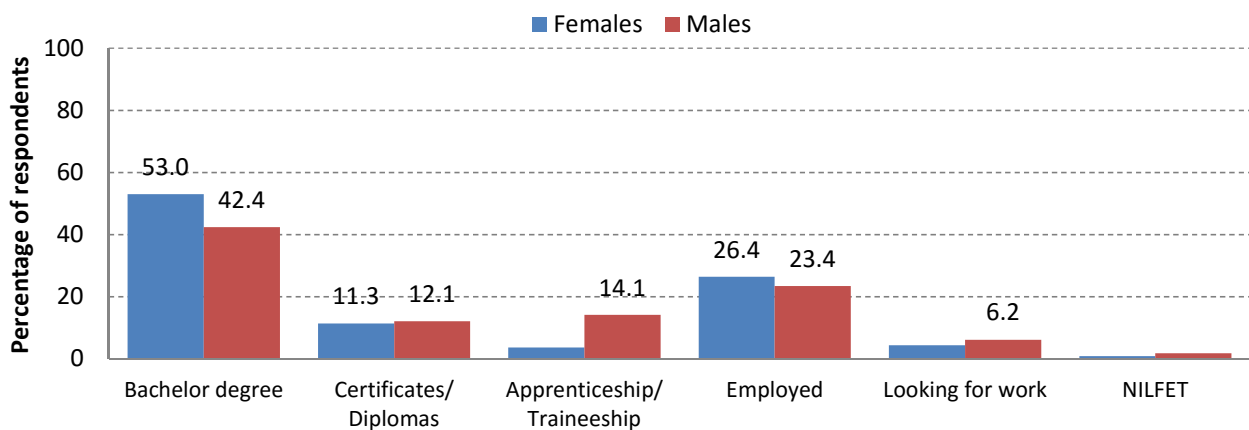


Table 6: Post-school destinations of Year 12 or equivalent completers in Ballarat, by gender, 2015

Post-school destination	SES quartile of student residence			
	Lowest	Lower-Middle	Upper-Middle	Highest
	%	%	%	%
Bachelor degree	45.9	48.2	47.1	56.8
Certificates/Diplomas	11.5	11.7	13.2	8.1
Apprenticeship/Traineeship	6.0	10.3	8.3	2.7
Employed	27.3	24.5	24.8	21.6
Looking for work	7.7	4.0	5.0	8.1
NILFET	1.1	1.3	1.7	2.7
Unknown	0.5			
Total respondents	100.0	100.0	100.0	100.0

Note: NILFET = Not in the labour force, employment or training

2.1 Year 12 or equivalent completers in campus-based tertiary study

Campus-based tertiary education leads to the award of a certificate (level I through IV), diploma, advanced diploma, associate degree or bachelor degree. Study may be undertaken at a university, a TAFE institution or a private provider.

Table 8: Institution of study of Year 12 or equivalent completers who attended a school in Ballarat and were in campus-based tertiary study in 2015

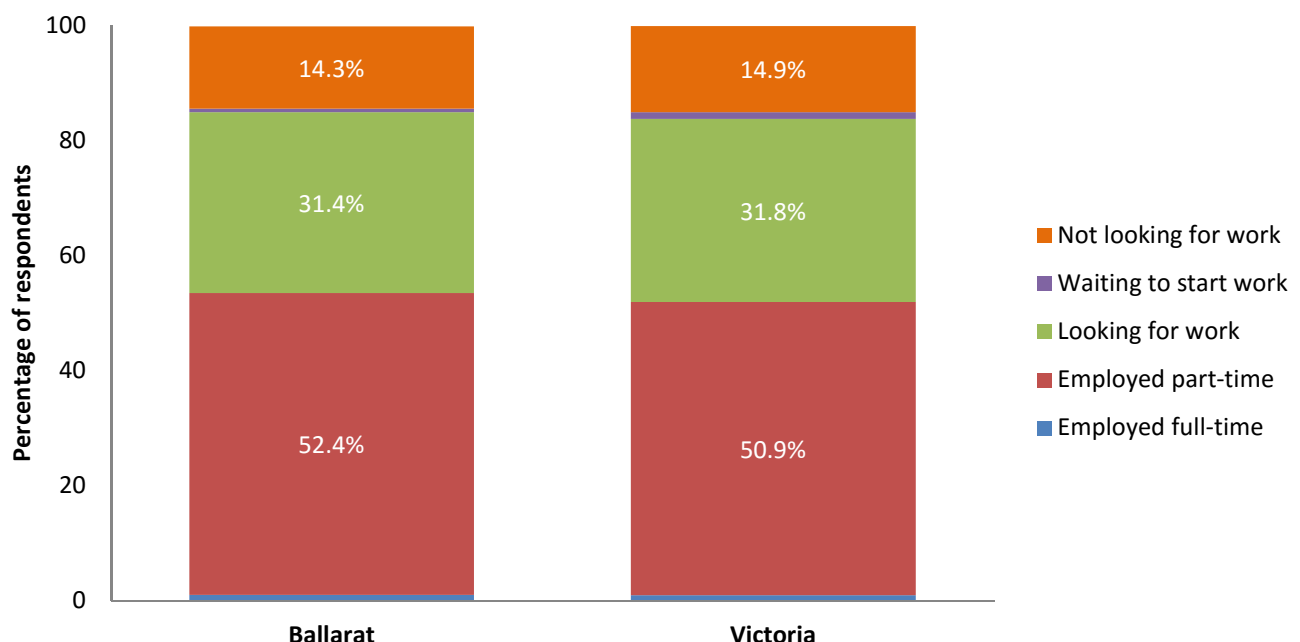
Institution of study	Year 12 or equivalent completers	
	No.	%
UNIVERSITY		
Australian Catholic University	45	10.0
Charles Sturt University	np	np
Deakin University	52	11.5
Federation University (formerly Ballarat University)	153	33.8
La Trobe University	28	6.2
Melbourne University	48	10.6
Monash University	27	6.0
RMIT University	33	7.3
Swinburne University	10	2.2
Victoria University	8	1.8
Interstate University	12	2.7
Other University		
TAFE / VET		
Bendigo Regional Institute of TAFE		
Box Hill Institute of TAFE		
Chisholm Institute of TAFE		
Federation Training (formerly Advance TAFE)		
Federation University - TAFE Division (formerly Ballarat University - TAFE Division)	20	4.4
Federation Training (formerly Central Gippsland TAFE)		
Gordon Institute	np	np
Goulburn Ovens Institute of TAFE		
Holmesglen Institute		
Kangan Batman Institute of TAFE		
Melbourne University (TAFE Division/ILFR)		
Melbourne Polytechnic		
RMIT (TAFE Division)	np	np
South West Institute of TAFE		
Sunraysia Institute of TAFE		
Swinburne (TAFE Division)		
Victoria University (TAFE Division)		
William Angliss Institute of TAFE	np	np
Wodonga Institute of TAFE	np	np
Other TAFE	np	np
Total respondents in campus- based study	np	100.0

Table 9: Main field of study of Year 12 or equivalent completers in campus-based study, Ballarat and Victoria 2015

Field of education	Ballarat		Victoria	
	No.	%	No.	%
Natural and physical sciences	60	np	3,098	12.7
Information technology	16	np	894	3.7
Engineering and related technologies	34	np	1,663	6.8
Architecture and building	9	np	639	2.6
Agriculture, environmental and related studies	13	np	366	1.5
Health	88	np	4,214	17.2
Education	46	np	1,697	6.9
Management and commerce	52	np	4,238	17.3
Society and culture	63	np	3,222	13.2
Creative arts	91	np	3,575	14.6
Food, hospitality & personal services	11	np	485	2.0
Mixed field programmes	5	np	167	0.7
General degree	np	np	182	0.7
Other	np	np	46	0.2
Total respondents in campus based study	np	100.0	24,486	100.0

Note: Year 12 or equivalent completers who deferred a place in a tertiary-level program were allocated to their destination at the time of the survey and are not included in the data presented.

Figure 2: Labour force status of Year 12 or equivalent completers in campus-based tertiary study, Ballarat and Victoria, 2015



Note: Year 12 or equivalent completers who deferred a place in a tertiary-level program were allocated to their destination at the time of the survey and are not included in the data presented.

2.2 Year 12 or equivalent completers in apprenticeships and traineeships

Figure 3: Proportion of Year 12 or equivalent completers in an apprenticeship or traineeship, by gender, Ballarat and Victoria, 2015

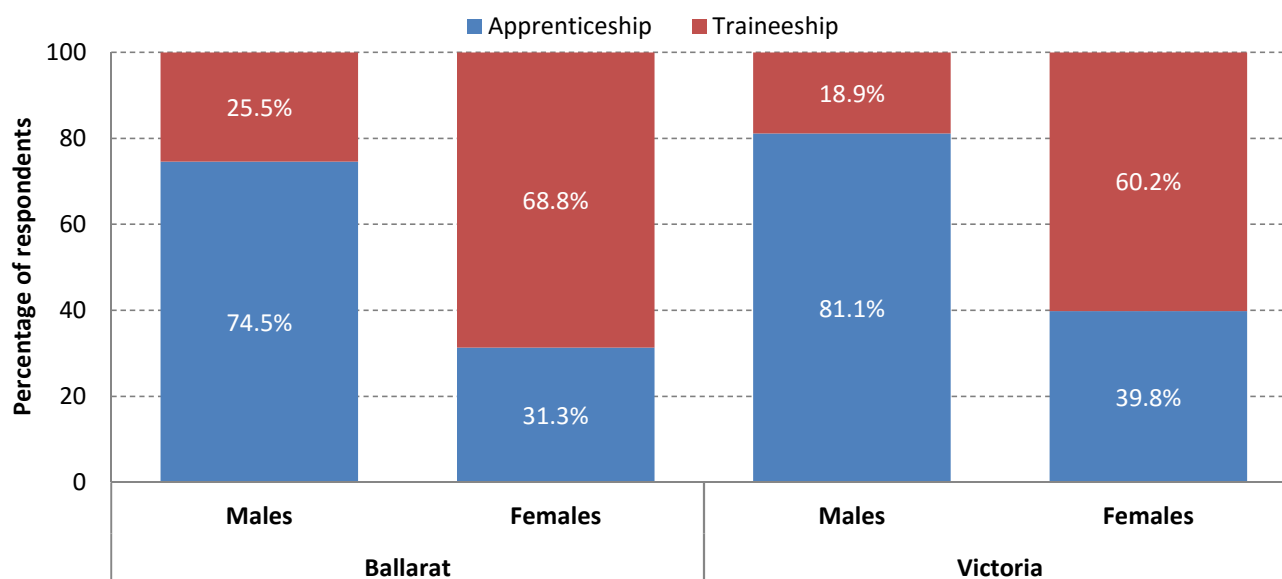


Table 10: Occupation groups of Year 12 or equivalent completers in an apprenticeship or traineeship, Ballarat and Victoria, 2015

Occupation group	Ballarat		Victoria	
	No.	%	No.	%
Accounting, finance & management			47	1.8
Building & construction	25	np	615	23.8
Cleaning			9	0.3
Clerks, receptionists & secretaries	np	np	126	4.9
Computing & IT	np	np	30	1.2
Drivers & transport			6	0.2
Electrical & electronics trades	6	np	276	10.7
Engineering, science & the environment	np	np	29	1.1
Food, hospitality & tourism	10	np	280	10.8
Gardening, farming & fishing	np	np	99	3.8
Government & defence			13	0.5
Health, fitness, hair & beauty	5	np	259	10.0
Labourers, factory & machine workers	np	np	90	3.5
Marketing & sales representatives			28	1.1
Media, the arts & printing			28	1.1
Metal & engineering trades	np	np	73	2.8
Motor vehicle service & repair	np	np	179	6.9
Sales assistants & storepersons	np	np	109	4.2
Social, welfare & security	np	np	35	1.4
Teaching, childcare & library	np	np	159	6.2
Other	np	np	95	3.7
Total - all occupation groups	np	100.0	2,585	100.0

2.3 Year 12 or equivalent completers not continuing in education or training

Table 11: Reasons for not continuing study: Year 12 or equivalent completers in Ballarat not in education or training at the time of the survey, 2011 to 2015

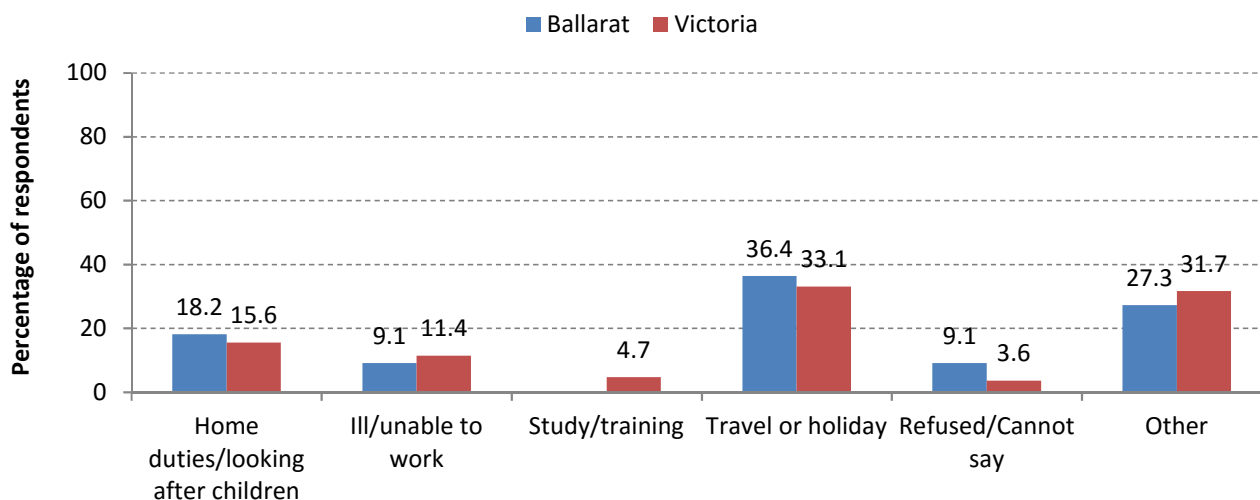
Survey year	You wanted to start working / earning your own money	You just needed a break from study	You never planned or intended to study	The courses you were interested in were not available locally
2011	85.1	74.3	27.0	22.3
2012	83.3	66.7	32.5	13.5
2013	92.3	78.1	29.7	16.8
2014	82.5	74.6	32.5	19.8
2015	86.5	70.3	36.0	18.9

Note: Respondents may have agreed to more than one statement.

Table 12: Likelihood of study in the next two years that would lead to a qualification, reported by Year 12 or equivalent completers not in education or training in Ballarat and Victoria, 2015

Likelihood of future study	Ballarat		Victoria	
	No.	%	No.	%
Extremely likely	39	np	2,043	44.3
Somewhat likely	54	np	1,842	40.0
Not very likely	9	np	440	9.5
Not at all likely	5	np	164	3.6
Can't say / refused	np	np	120	2.6
Total respondents	np	np	4,609	100.0

Figure 4: Main activity reported by Year 12 or equivalent completers Not in the Labour Force, Education or Training (NILFET), Ballarat and Victoria, 2015



2.4 Year 12 or equivalent completers who deferred tertiary study

Deferred students are those who had been offered a place at university, TAFE or other tertiary institution, but had chosen to defer taking up the offer.

Figure 5: Proportion of Year 12 or equivalent completers who deferred tertiary study in Ballarat and Victoria, 2011 to 2015

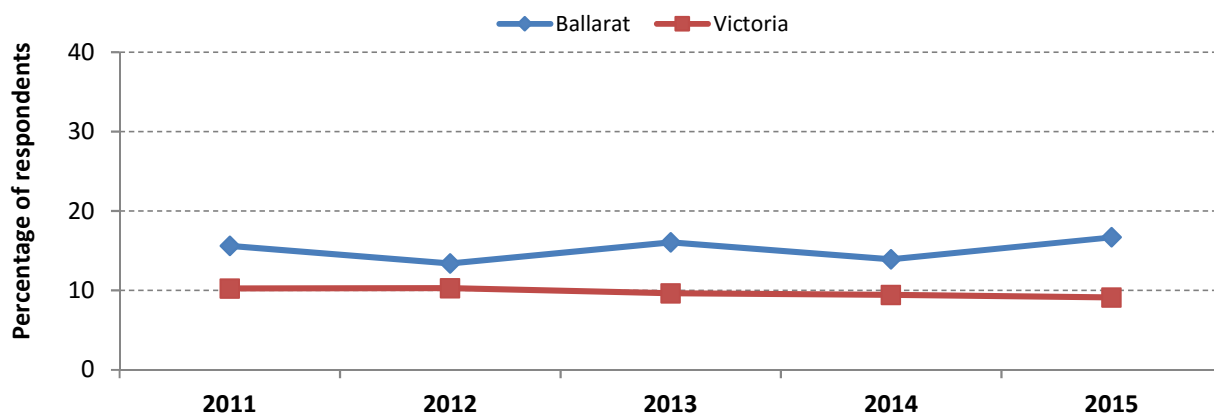
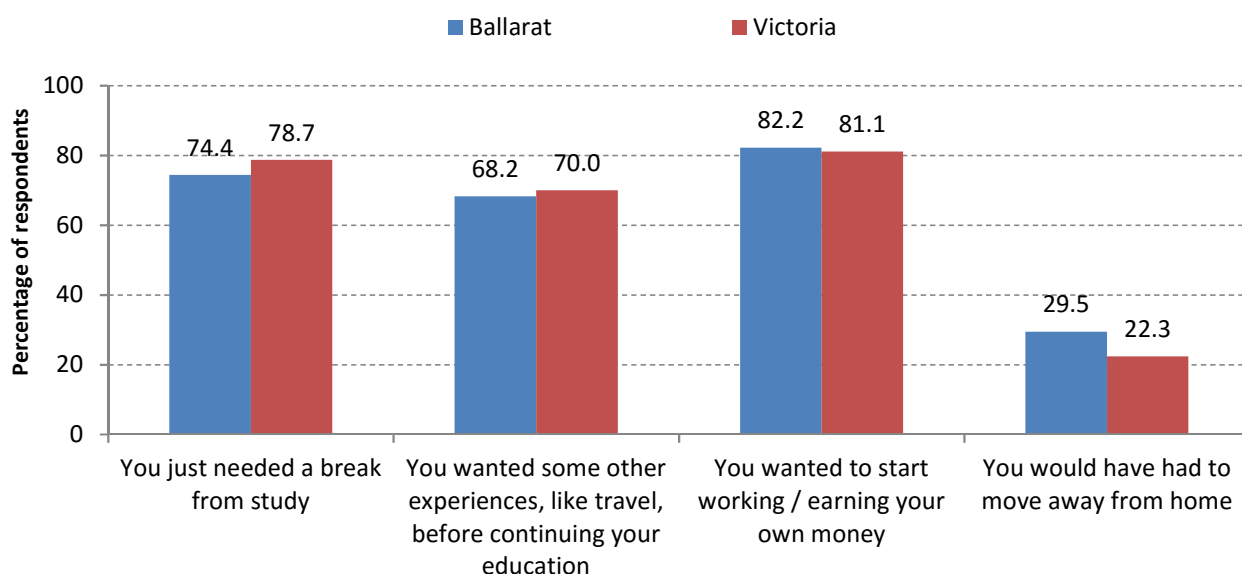


Figure 6: Reasons provided by Year 12 or equivalent completers for deferring tertiary study, Ballarat and Victoria, 2015



Note: Respondents may have agreed to more than one statement.

Table 13: Destinations of Year 12 or equivalent completers who deferred tertiary study, Ballarat and Victoria, 2013 to 2015

Post-school destination of deferred students	Ballarat			Victoria		
	2013	2014	2015	2013	2014	2015
	%	%	%	%	%	%
Employed full-time	24.8	28.3	32.1	29.3	26.2	26.4
Employed part-time	63.9	56.6	54.0	51.1	54.3	54.0
Looking for work	6.0	14.2	8.0	12.9	14.7	14.1
NILFET	5.3	0.9	5.1	6.4	4.6	5.3
Unknown			0.7	0.2	0.2	0.1
Total respondents	100.0	100.0	100.0	100.0	100.0	100.0

Note: NILFET = Not in the labour force, employment or training

2.5 Year 12 or equivalent completers who were employed

Table 14: Top 10 occupations of Year 12 or equivalent completers who were employed at the time of the On Track survey, Ballarat and Victoria, 2015

Occupation	Ballarat		Victoria	
	No.	%	No.	%
Sales assistants	25	np	825	14.3
Checkout operators & cashiers	25	np	602	10.5
Waiters	24	np	652	11.3
Storepersons	8	np	332	5.8
Counter hands at food outlets	14	np	467	8.1
Kitchenhands	8	np	277	4.8
Receptionists	np	np	126	2.2
Bar Attendants	np	np	203	3.5
Teachers, tutors & teacher aides	np	np	117	2.0
Factory workers & packers	5	np	178	3.1
All other occupations	81	np	1,978	34.4
Total respondents	np	np	5,757	100.0

Table 15: Average hours worked per week, Year 12 or equivalent completers who were employed at the time of the On Track survey, Ballarat and Victoria, 2015

Average hours worked per week	Ballarat		Victoria	
	No.	%	No.	%
Less than 5 hours	5	np	106	1.9
5 - 9 hours	np	np	291	5.3
10 - 14 hours	24	np	517	9.4
15 - 19 hours	18	np	584	10.6
20 - 24 hours	24	np	791	14.4
25 - 29 hours	23	np	612	11.2
30 - 34 hours	25	np	696	12.7
35 - 39 hours	31	np	823	15.0
40 - 44 hours	23	np	677	12.3
45 - 49 hours	6	np	168	3.1
Greater than or equal to 50 hours	5	np	222	4.0
Total respondents	np	np	5,487	100.0

Table 16: Preference to be working full-time, Year 12 or equivalent completers who were employed part-time at the time of the On Track survey, Ballarat and Victoria, 2015

Prefer to be working full-time	Ballarat		Victoria	
	No.	%	No.	%
Yes	75	59.5	2,283	62.7
No	46	36.5	1,187	32.6
Can not say	5	4.0	169	4.6
Total respondents	126	100.0	3,639	100.0

Note: Part-time employment = less than 35 hours per week

3. Post-school destinations of early school leavers

Table 17: Post-school destinations of early school leavers who exited school in 2014, Ballarat and Victoria

Post-school destination	Ballarat		Victoria	
	No.	%	No.	%
In further education or training	np	np	1931	54.8
Bachelor degree	np	np	31	0.9
Certificates/Diplomas	33	np	907	25.8
Certificate IV or higher	17	np	408	11.6
Certificate I to III	16	np	499	14.2
Apprentice/Trainee	42	np	993	28.2
Apprenticeship	38	np	857	24.3
Traineeship	np	np	136	3.9
Not continuing in further education or training	63	np	1580	44.9
Employed	27	np	835	23.7
Employed full-time	9	np	314	8.9
Employed part-time	18	np	521	14.8
Looking for work	27	np	550	15.6
NILFET	9	np	195	5.5
Unknown			10	0.3
Total respondents	np	np	3,521	100.0

Note: NILFET = Not in the labour force, employment or training

Table 18: Post-school destinations of early school leavers in Ballarat and Victoria, 2011 to 2015

Post-school destination		Bachelor degree	Certificates/ Diplomas	Apprentice/ Trainee	Employed	Looking for work	2014
		%	%	%	%	%	%
Ballarat	2011		20.4	35.0	24.8	18.2	1.5
	2012		25.0	47.1	18.3	6.7	2.9
	2013		14.1	31.3	28.9	19.5	6.3
	2014	0.8	20.2	23.3	24.8	27.1	3.9
	2015	0.7	23.7	30.2	19.4	19.4	6.5
Victoria	2011	0.4	19.8	35.1	24.0	16.2	4.5
	2012	0.4	21.4	34.6	23.3	15.0	5.2
	2013	0.9	23.2	27.5	24.8	17.4	6.0
	2014	0.7	28.1	25.1	23.9	16.9	5.1
	2015	0.9	25.8	28.2	23.7	15.6	5.5

Note: NILFET = Not in the labour force, employment or training. The percentage of early school leavers by post-school destination is sensitive to changes in respondent numbers and fluctuates year to year due to the small sample size in each cohort.

Figure 7: Reasons given by early school leavers in Ballarat and Victoria for leaving school, 2015

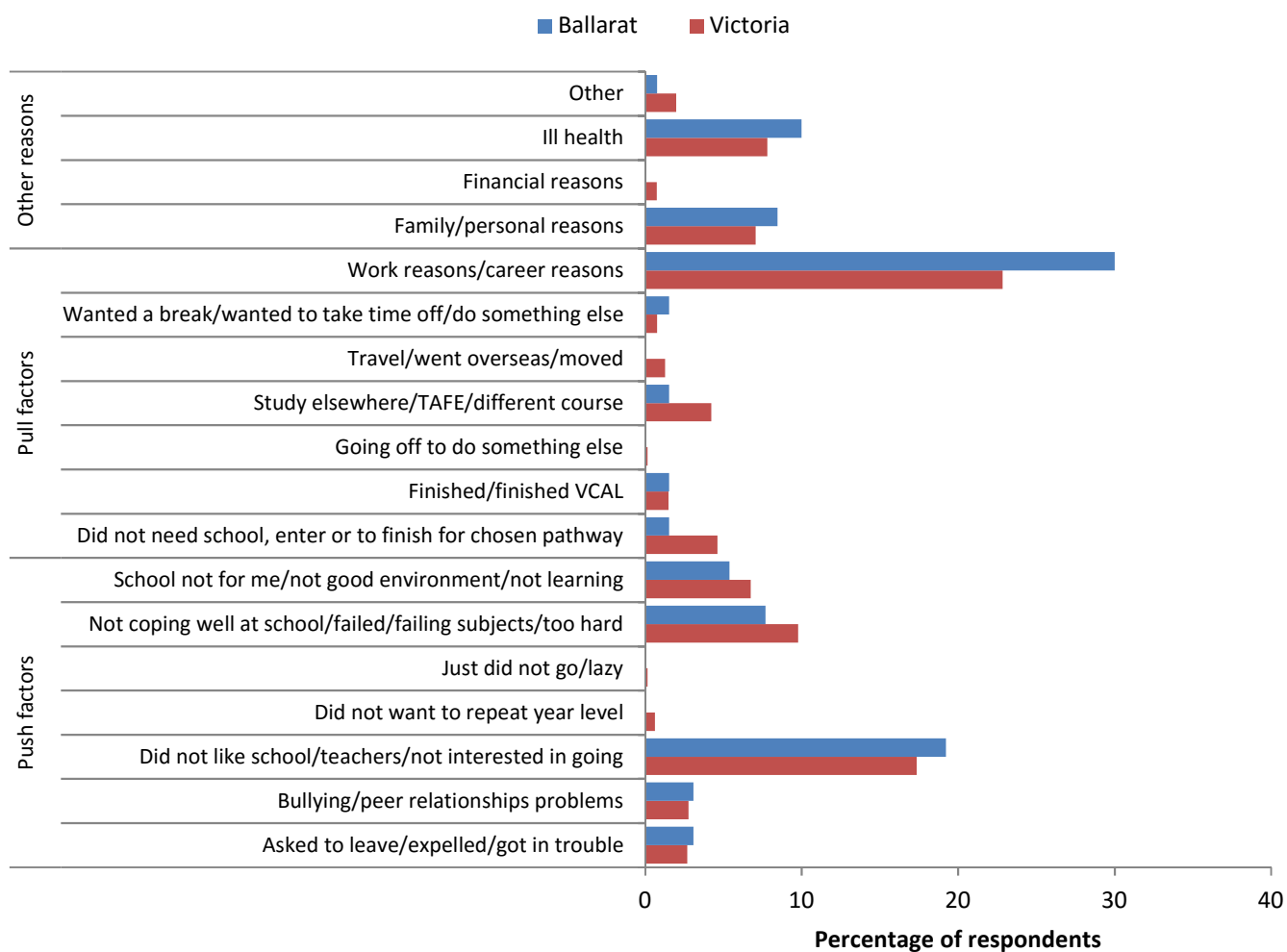


Table 19: Factors that would have motivated early school leavers to stay in school, Ballarat and Victoria, 2011 to 2015

Motivation factors for staying in schools		The school had a wider range of subjects	There were vocational programs or VET subjects in areas that interested you	There was more flexible scheduling of classes	You could have studied part-time while working
		%	%	%	%
Ballarat	2011	55.0	51.2	48.1	65.1
	2012	51.1	47.9	45.7	55.3
	2013	48.3	45.7	56.9	56.9
	2014	40.9	45.2	45.2	48.7
	2015	37.7	44.6	41.5	50.8
Victoria	2011	48.7	50.5	48.8	55.6
	2012	49.5	50.7	51.3	58.4
	2013	49.7	49.4	48.7	55.4
	2014	48.6	47.6	48.4	52.3
	2015	47.5	47.9	46.8	50.5

Note: Respondents may have agreed to more than one statement.

Figure 8: Year level studying when left school, early school leavers in Ballarat and Victoria, 2013 to 2015

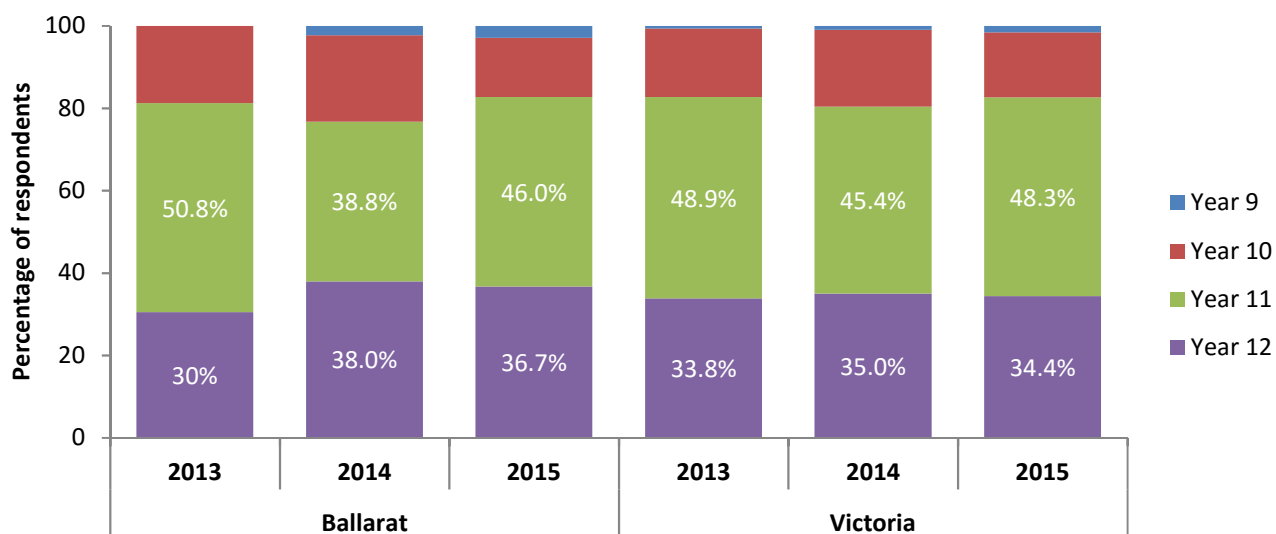


Figure 9: Reasons for not continuing education or training: early school leavers in Ballarat and Victoria, 2015

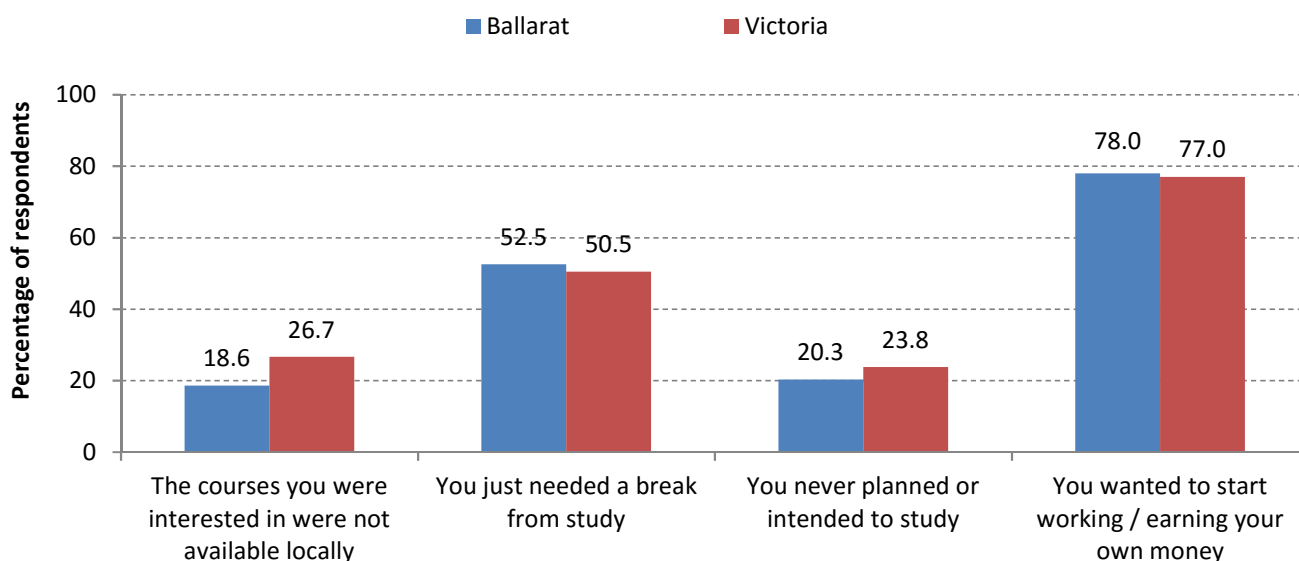


Table 20: Top 5 occupations of early school leavers not in education or training who were employed at the time of the On Track survey, Ballarat and Victoria, 2015

Occupation group	Ballarat		Victoria	
	No.	%	No.	%
Sales assistants	np	np	73	9.1
Counter hands at food outlets	np	np	75	9.4
Checkout operators & cashiers	np	np	47	5.9
Storepersons			35	4.4
Kitchenhands			39	4.9
All other occupations	18	np	530	66.3
Total working and not in education or training	np	np	799	100.0

4. Career advice activities participated in while at school

Figure 10: Career advice activities participated in while at school, by school leavers in Ballarat, 2015

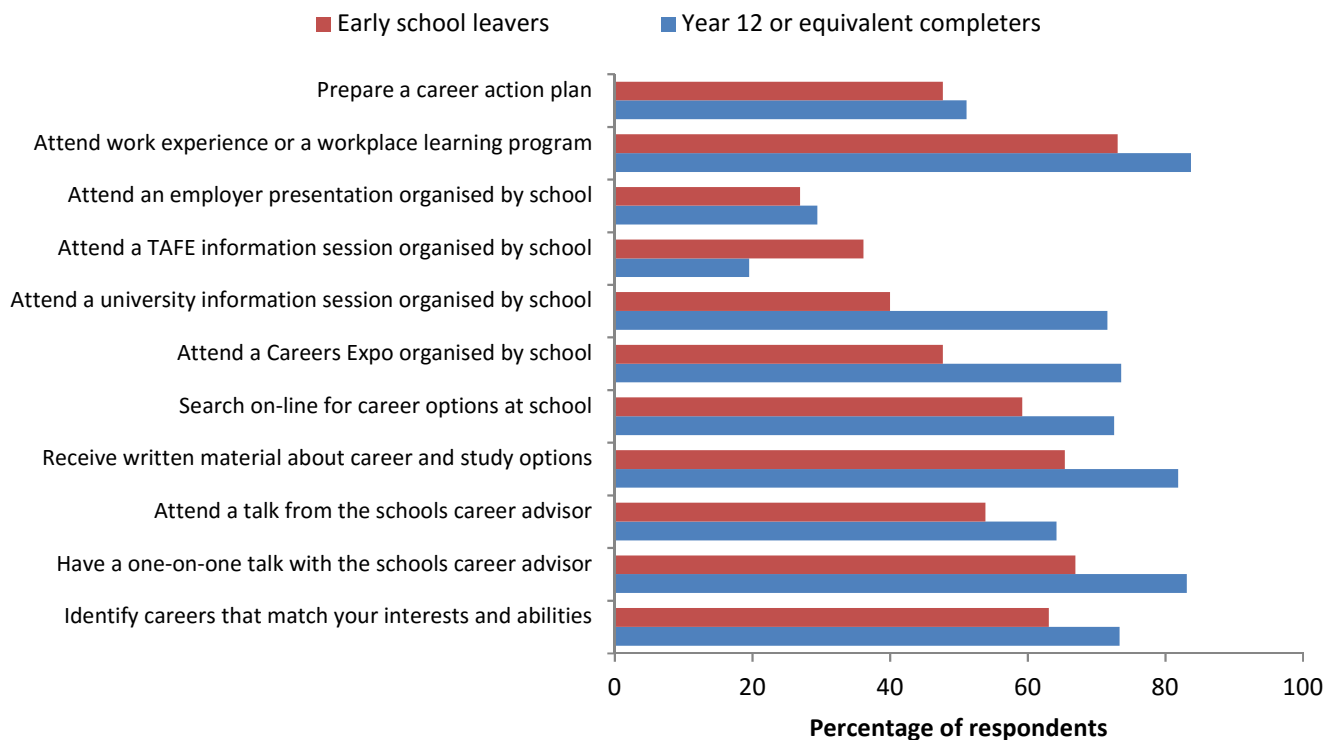


Table 21: Perceived usefulness of career advice received while at school, school leavers in Ballarat and Victoria, 2015

Perceived usefulness of career advice received	Ballarat		Victoria	
	Year 12 or equivalent completers	Early school leavers	Year 12 or equivalent completers	Early school leavers
Very useful	29.8	23.1	29.8	20.8
Somewhat useful	50.1	43.1	50.2	42.2
Not very useful	14.5	16.9	13.7	20.0
Not at all useful	5.2	14.6	5.5	12.7
Did not receive any advice / Can not say	0.4	2.3	0.9	4.3
Total respondents	788	130	34,114	3,243

Table 22: Follow-up action taken on career action plans by early school leavers in Ballarat, 2015

Career action plan follow-up	Year 12 or equivalent		Early school leavers	
	No.	%	No.	%
Total respondents	788		130	
Prepared a career action plan while at school	403	51.1	62	47.7
(Of those who prepared a plan) - Had a copy of this plan when they left school	153	38.0	14	22.6
(Of those that had a copy of their plan when they left school) - Followed up on actions in their plan	98	64.1	8	57.1