

ON TRACK 2017 SURVEY RESULTS



DESTINATION OF STUDENTS WHO EXITED SCHOOL
IN 2016

Moyne (S)



Education
and Training

CONTENTS

1	On Track survey response rates: school leavers in Moyne (S)	1
1.1	Participation of Year 12 or equivalent completers in the 2017 On Track survey	1
1.2	Participation of early school leavers in the 2017 On Track survey	1
2	Destinations of 2017 Year 12 or equivalent completers: Moyne (S) and Victoria	2
2.1	Year 12 or equivalent completers in campus-based tertiary study	5
2.2	Year 12 or equivalent completers in apprenticeships and traineeships	7
2.3	Year 12 or equivalent completers not continuing in education or training	8
2.4	Year 12 or equivalent completers who deferred tertiary study	9
2.5	Year 12 or equivalent completers who were employed	10
3	Post-school destinations of early school leavers	12
4	Career advice activities participated in while at school	15

Melbourne November 2017

©State of Victoria (Department of Education and Training) 2017

The copyright in this document is owned by the State of Victoria (Department of Education and Training), or in the case of some materials, by third parties (third party materials). No part may be reproduced by any process except in accordance with the provisions of the Copyright Act 1968, the National Education Access Licence for Schools (NEALS) (see below) or with permission.

An educational institution situated in Australia which is not conducted for profit, or a body responsible for administering such an institution may copy and communicate the materials, other than third party materials, for the educational purposes of the institution.

Authorised by the Department of Education and Training,
2 Treasury Place, East Melbourne, Victoria, 3002

About On Track

On Track is a large-scale survey designed to monitor the destination outcomes of Year 12 or equivalent completers and early school leavers six months after leaving school. This information provides insights into post-school destinations and pathways, and highlights the diversity of pathways young people pursue after leaving secondary school. The On Track survey involves students from all Victorian school sectors.

Data obtained through the On Track survey is used to publish post school education, training and employment destinations. Those not studying or in part-time work are offered career pathway advice and assistance via a referral service.

This report provides local level information on the post-school education, training and employment destinations of students who attended schools in this LGA to support post compulsory education planning and to assist with youth support services. The report draws on data obtained through the 2017 On Track survey.

Some data presented has not been released due to the small numbers of respondents. These data will either be presented as "np" (not published) or appear blank (in figures and charts) where the number of respondents are less than 5.

Other On Track Reports

In addition to LGA reports, the following reports are produced annually from the On Track survey:

Statewide report

The On Track statewide snapshot provides a comprehensive analysis of destinations of Year 12 or equivalent completers and early school leavers across Victoria, six months after they leave school.

School reports

On Track destination data is provided to schools to assist in the development of curriculum options and careers advice for students, to assist them in achieving their post-school education and employment goals.

On Track destination data of school leavers for each Victorian school are available for download in the Victorian Assessment Software System (VASS).

The On Track statewide snapshot and LGA reports are available to the public on the On Track website: www.education.vic.gov.au/ontrack

Contact Information

If you have any queries or would like more information about On Track data, please email: ontrack.survey@edumail.vic.gov.au

1. On Track survey response rates

Consent to participate in the On Track survey is required to enable the Department to contact school leavers. Consent is sought via a question on the students' Victorian Curriculum Assessment and Authority (VCAA) enrolment form completed when a student enrolls in a senior secondary unit.

Students who consent to participate in the survey are contacted six months after leaving school. Participation in the survey is voluntary and school leavers may opt-out of completing the survey when contacted.

1.1 Participation of Year 12 or equivalent completers in the 2017 On Track survey

Year 12 or equivalent completers are defined as those who completed a Victorian Certificate of Education (VCE), International Baccalaureate (IB) or Victorian Certificate of Applied Learning (VCAL, Senior or Intermediate). The sample includes those who completed such qualifications in schools, or in TAFE institutions or Adult and Community Education providers.

Table 1: 2017 On Track participation, Year 12 or equivalent completers in Moyne (S) who exited school in 2016

On Track participation	Year 12 or equivalent completers		
	Males	Females	All Total
School leavers in cohort	7	10	17
Consented to participate	5	8	13
Responded to survey	5	4	9
Participation rate (per cent)	71.4	40.0	52.9

Note: Participation rate = On Track respondents as a proportion of school leavers in cohort

1.2 Participation of early school leavers in the 2017 On Track survey

For On Track, early school leavers are defined as students who had registered their details with the VCAA by enrolling in an IB program or a VCE or VCAL unit, and who left school without completing one of the following certificates: VCE; IB; VCAL Senior or VCAL Intermediate. In general, early school leavers had been in Year 10, 11 or 12 when they left school. As such the sample does not represent all early leavers from Victorian schools.

Findings based on the early school leavers' data should be treated with caution due to the relatively low participation rate.

Table 2: 2017 On Track participation, early school leavers in Moyne (S) who exited school in 2016

On Track participation	Early school leavers		
	Males	Females	All Total
School leavers in cohort	7	5	12
Consented to participate	7	2	9
Responded to survey	2		2
Participation rate (per cent)	28.6	0.0	16.7

Notes:

Participation rate = On Track respondents as a proportion of school leavers in cohort

* The early school leaver response rate is affected by a number of factors:

- Early school leavers who had not attended school in 2016 or had returned to school in 2017 were scoped out of the survey but were included in the cohort file.
- A proportion of early school leavers could not be contacted or had unusable or incorrect contact information.

2. Destinations of 2016 Year 12 or equivalent completers: Moyne (S) and Victoria

Table 3: Destinations of Year 12 or equivalent completers who exited school in 2016, Moyne (S) and Victoria

Post-school destination	Moyne (S)		Victoria	
	Number	Per cent	Number	Per cent
In Education or Training	np	np	21071	74.8
Bachelor degree	np	np	15156	53.8
Certificates/diplomas			3643	12.9
Certificate I-III			566	2.0
Certificate IV or higher			3077	10.9
Apprenticeship/traineeship	np	np	2272	8.1
Apprenticeship	np	np	1603	5.7
Traineeship			669	2.4
Not in Education or Training	6	66.7	7073	25.1
Employed	5	55.6	5497	19.5
Employed full-time	np	np	1853	6.6
Employed part-time	np	np	3644	12.9
Looking for work	np	np	1297	4.6
NILFET			279	1.0
Unknown			18	0.1
Total respondents	9	100.0	28162	100.0

Note: NILFET = Not in the labour force, employment or training

Table 4: Destinations of Year 12 or equivalent completers six months after leaving school, Moyne (S) and Victoria, 2013 to 2017

Post-school destination	Moyne (S)					Victoria				
	2013	2014	2015	2016	2017	2013	2014	2015	2016	2017
	Per cent	Per cent	Per cent	Per cent	Per cent	Per cent	Per cent	Per cent	Per cent	Per cent
Bachelor degree	35.3	np	35.0	np	np	53.2	54.3	53.2	54.2	53.8
Certificates/diplomas	np	np	np	np		15.8	16.1	16.3	14.6	12.9
Apprenticeship/traineeship	35.3	np	30.0	np	np	7.1	7.0	7.5	8.1	8.1
Employed	np	np	30.0	np	55.6	17.9	16.7	17.0	17.7	19.5
Looking for work	np				np	4.8	5.1	4.9	4.5	4.6
NILFET						1.1	0.9	1.0	0.9	1.0
Unknown						0.0	0.0	0.0	0.0	0.1

Note: NILFET = Not in the labour force, employment or training

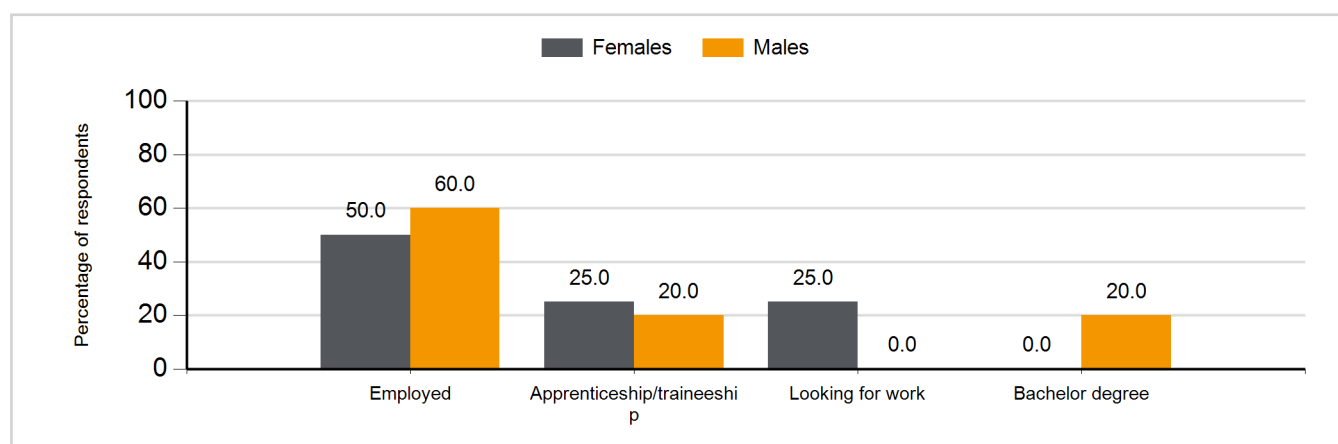
2. Destinations of 2016 Year 12 or equivalent completers: Moyne (S) and Victoria

Table 5: Post-school destinations of Year 12 or equivalent completers in Moyne (S), by certificate and study strand completed in 2016

Post-school destination	Study strand completed			
	VCAL	VCE non-VET	VCE VET	IB
Bachelor degree			np	
Certificates/diplomas				
Apprenticeship/traineeship		np	np	
Employed		np	np	
Looking for work		np		
NILFET				
Unknown				
Total respondents		np	100.0	

Note: NILFET = Not in the labour force, employment or training

Figure 1: Post school destinations of Year 12 or equivalent completers in Moyne (S), by gender, 2017



Note: NILFET = Not in the labour force, employment or training

Table 6: Post-school destinations of Year 12 or equivalent completers in Moyne (S), by SES in 2016

Post-school destination	SES quartile of student residence			
	Lowest	Low - Medium	Medium	High
Bachelor degree		np		
Certificates/diplomas				
Apprenticeship/traineeship		np		
Employed		np	np	
Looking for work		np		
NILFET				
Unknown				
Total respondents	100.0	100.0	100.0	100.0

Note: NILFET = Not in the labour force, employment or training

2. Destinations of 2016 Year 12 or equivalent completers: Moyne (S) and Victoria

Table 7: School destination results of Year 12 or equivalent completers, On Track survey data 2017, Moyne (S), by school

School Name	Year 12 or equiv. completers	Respondents
	Number	Number
Total	0	0

Note:

(1) School that did not meet the following publication rules were not published in the table above:

- Schools with less than 10 Year 12 completers or less than 10 survey respondents.
- Schools with less than 50% consent rate, less than 50% response rate or less than 20% of the Year 12 cohort participating in the survey.

(2) This table presents the count of Year 12 or equivalent completers who attended a school located within Moyne (S). Students who reside in Moyne (S) but attended a school outside Moyne (S) are not included in this table.

(3) Not in Education and Training include Deferred, Employed, Looking for work and NILFET
NILFET = Not in the labour force, employment or training

2.1 Year 12 or equivalent completers in campus-based tertiary study

Campus-based tertiary education leads to the award of a certificate (level I through IV), diploma, advanced diploma, associate degree or bachelor degree. Study may be undertaken at a university, a TAFE institution or a private provider.

Table 8: Institution of study of Year 12 or equivalent completers who attended a school in Moyne (S) and were in campus-based tertiary study in 2017

Institution of study	Year 12 or equivalent completers	
	Number	Per cent
University		
Melbourne University	np	np
TAFE / VET		
Total respondents in campus-based study	1	100.0

2.1 Year 12 or equivalent completers in campus-based tertiary study

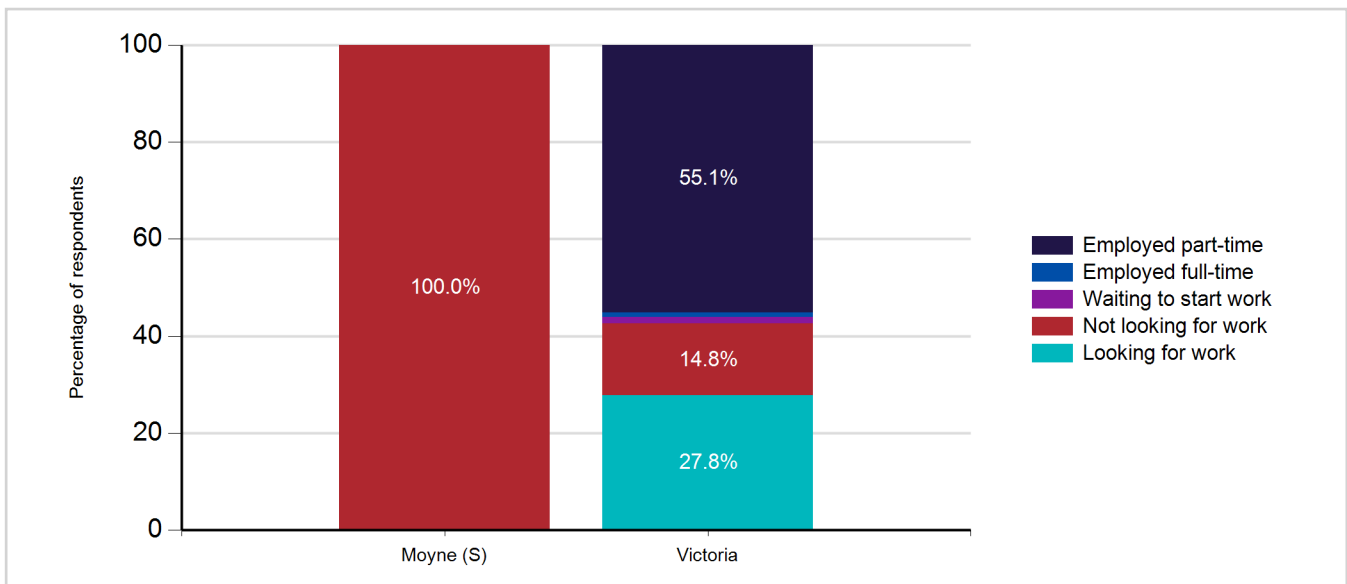
Table 9: Main field of study of Year 12 or equivalent completers in campus-based study, Moyne (S) and Victoria 2017

Main field of study	Moyne (S)		Victoria	
	Number	Per cent	Number	Per cent
Agriculture, Environmental and Related studies			276	1.5
Architecture and Building			519	2.8
Creative Arts			2451	13.1
Education			1199	6.4
Engineering and Related Technologies			1361	7.2
Food, Hospitality & Personal Services			249	1.3
General degree			np	np
Health			3435	18.3
Information Technology			823	4.4
Management and Commerce	np	np	3159	16.8
Mixed Field Programmes			57	0.3
Natural and Physical Sciences			2424	12.9
Other			39	0.2
Society and Culture			2785	14.8
Total respondents in campus-based study	1	100.0	18,780	100.0

Note:

Year 12 or equivalent completers who deferred a place in a tertiary-level program were allocated to their destination at the time of the survey and are not included in the data presented.

Figure 2: Labour force status of Year 12 or equivalent completers in campus-based tertiary study, Moyne (S) and Victoria, 2017



Note:

Year 12 or equivalent completers who deferred a place in a tertiary-level program were allocated to their destination at the time of the survey and are not included in the data presented.

2.2 Year 12 or equivalent completers in apprenticeships and traineeships

Figure 3: Proportion of Year 12 or equivalent completers in an apprenticeship or traineeship, by gender, Moyne (S) and Victoria, 2017

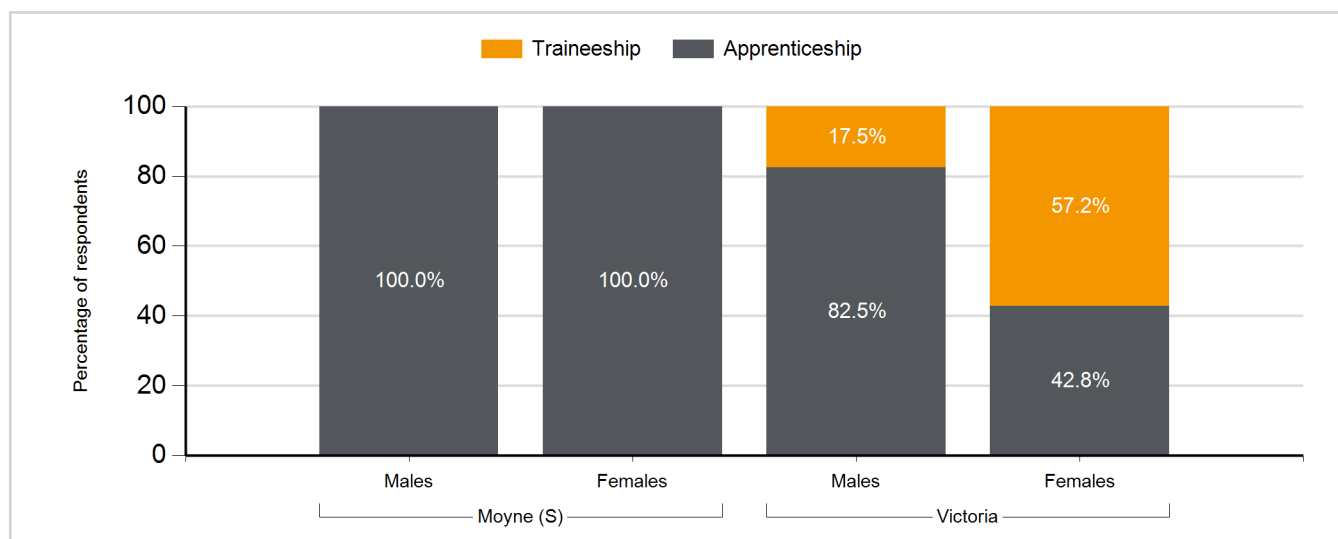


Table 10: Occupation groups of Year 12 or equivalent completers in an apprenticeship or traineeship, Moyne (S) and Victoria 2017

Occupation group	Moyne (S)		Victoria	
	Number	Per cent	Number	Per cent
Accounting, Finance & Management			44	2.0
Building & Construction	np	np	583	25.9
Cleaning			11	0.5
Clerks, Receptionists & Secretaries			99	4.4
Computing & IT			25	1.1
Drivers & Transport			7	0.3
Electrical & Electronics Trades			272	12.1
Engineering, Science & the Environment			35	1.6
Food, Hospitality & Tourism			237	10.5
Gardening, Farming & Fishing	np	np	68	3.0
Government & Defence			21	0.9
Health, Fitness, Hair & Beauty			184	8.2
Labourers, Factory & Machine Workers			68	3.0
Marketing & Sales Representatives			17	0.8
Media, the Arts & Printing			25	1.1
Metal & Engineering Trades			36	1.6
Motor Vehicle Service & Repair			202	9.0
Other			54	2.4
Sales Assistants & Storepersons			95	4.2
Social, Welfare & Security			22	1.0
Teaching, Childcare & Library			142	6.3
Total - all occupation groups	2	100.0	2,247	100.0

2.3 Year 12 or equivalent completers not continuing in education or training

Table 11: Reasons for not continuing study: Year 12 or equivalent completers in Moyne (S) not in education or training at the time of the survey, 2013 to 2017

Survey Year	You wanted to start working / earning your own money	You just needed a break from study	You never planned or intended to study	The courses you were interested in were not available locally
	Per cent	Per cent	Per cent	Per cent
2013	100.0	100.0	50.0	0.0
2014	100.0	100.0	50.0	0.0
2015	100.0	100.0	0.0	66.7
2016	100.0	0.0	0.0	0.0
2017	100.0	100.0	0.0	0.0

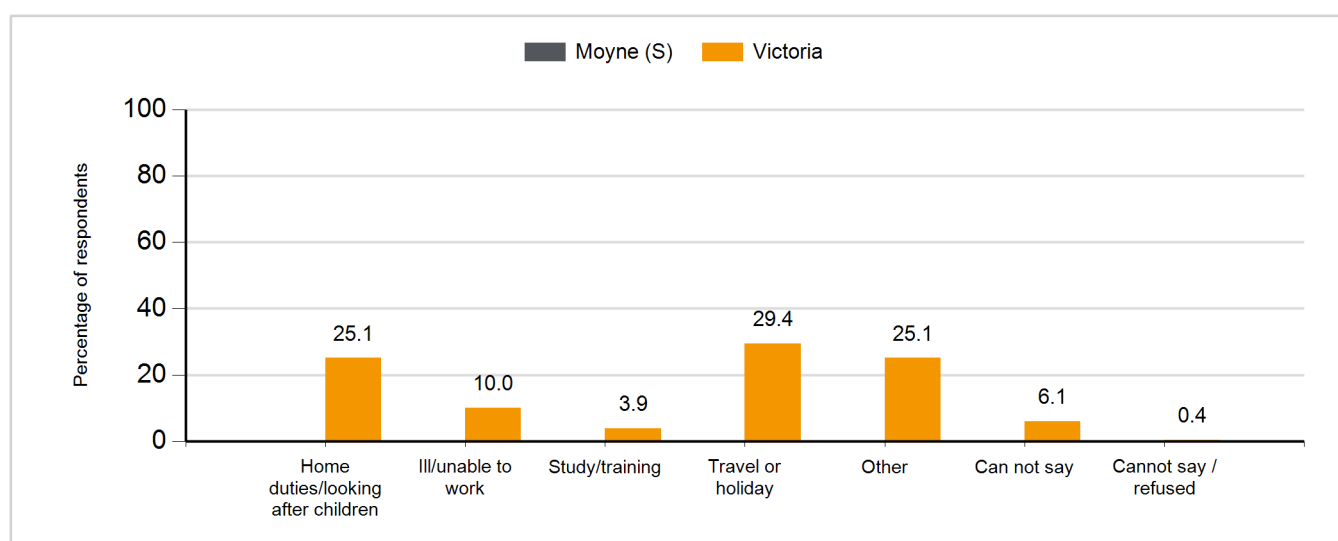
Note:

Respondents may have agreed to more than one statement.

Table 12: Likelihood of study in the next two years that would lead to a qualification, reported by Year 12 or equivalent completers not in education or training in, Moyne (S) and Victoria 2017

Likelihood of future study	Moyne (S)		Victoria	
	Number	Per cent	Number	Per cent
Extremely likely	np	np	1658	41.6
Somewhat likely			1633	41.0
Not very likely			381	9.6
Not at all likely			176	4.4
Can not say			129	3.2
Cannot say / refused			9	0.2
Total	1	100.0	3,986	100.0

Figure 4: Main activity reported by Year 12 or equivalent completers Not in the Labour Force, Education or Training (NILFET), Moyne (S) and Victoria, 2017



2.4 Year 12 or equivalent completers who deferred tertiary study

Deferred students are those who had been offered a place at university, TAFE or other tertiary institution, but had chosen to defer taking up the offer.

Figure 5: Proportion of Year 12 or equivalent completers who deferred tertiary study in Moyne (S) and Victoria, 2013 to 2017

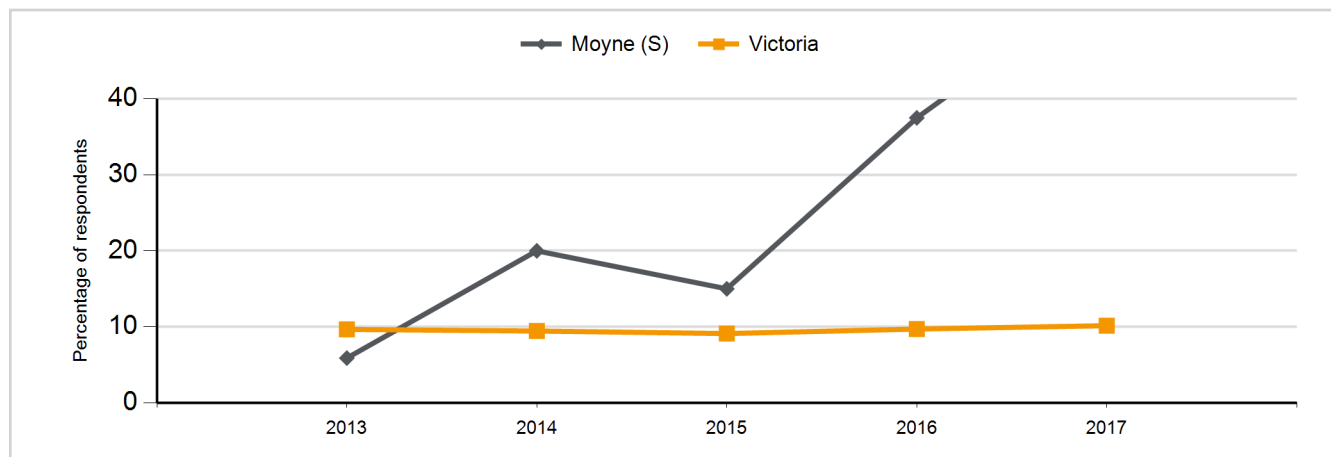
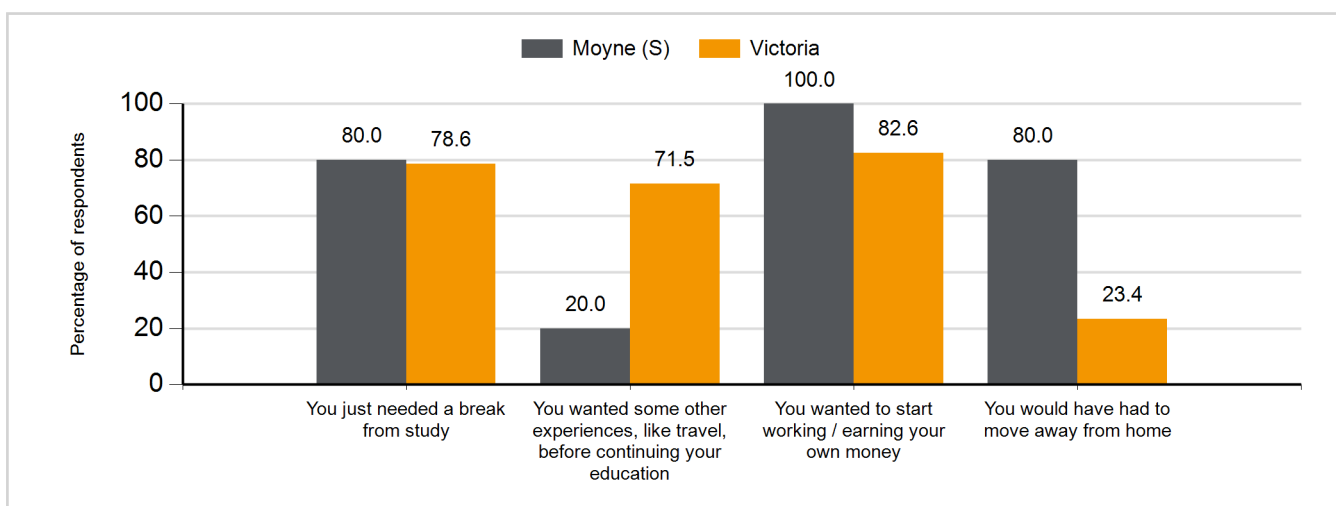


Figure 6: Reasons provided by Year 12 or equivalent completers for deferring tertiary study, Moyne (S) and Victoria, 2017



Note: Respondents may have agreed to more than one statement.

Table 13: Destinations of Year 12 or equivalent completers who deferred tertiary study, Moyne (S) and Victoria, 2015 to 2017

Post-school destination of deferred students	Moyne (S)			Victoria		
	2015	2016	2017	2015	2016	2017
	Per cent	Per cent	Per cent	Per cent	Per cent	Per cent
Employed full-time	33.3	100.0	40.0	26.4	28.3	28.3
Employed part-time	66.7		40.0	54.0	55.0	54.9
Looking for work			20.0	14.1	12.4	12.3
NILFET				5.3	4.1	4.2
Unknown				0.1	0.1	0.3
Total respondents	100.0	100.0	100.0	100.00	100.00	100.00

Note: NILFET = Not in the labour force, employment or training

2.5 Year 12 or equivalent completers who were employed

Table 14: Top 10 occupations in Victoria of Year 12 or equivalent completers who were employed at the time of the On Track survey, Moyne (S) and Victoria 2017

Occupation	Moyne (S)		Victoria	
	Number	Per cent	Number	Per cent
Waiters			759	14.4
Sales Assistants			609	11.5
Checkout Operators & Cashiers			462	8.7
Storepersons			314	5.9
Kitchenhands	np	np	296	5.6
Counter Hands at Food Outlets			246	4.7
Factory Workers & Packers			227	4.3
Bar Attendants			160	3.0
Sport & Fitness			142	2.7
Teachers, Tutors & Teacher Aides			141	2.7
All other occupations	np	np	1,927	36.5
Total respondents	5	100.0	5,283	100.0

Table 15: Average hours worked per week, Year 12 or equivalent completers who were employed at the time of the On Track survey, Moyne (S) and Victoria 2017

Average hours worked per week	Moyne (S)		Victoria	
	Number	Per cent	Number	Per cent
Less than 5 hours			80	1.6
5 - 9 hours			288	5.6
10 - 14 hours			459	9.0
15 - 19 hours			532	10.4
20 - 24 hours			705	13.8
25 - 29 hours	np	np	596	11.7
30 - 34 hours	np	np	653	12.8
35 - 39 hours	np	np	756	14.8
40 - 44 hours	np	np	637	12.5
45 - 49 hours			178	3.5
Greater than or equal to 50 hours			230	4.5
Total respondents	5	100.0	5,114	100.0

Table 16: Preference to be working full-time, Year 12 or equivalent completers who were employed at the time of the On Track survey, Moyne (S) and Victoria 2017

Prefer to be working full-time	Moyne (S)		Victoria	
	Number	Per cent	Number	Per cent
Yes			2,014	59.4
No	np	np	1,156	34.1
Can not say	np	np	220	6.5
Cannot say				
Total respondents	3	100.0	3,390	100.0

Note: Part-time employment = less than 35 hours per week

3. Post-school destinations of early school leavers

Table 17: Post-school destinations of early school leavers who exited school in 2016, Moyne (S) and Victoria

Post-school destination	Moyne (S)		Victoria	
	Number	Per cent	Number	Per cent
In Education or Training	np	np	1,213	51.2
Bachelor degree			18	0.8
Certificates/diplomas			447	18.9
Certificate I-III			261	11.0
Certificate IV or higher			186	7.9
Apprenticeship/traineeship	np	np	748	31.6
Apprenticeship	np	np	640	27.0
Traineeship			108	4.6
Not in Education or Training	np	np	1,146	48.4
Employed			612	25.8
Employed full-time			224	9.5
Employed part-time			388	16.4
Looking for work	np	np	396	16.7
NILFET			138	5.8
Unknown			10	0.4
Total respondents	np	np	2,369	100.0

Note: NILFET = Not in the labour force, employment or training

Table 18: Post-school destinations of early school leavers in Moyne (S) and Victoria, 2013 to 2017

Post-school destination	Moyne (S)					Victoria				
	2013	2014	2015	2016	2017	2013	2014	2015	2016	2017
	Per cent	Per cent	Per cent	Per cent	Per cent	Per cent	Per cent	Per cent	Per cent	Per cent
Bachelor degree						0.9	0.7	0.9	0.7	0.8
Certificates/diplomas		np		np		23.2	28.1	25.8	23.6	18.9
Apprenticeship/traineeship	75.0	np		np	np	27.5	25.1	28.2	29.6	31.6
Employed	np		np	np		24.8	23.9	23.7	24.0	25.8
Looking for work					np	17.4	16.9	15.6	15.9	16.7
NILFET						6.0	5.1	5.5	5.9	5.8
Unknown						0.0	0.3	0.3	0.3	0.4

Note: NILFET = Not in the labour force, employment or training. The percentage of early school leavers by post-school destination is sensitive to changes in respondent numbers and fluctuates year to year due to the small sample size in each cohort.

Figure 7: Reasons given by early school leavers in Moyne (S) and Victoria for leaving school, 2017

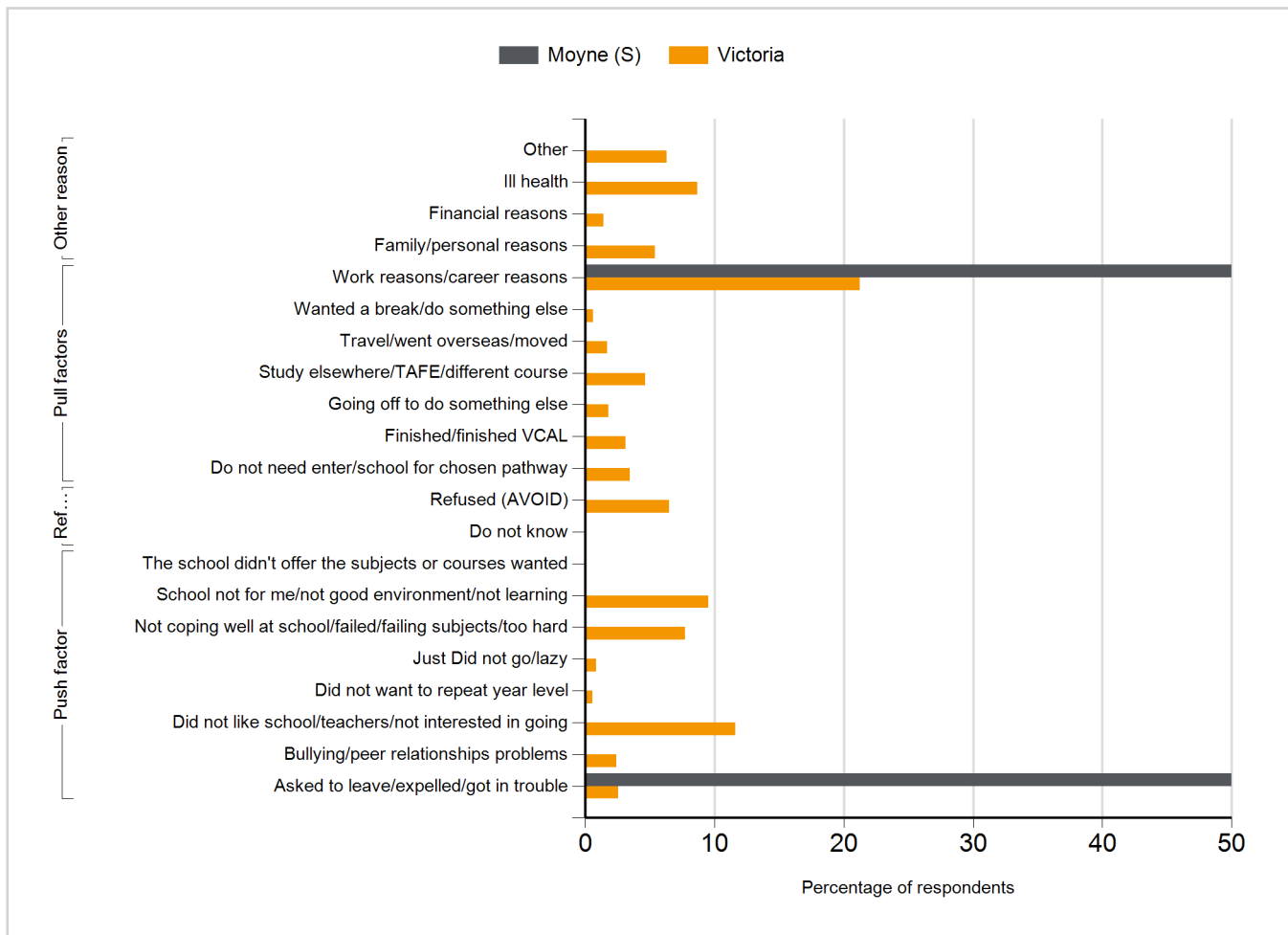


Table 19: Factors that would have motivated early school leavers to stay in school, Moyne (S) and Victoria, 2013 to 2017

Motivation factors for staying in schools		The school had a wider range of subjects	There were vocational programs or VET subjects in areas that interested you	There was more flexible scheduling of classes	You could have studied part-time while working
		Per cent	Per cent	Per cent	Per cent
Moyne (S)	2013	25.0	25.0	12.5	37.5
	2014	66.7	33.3	100.0	33.3
	2015		100.0		
	2016	50.0	75.0	75.0	75.0
	2017	100.0	50.0	50.0	50.0
Victoria	2013	49.7	49.4	48.7	55.4
	2014	48.6	47.6	48.4	52.3
	2015	47.5	47.9	46.8	50.5
	2016	48.5	46.2	47.9	50.6
	2017	47.4	45.6	47.0	49.5

Note: Respondents may have agreed to more than one statement.

Figure 8: Year level studying when left school, early school leavers in Moynes (S) and Victoria, 2013 to 2017

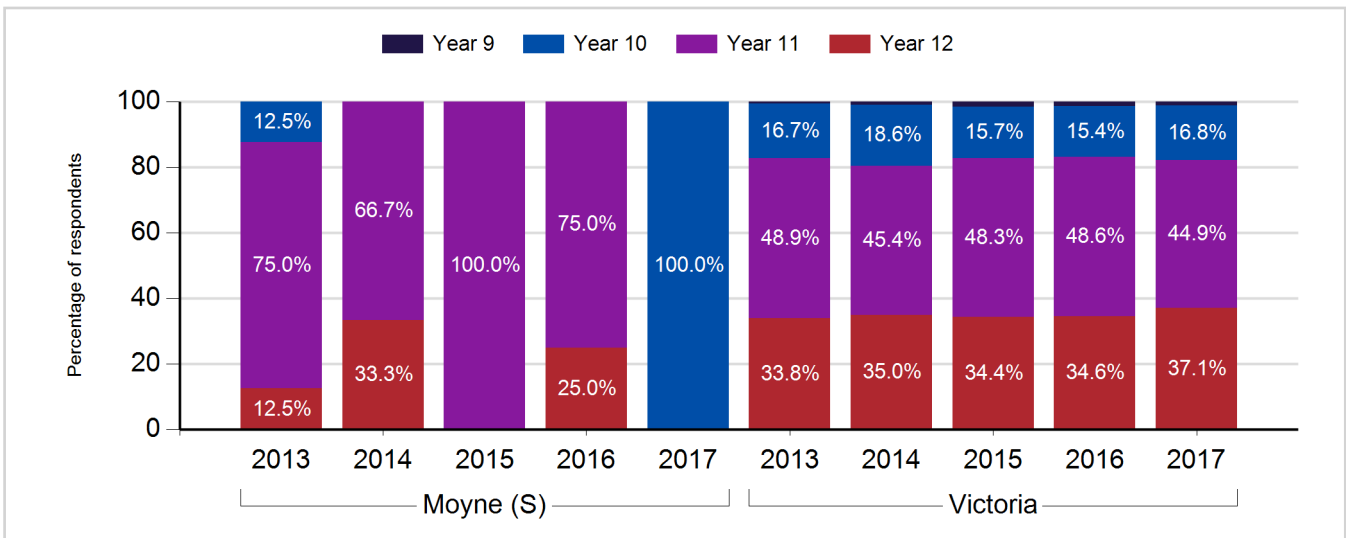


Figure 9: Reasons for not continuing education or training: early school leavers in Moynes (S) and Victoria, 2017

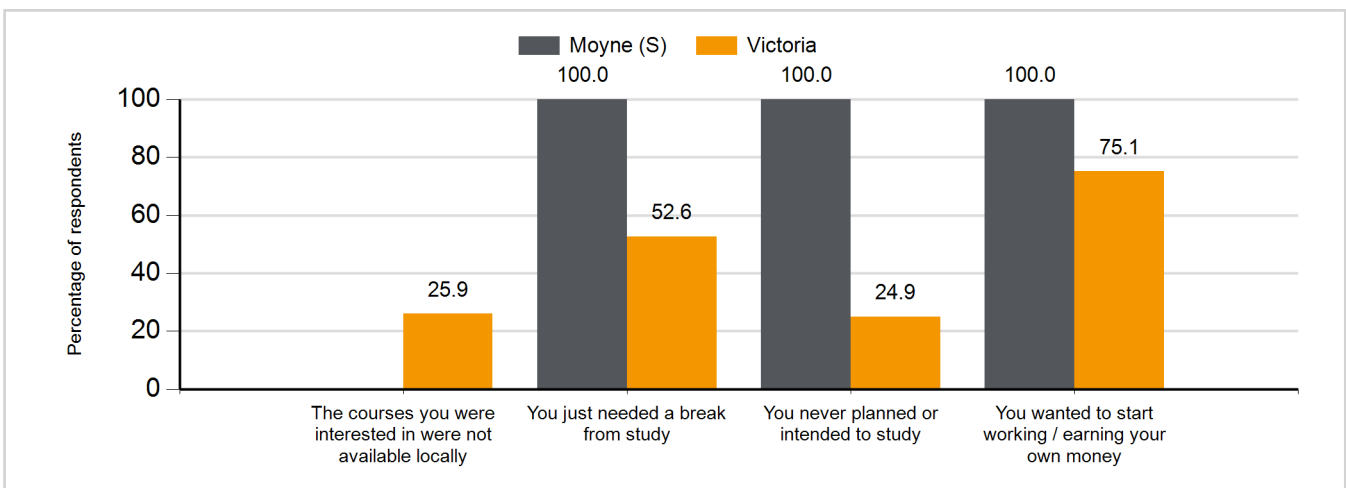


Table 20: Top 5 occupations in Victoria of early school leavers not in education or training who were employed at the time of the On Track survey, Moynes (S) and Victoria 2017

Occupation group	Victoria	
	Number	Per cent
Sales Assistants	71	12.5
Checkout Operators & Cashiers	56	9.9
Kitchenhands	51	9.0
Waiters	51	9.0
Factory Workers & Packers	21	3.7
All other occupations	318	56.0
Total working and not in education or training	568	100.0

4. Career advice activities participated in while at school

Figure 10: Career advice activities participated in while at school, by school leavers in Moyne (S), 2017

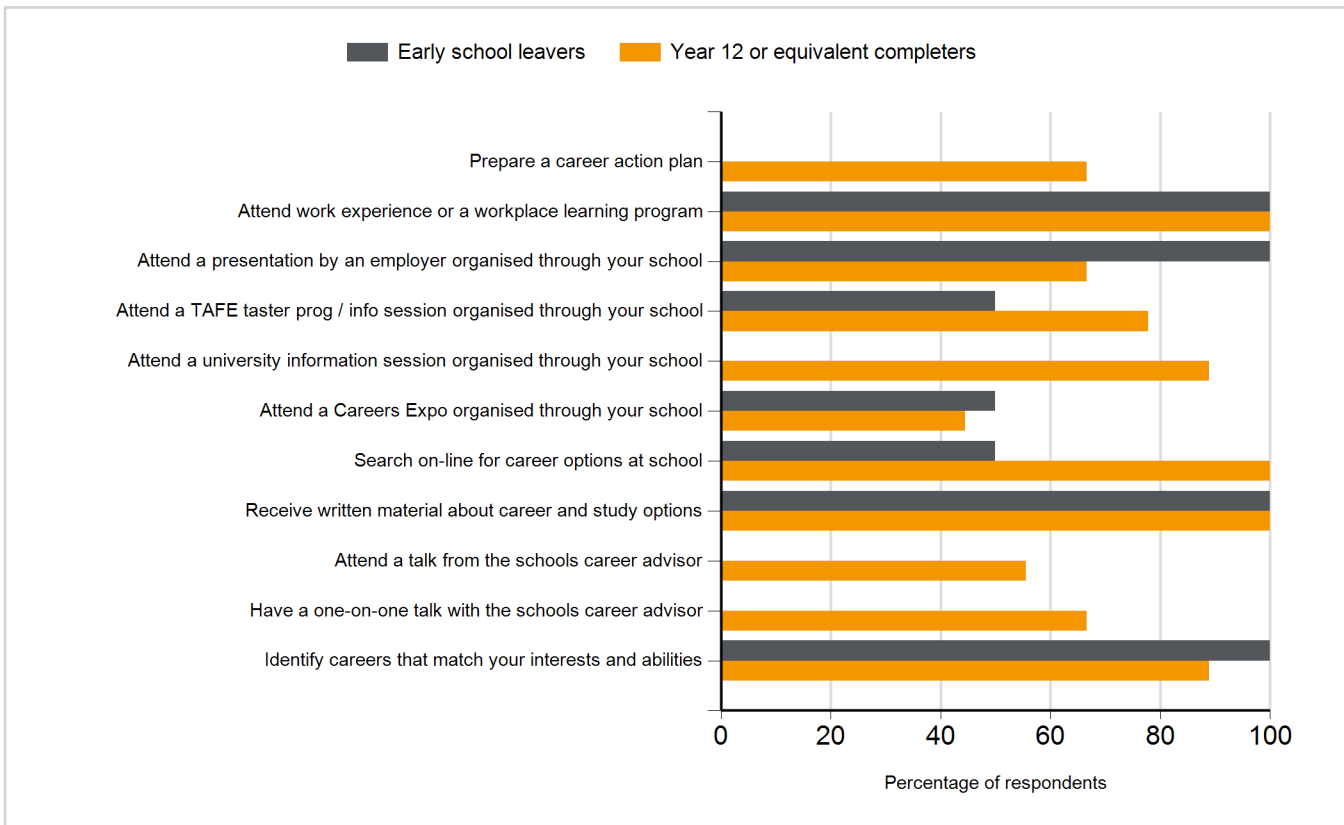


Table 21: Perceived usefulness of career advice received while at school, school leavers in Moyne (S) and Victoria, 2017

Perceived usefulness of career advice received	Moyne (S)		Victoria	
	Year 12 or equivalent completers	Early school leavers	Year 12 or equivalent completers	Early school leavers
	Per cent	Per cent	Per cent	Per cent
Very useful	np	np	28.0	19.3
Somewhat useful	np	np	50.8	41.6
Not very useful	np		14.2	20.8
Not at all useful	np		5.8	14.1
Can not say			1.0	2.6
Did not receive any advice / Cannot say			0.1	1.6
Total respondents (Number)	9	2	27,651	2,257

Table 22: Follow-up action taken on career action plans by early school leavers in Moyne (S), 2017

Career action plan follow-up	Year 12 or equivalent completers		Early school leavers	
	Number	Per cent	Number	Per cent
Total respondents	9	100.0	np	np
Prepared a career action plan while at school	6	66.7		
(Of those who prepared a plan) - Had a copy of this plan when they left school	np	np		
(Of those that had a copy of their plan when they left school) - Followed up on actions in their plan	np	np		