

Victorian Schools

SUMMARY STATISTICS

JULY 2020



NUMBER OF SCHOOLS **TOTAL 2,263**

 **Government: 1,543** | **Catholic: 498** | **Independent: 222**




February 2020 Data

NUMBER OF FTE ENROLMENTS **TOTAL 1,009,436.4**

Enrolment Type	Government	Catholic	Independent	Non-Government	Total
Primary	384,337.0	112,257.4	63,055.6	175,313.0	559,650.0
Secondary	246,491.6	98,412.8	86,887.2	185,300.0	431,791.6
Special	13,435.8	654.9	1,811.1	2,466.0	15,901.8
Language	2,093.0	0.0	0.0	0.0	2,093.0
Total	646,357.4	211,325.1	151,753.9	363,079.0	1,009,436.4


February 2020 Data

NUMBER OF FTE TEACHERS IN GOVERNMENT SCHOOLS **TOTAL 46,523.1**

Type of School	Total
 Primary	23,229.9
 Secondary	16,775.0
 Special / P-12 / Language	7,517.1
Total	47,522.0


March 2020 Data

REGIONAL SUMMARY GOVERNMENT SCHOOLS **TOTAL 1,539**




341

NORTH WESTERN VIC




381

NORTH EASTERN VIC



416

SOUTH WESTERN VIC




405


SOUTH EASTERN VIC

February 2020 Data

NUMBER OF FTE GOVERNMENT ENROLMENTS BY SEX **TOTAL 646,357.4**



GIRLS
310,655.3




BOYS
335,702.1

February 2020 Data

GOVERNMENT SCHOOL STUDENTS WITH A LANGUAGE BACKGROUND OTHER THAN ENGLISH **TOTAL 209,239**

Most common languages other than English spoken at home:
Arabic, Vietnamese, Mandarin, Punjabi



August 2019 Data

 For further information, visit: www.education.vic.gov.au/about/department/pages/factsandfigures.aspx