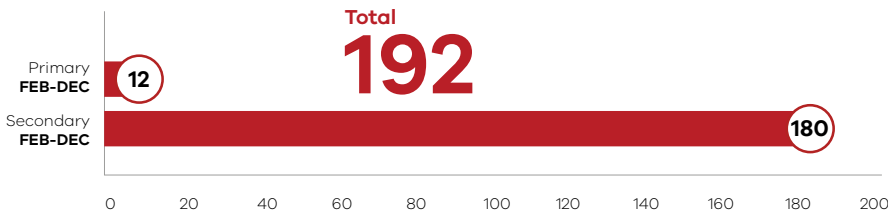


## PUBLIC RELEASE

### Incidents of expulsions in Victorian government schools 2018

■ Expelled



Primary School

**12**

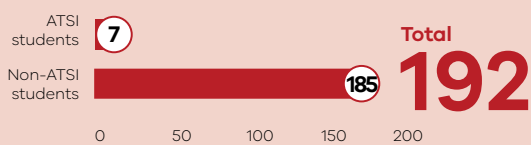


Secondary School

**180**

### Incidents of expulsion for Aboriginal and Torres Strait Islander (ATSI) students in Feb-Dec 2018

■ Expelled



### \*Incidents of expulsion for students by gender in July-Dec 2018

Total  
**76**



Female

**15**

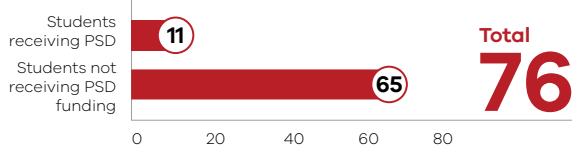


Male

**61**

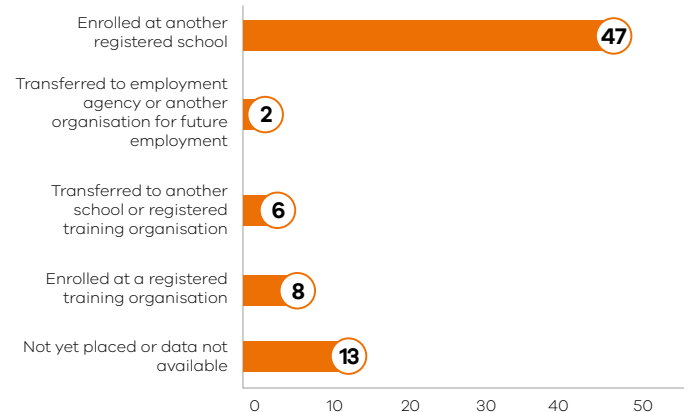
### \*Incidents of expulsion for students receiving Program for Students with Disabilities (PSD) funding July-Dec 2018

■ Expelled



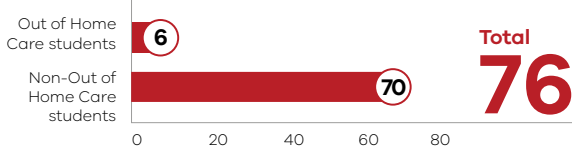
### \*Outcomes for students expelled in July-Dec 2018

■ Post expulsion outcome



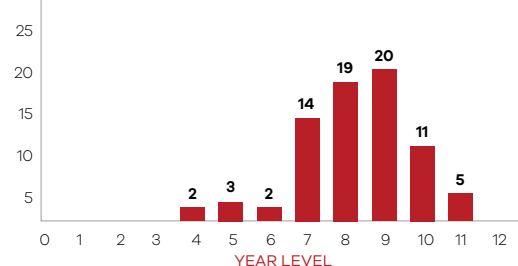
### \*Incidents of expulsion for students in Out of Home Care in July-Dec 2018

■ Expelled



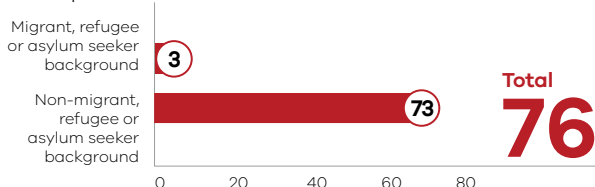
### Incidents of expulsion for students by year level in 2018

■ Expelled



### \*Incidents of expulsion for students from migrant, refugee or asylum seeker background in July-Dec 2018

■ Expelled



\*This data relates to incidents of expulsions for the reporting period July- December 2018 only, following new data collection processes and introduction of Ministerial Order 1125. It represents incidents of expulsion in Victorian government schools recorded in the DET's Service Tracking and Recording system (STaR).

These figures do not include expulsions that were overturned on appeal.