







FUNDING ALLOCATION BY AREA

-  Outer regional and remote area
-  Inner regional area
-  Regional urban centre
-  Excluded area
-  Local Government Area boundary
-  * This LGA contains schools with higher or lower grant amounts. Please contact your ITE provider for further details.

