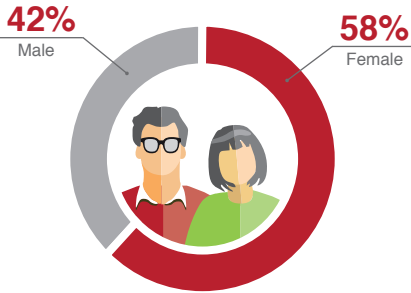


# VET\* delivers skills and jobs outcomes for Victorian students



\* Vocational Education and Training


The Victorian Department of Education and Training's 2015 *Registered Training Organisation (RTO) Performance Indicator Survey* canvassed over 220,000 students who reported their experience with vocational training courses undertaken in 2014.



## Highest Qualification

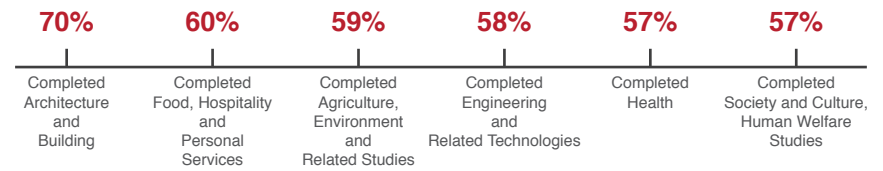
Certificate I	4%	Certificate IV	29%
Certificate II	8%	Diploma	15%
Year 12	1%	Advanced Diploma	3%
Certificate III	40%	Graduate Diploma	<1%

## Improved employment status after training<sup>1</sup>



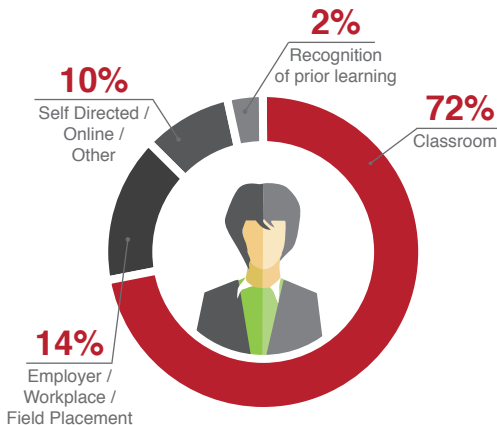
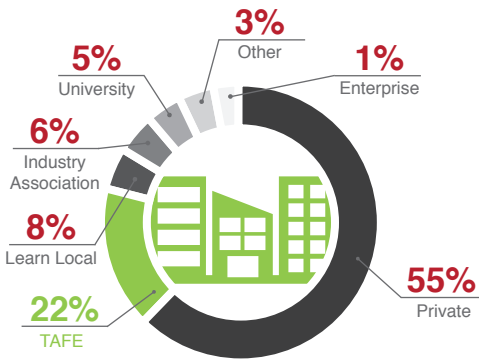
Certificate III courses enhance many students employment opportunities

## Improved employment status for students who ...



The **Top 6 courses** that lift employment prospects are well aligned with industry growth in construction, engineering, food and services, health and welfare.<sup>1</sup>

## Training courses were delivered in ways to meet a range of student needs



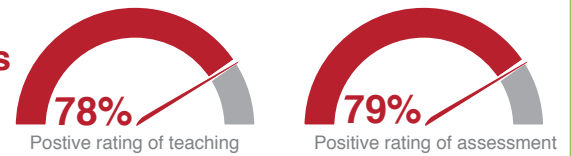
## Positive training experiences

76% of TAFE<sup>2</sup> students would recommend the RTO

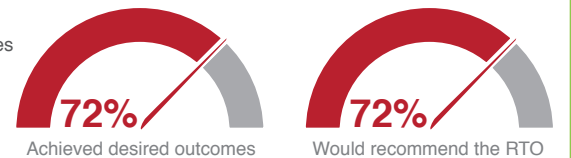
81% of those completing a course or graduating at TAFE<sup>2</sup> are positive about the assessment process - especially in regional areas



## Course Experience<sup>1</sup>



## Student Experience<sup>1</sup>



## Generic & Job Skills<sup>1</sup>



27% of TAFE<sup>2</sup> students go onto further study at a higher level



55% Completed or graduated<sup>1</sup>

45% of students withdrew or did not complete their course in 2014

<sup>1</sup> Course completers / graduates 2014 Weighted data, *RTO Performance Indicator Survey*  
<sup>2</sup> TAFE student completers / graduates 2014 Weighted data, *RTO Performance Indicator Survey*  
<sup>3</sup> All students 2014 Unweighted data, *RTO Performance Indicator Survey*