

On Track



The On Track Survey 2013

Maroondah

LGA Report

The report provides information about the destinations of 2012 exiting students from schools in this Local Government Area. The report draws on data obtained through the 2013 *On Track* post school destination surveys.

On Track follows up young people in the six months after they leave school to obtain data about their post Year 12 education, training and employment destinations. Data obtained through the *On Track* surveys are used to publish post Year 12 education, training and employment destinations. Those students who are not studying or in part-time work who request additional pathway advice and support are referred to Youth Connections providers for help with their career plans.

Since 2003, more than 415,000 Year 10, 11 and 12 school-leavers have participated in *On Track* surveys.

The reports are intended to provide local level information on the post school education, training and employment destinations of students who exited schools in this local government area, to support post compulsory education planning and to assist with youth support services.

Annual *On Track* reports and the *On Track* Longitudinal Reports are available on the *On Track* website: www.education.vic.gov.au/ontrack

Tables

1. Destinations of 2012 Year 12 or equivalent completers, Maroondah LGA and Victoria
2. Destinations of 2012 early school leavers, Maroondah LGA and Victoria
- 3a. School destination results, Year 12 or equivalent completers, VTAC data, Maroondah LGA
- 3b. School destination results, Year 12 or equivalent completers, *On Track* survey data, Maroondah LGA
4. Destinations of 2012 Year 12 or equivalent completers undertaking university or TAFE study in 2013: level of study by institution, Maroondah LGA
5. Reasons for not studying in 2013, Maroondah LGA and Victoria
6. Occupations of 2012 school leavers not in education or training in 2013, by leaver status, Maroondah LGA

Figures

1. Destinations of 2012 Year 12 or equivalent completers, Maroondah LGA and Victoria
2. Destinations of 2012 Year 12 or equivalent completers, showing deferrals, Maroondah LGA and Victoria
3. Destinations of 2012 early school leavers, Maroondah LGA and Victoria

Table 1 Destinations of 2012 Year 12 or equivalent completers: Maroondah and Victoria

Destination	Maroondah		Victoria	
	n	%	n	%
University	517	57.0	17,981	53.2
VET Cert IV+	103	11.4	4,095	12.1
VET Entry Level	29	3.2	1,237	3.7
Apprentice	49	5.4	1,609	4.8
Trainee	14	1.5	791	2.3
Employed Full Time	40	4.4	2,088	6.2
Employed Part Time	109	12.0	3,971	11.8
Looking for work	40	4.4	1,622	4.8
NILFET	6	0.7	364	1.1
Unknown	0	0.0	13	0.0
Total Interviewed	907	100.0	33,771	100.0

Notes: 1. Completers who deferred a place at university or TAFE have been allocated to their labour market destinations.
2. NILFET is 'not in the labour force, education or training'.

Table 2 Destinations of 2012 early school leavers: Maroondah and Victoria

Destination	Maroondah		Victoria	
	n	%	n	%
University	0	0.0	30	0.9
VET Cert IV+	5	8.2	288	9.1
VET Entry Level	4	6.6	448	14.1
Apprentice	21	34.4	733	23.0
Trainee	4	6.6	143	4.5
Employed Full Time	6	9.8	328	10.3
Employed Part Time	4	6.6	461	14.5
Looking for work	12	19.7	558	17.5
NILFET	5	8.2	185	5.8
Unknown	0	0.0	7	0.2
Total Interviewed	61	100.0	3,181	100.0

Notes: NILFET is 'not in the labour force, education or training'.

Table 3a School destination results, Year 12 or equivalent completers, VTAC data: Maroondah LGA

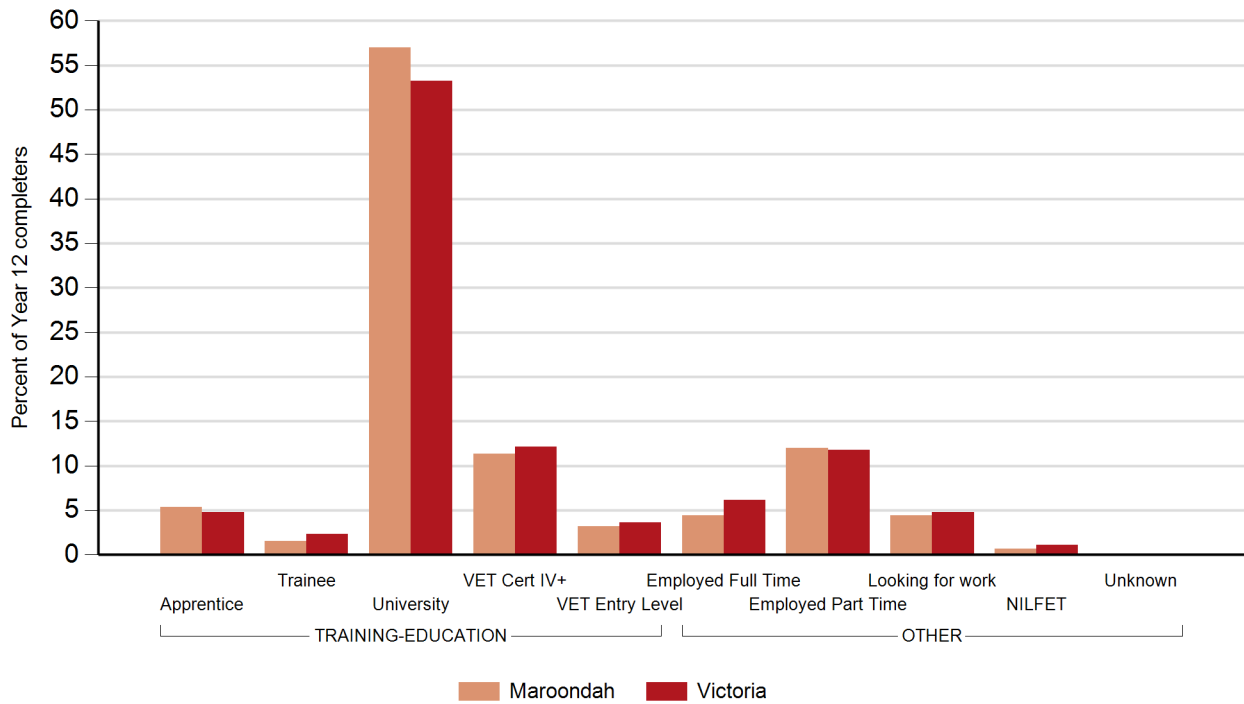
School/provider name	Total completers, Year 12 or equivalent n	VTAC data 2012-13 (including international students) Tertiary applications and offers			
		Tertiary applicants n	University offers %	TAFE/VET offers %	Any tertiary offer %
Aquinas College (01300)	204	180	86.1	10.6	96.7
Croydon Community School (01102)	7	2	0.0	100.0	100.0
Heathmont College (01315)	87	51	66.7	29.4	96.1
Luther College (01320)	156	153	91.5	7.8	99.3
Melba Secondary College (01378)	94	57	90.7	77.0	167.8
Melbourne Rudolf Steiner School (01556)	42	38	84.2	15.8	100.0
Norwood Secondary College (01077)	150	114	71.1	21.9	93.0
Parkwood Secondary College (01561)	50	28	64.3	21.4	85.7
Ringwood Secondary College (01448)	183	157	82.8	12.1	94.9
Tintern Schools (01189)	99	94	93.6	5.3	98.9
Yarra Valley Grammar School (01400)	132	125	91.2	4.8	96.0

Table 3b School destination results, Year 12 or equivalent completers, *On Track* survey data: Maroondah LGA

School/provider name	<i>On Track</i> survey data 2013 (not including international students)								Response rate %
	In education or training, April 2013				Not in education or training, April 2013				
	Apprentice/trainee %	Deferred %	TAFE/VET enrolled %	University enrolled %	Employed %	Looking For Work %	NILFET %	Unknown %	
Aquinas College (01300)	8.1	7.5	12.4	62.1	8.7	1.2	0.0	0.0	78.9
Croydon Community School (01102)	0.0	0.0	33.3	0.0	33.3	33.3	0.0	0.0	42.9
Heathmont College (01315)	11.1	9.5	30.2	25.4	17.5	6.3	0.0	0.0	72.4
Luther College (01320)	3.7	7.5	7.5	76.9	4.5	0.0	0.0	0.0	85.9
Melba Secondary College (01378)	20.7	13.8	65.5	65.5	37.9	17.2	0.0	0.0	139.1
Melbourne Rudolf Steiner School (01556)	5.9	44.1	8.8	32.4	8.8	0.0	0.0	0.0	81.0
Norwood Secondary College (01077)	8.0	8.0	17.7	47.8	10.6	7.1	0.9	0.0	75.3
Parkwood Secondary College (01561)	7.7	10.3	17.9	25.6	30.8	7.7	0.0	0.0	78.0
Ringwood Secondary College (01448)	6.9	4.2	11.1	64.6	12.5	0.7	0.0	0.0	78.7
Tintern Schools (01189)	2.5	5.0	11.3	73.8	3.8	3.8	0.0	0.0	80.8
Yarra Valley Grammar School (01400)	8.3	5.6	11.1	72.2	1.4	0.0	1.4	0.0	54.5

Note: Some school/provider results were not published due to a small number of completers or a low response rate.

Figure 1 Destinations of 2012 Year 12 or equivalent completers: Maroondah LGA and Victoria



Note: Completers who deferred a place at university or TAFE/VET have been allocated to their labour market destinations.

Figure 2 Destinations of 2012 Year 12 or equivalent completers, showing deferrals: Maroondah LGA and Victoria

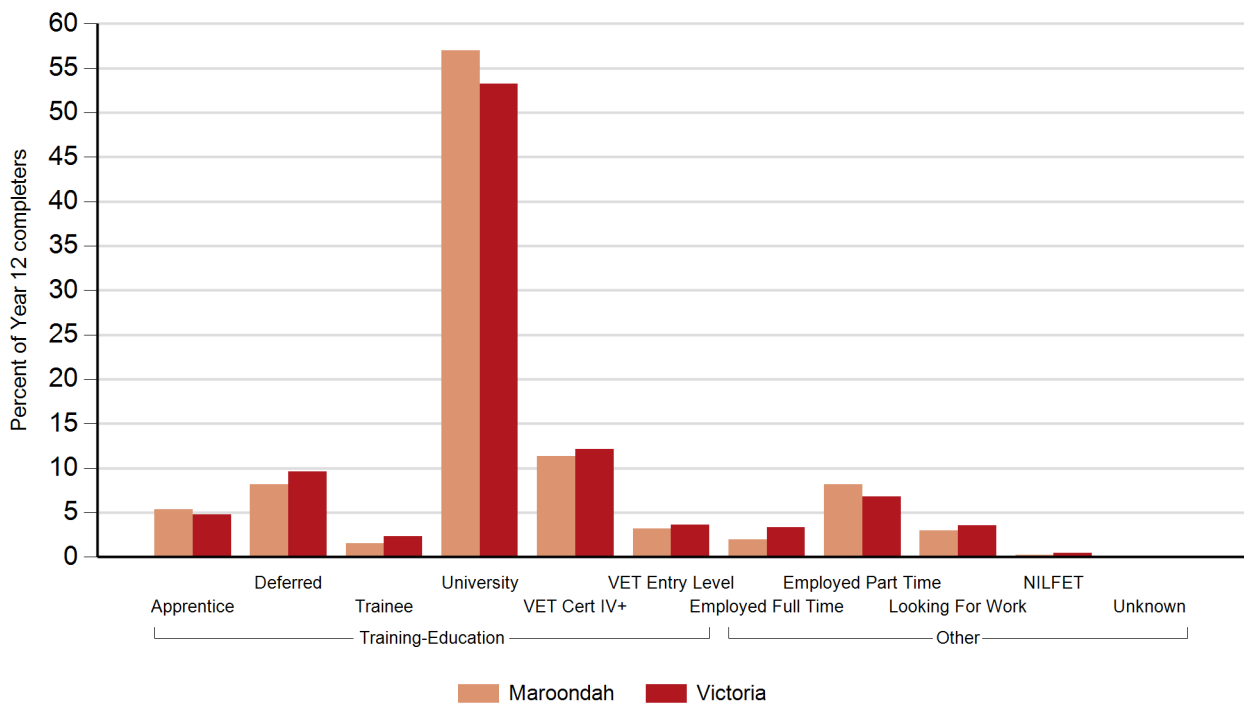


Figure 3 Destinations of 2012 early school leavers: Maroondah LGA and Victoria

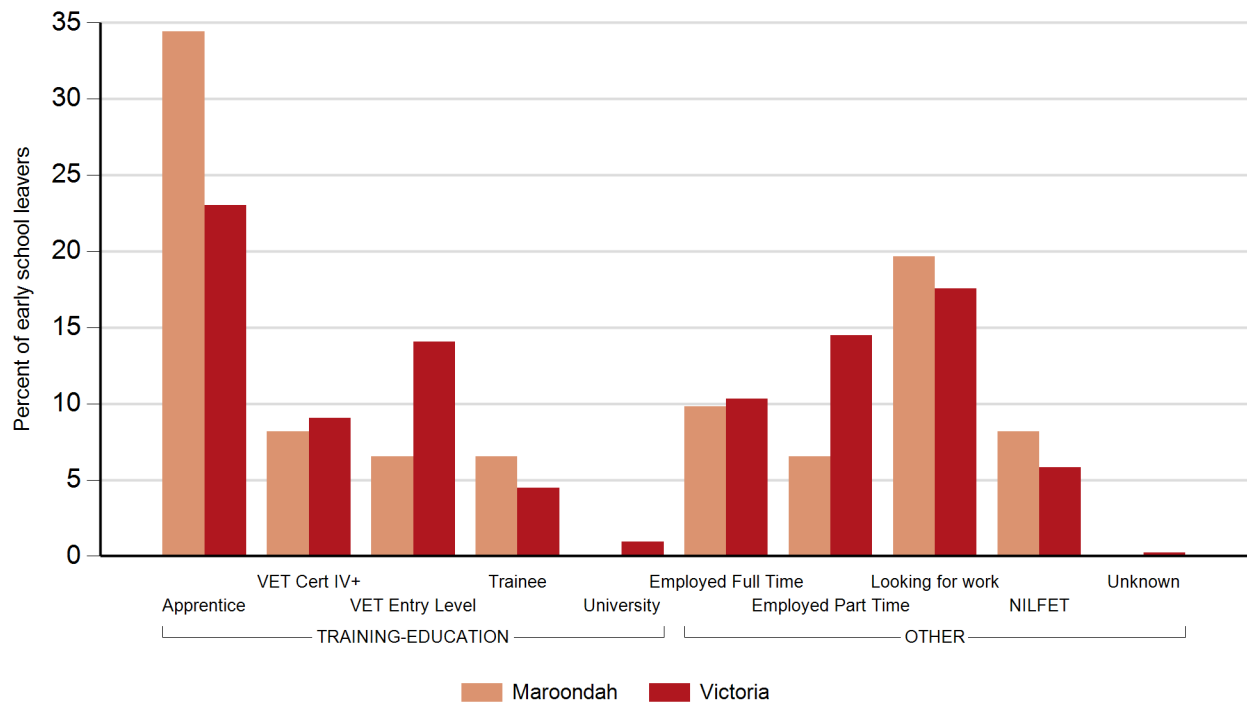


Table 4 Destinations of 2012 Year 12 or equivalent completers undertaking study in 2013, level of study by institution: Maroondah LGA

Institution		Adv dip	Assoc degree	Bachelor Degree	Cert I	Cert II	Cert III	Cert IV	Cert unspec	Dip	Other	Total
Australian Catholic University	n			54					1	3	1	59
	%			6.0					0.1	0.3	0.1	6.5
Ballarat University	n			3								3
	%			0.3								0.3
Ballarat University (TAFE Division)	n						1					1
	%						0.1					0.1
Box Hill Institute of TAFE	n	2		7	2	3	12	7	1	6		40
	%	0.2		0.8	0.2	0.3	1.3	0.8	0.1	0.7		4.4
Central Gippsland TAFE	n					1						1
	%					0.1						0.1
Chisholm Institute of TAFE	n							1				1
	%							0.1				0.1
Deakin University	n	1		123						5		129
	%	0.1		13.6						0.6		14.2
Don't know institution of person conducting training in the workplace	n						6	1	3			10
	%						0.7	0.1	0.3			1.1
Holmesglen Institute	n	3		2		1	2			4		12
	%	0.3		0.2		0.1	0.2			0.4		1.3
Kangan Batman Institute of TAFE	n	2					1			1		4
	%	0.2					0.1			0.1		0.4
La Trobe University	n		1	50						1		52
	%		0.1	5.5						0.1		5.7
Melbourne University	n			35					1			36
	%			3.9					0.1			4.0
Monash University	n			95							1	96
	%			10.5							0.1	10.6
Northern Melbourne Institute of TAFE (NMIT)	n			1				3		1		5
	%			0.1				0.3		0.1		0.6
RMIT (TAFE Division)	n	1	1	1						10		13
	%	0.1	0.1	0.1						1.1		1.4
RMIT University	n	1	10	65			1			1		78
	%	0.1	1.1	7.2			0.1			0.1		8.6
Swinburne (TAFE Division)	n	3	1			7	14	9		6	1	41
	%	0.3	0.1			0.8	1.5	1.0		0.7	0.1	4.5
Swinburne University	n		1	61	1						1	64
	%		0.1	6.7	0.1						0.1	7.1
Victoria University	n			15								15
	%			1.7								1.7
Victoria University (TAFE Division)	n	1								1		2
	%	0.1								0.1		0.2
William Angliss Institute of TAFE	n						3	1		3		7
	%						0.3	0.1		0.3		0.8
Proxy/Respondent does not know	n					1					1	2
	%					0.1					0.1	0.2
Other	n	4		5	1		11	11	3	9	2	46
	%	0.4		0.6	0.1		1.2	1.2	0.3	1.0	0.2	5.1
All institutions	n	18	14	517	4	13	51	33	9	51	7	717
	%	2.0	1.5	57.0	0.4	1.4	5.6	3.6	1.0	5.6	0.8	79.1

Table 5 Reasons for not studying in 2012: Maroondah LGA and Victoria

	Maroondah	Victoria
Reasons for not studying	%	%
Year 12 or equivalent completers		
<i>Not in education or training and did not defer</i>		
You just needed a break from study	68.2	67.2
You wanted some other experiences, like travel, before continuing your education	25.2	26.1
You wanted to start earning your own money	74.8	80.2
You would have had to move away from home	10.3	20.5
Early school leavers		
The courses you were interested in were not available locally	28.6	26.3
You just needed a break from study	61.9	56.9
You never planned or intended to study	9.5	22.0
You wanted to start working	76.2	80.7

- Notes:
1. The data in this table are for all school leavers who are not in education or training, including those who deferred a place at university or TAFE, as well as those who did not apply for study.
 2. Respondents may have selected more than one reason.

Table 6 Occupations of 2012 school leavers not in education or training in 2013, by leaver status: Maroondah (C) LGA

Occupation group	Year 12 or equivalent completers	Early school leavers
	%	%
Building & Construction	3.1	3.7
Clerks, Receptionists & Secretaries	5.1	3.7
Computing & IT	0.0	3.7
Food, Hospitality & Tourism	24.1	0.0
Gardening, Farming & Fishing	1.5	3.7
Government & Defence	0.0	3.7
Health, Fitness, Hair & Beauty	3.1	7.4
Labourers, Factory & Machine Workers	3.6	0.0
Marketing & Sales Representatives	1.0	3.7
Media, the Arts & Printing	0.5	0.0
Motor Vehicle Service & Repair	0.0	3.7
Not in Employment	23.6	51.9
Not Specified	1.0	0.0
Sales Assistants & Storepersons	24.6	14.8
Social, Welfare & Security	0.5	0.0
Teaching, Childcare & Library	3.6	0.0
Other	4.6	0.0
Total working and not in education or training	195	27