

On Track



The On Track Survey 2012

East Gippsland Study Area

TAFE Study Area Report

This report provides information about the destinations of 2011 exiting students in schools in your TAFE Study Area (TSA).

On Track follows up young people in the six months after they leave school to obtain data about their post Year 12 education, training and employment destinations.

Data obtained through the *On Track* survey are used to publish post Year 12 education, training and employment destinations celebrating the broad range of outcomes schools create for young people – not just university but studying at TAFE, undertaking apprenticeships and other forms of training or employment. Those not studying or in part-time work who request additional pathway advice and support are referred to Youth Connections providers for help with their career plans.

Since 2003, more than 415,000 Year 10, 11 and 12 school-leavers have participated in *On Track* Surveys.

The first *On Track* Longitudinal Surveys followed groups of 2003 and 2004 school leavers to gain a more detailed picture of their transitions over the four years after they leave school.

The second longitudinal study began in 2008 and followed a cohort of 2007 school leavers until 2011.

Annual *On Track* reports and the *On Track* longitudinal reports are available on the *On Track* website: www.education.vic.gov.au/ontrack.

Data note

Schools are assigned to the closest TAFE Study Area and multi campus Institutes may therefore request data reports for other the TAFE Study Areas relevant to those campuses.

Tables

1. *On Track* responses for 2011 Year 12 or equivalent completers and early school leavers, by TAFE study area
2. Destinations of 2011 Year 12 or equivalent completers, by TAFE study area
3. Destinations of 2011 early school leavers, by TAFE study area
4. Destinations of 2011 Year 12 or equivalent completers undertaking campus-based certificate study in 2012: level of study by institution, East Gippsland Study Area
5. Destinations of 2011 Year 12 or equivalent completers undertaking campus-based certificate study in 2012: course of study by institution, East Gippsland Study Area
6. Reasons for not studying, East Gippsland Study Area and Victoria

Figures

1. Destinations of 2011 Year 12 or equivalent completers, East Gippsland Study Area and Victoria
2. Destinations of 2011 Year 12 or equivalent completers, showing deferrals, East Gippsland Study Area and Victoria
3. Destinations of 2011 early school leavers, East Gippsland Study Area and Victoria

Table 1 On Track responses for 2011 Year 12 or equivalent completers and early school leavers, by TAFE study area

TAFE study area	Year 12 or equivalent completers			Early school leavers		
	Consenters	Respondents	Response rate	Consenters	Respondents	Response rate
Ballarat	1,500	1,111	74.1	644	180	28.0
Bendigo	1,487	1,169	78.6	790	317	40.1
CBD	1,281	843	65.8	436	96	22.0
Central Gippsland	1,176	928	78.9	434	168	38.7
East Gippsland	580	431	74.3	345	117	33.9
Eastern	8,353	6,125	73.3	1,319	371	28.1
Geelong	1,909	1,382	72.4	602	198	32.9
Goulburn Ovens	1,582	1,080	68.3	533	144	27.0
North West	9,984	7,422	74.3	2,755	745	27.0
South East	8,621	6,223	72.2	1,602	476	29.7
South West	428	340	79.4	213	70	32.9
Sunraysia	626	452	72.2	195	68	34.9
Wodonga	275	170	61.8	115	25	21.7
Unknown TSA	8,540	6,225	72.9	1,902	574	30.2
Victoria	46,342	33,901	73.2	11,885	3,549	29.9

Table 2 Destinations of 2011 Year 12 or equivalent completers by TAFE study area

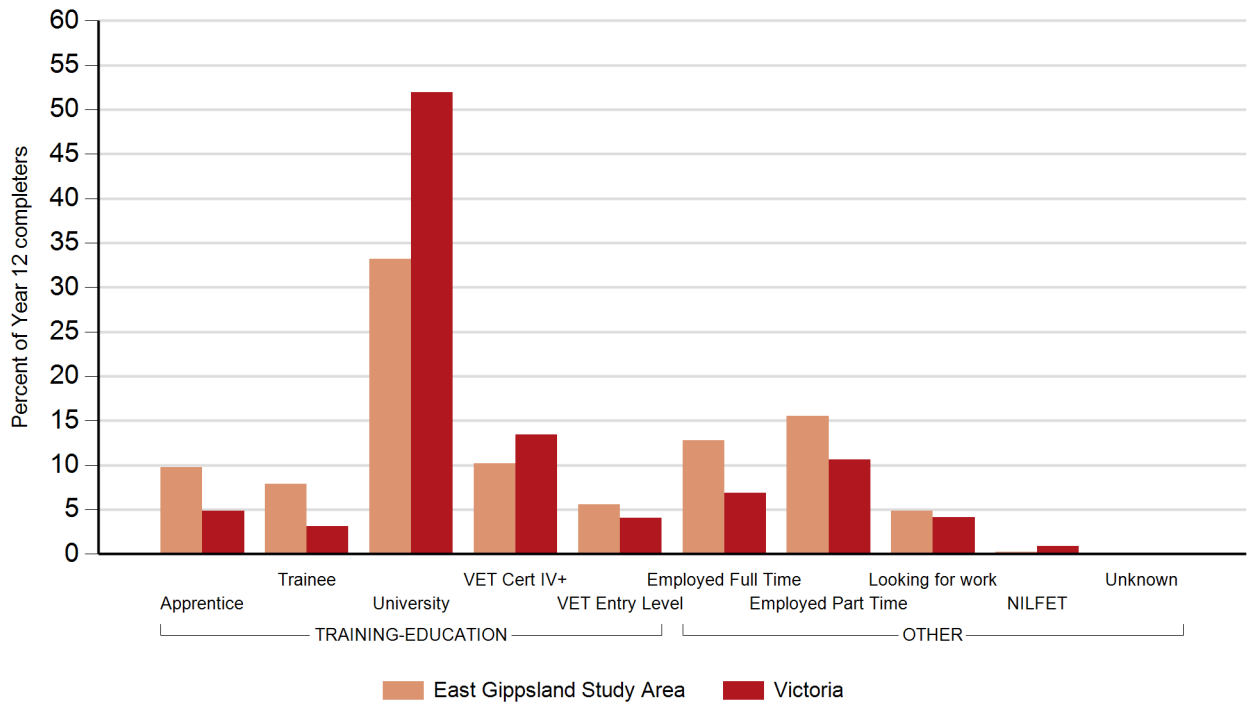
TAFE study area		University	TAFE/VET	Apprentice/ Trainee	Employed	Looking For Work	NILFET*	Total Interviewed
Ballarat	n	492	144	90	317	58	10	1,111
	%	44.3	13.0	8.1	28.5	5.2	0.9	100
Bendigo	n	474	168	164	290	62	11	1,169
	%	40.5	14.4	14.0	24.8	5.3	0.9	100
CBD	n	586	106	29	96	21	5	843
	%	69.5	12.6	3.4	11.4	2.5	0.6	100
Central Gippsland	n	341	161	125	234	54	13	928
	%	36.7	17.3	13.5	25.2	5.8	1.4	100
East Gippsland	n	143	68	76	122	21	1	431
	%	33.2	15.8	17.6	28.3	4.9	0.2	100
Eastern	n	3852	889	358	776	189	61	6,125
	%	62.9	14.5	5.8	12.7	3.1	1.0	100
Geelong	n	604	218	115	374	63	8	1,382
	%	43.7	15.8	8.3	27.1	4.6	0.6	100
Goulburn Ovens	n	393	173	138	322	43	11	1,080
	%	36.4	16.0	12.8	29.8	4.0	1.0	100
North West	n	3971	1650	488	928	327	58	7,422
	%	53.5	22.2	6.6	12.5	4.4	0.8	100
South East	n	3210	1232	449	1021	256	55	6,223
	%	51.6	19.8	7.2	16.4	4.1	0.9	100
South West	n	110	50	50	111	18	1	340
	%	32.4	14.7	14.7	32.6	5.3	0.3	100
Sunraysia	n	172	70	60	127	17	6	452
	%	38.1	15.5	13.3	28.1	3.8	1.3	100
Wodonga	n	34	29	29	67	9	2	170
	%	20.0	17.1	17.1	39.4	5.3	1.2	100
Unknown TSA	n	3237	967	556	1158	256	51	6,225
	%	52.0	15.5	8.9	18.6	4.1	0.8	100
Victoria	n	17,619	5,925	2,727	5,943	1,394	293	33,901
	%	52.0	17.5	8.0	17.5	4.1	0.9	100

Notes: Completers who deferred a place at university or TAFE have been allocated to their labour market destinations.
 NILFET*: Not in labour force, education or training

Table 3 Destinations of 2011 early school leavers by TAFE study area

TAFE study area		University	TAFE/VET	Apprentice / Trainee	Employed	Looking For Work	NILFET	Total Interviewed
Ballarat	n	0	38	82	34	18	8	180
	%	0.0	21.1	45.6	18.9	10.0	4.4	100
Bendigo	n	2	58	138	63	38	18	317
	%	0.6	18.3	43.5	19.9	12.0	5.7	100
CBD	n	2	17	12	27	25	13	96
	%	2.1	17.7	12.5	28.1	26.0	13.5	100
Central Gippsland	n	0	42	68	30	19	9	168
	%	0.0	25.0	40.5	17.9	11.3	5.4	100
East Gippsland	n	0	15	53	31	12	6	117
	%	0.0	12.8	45.3	26.5	10.3	5.1	100
Eastern	n	5	82	126	88	58	12	371
	%	1.3	22.1	34.0	23.7	15.6	3.2	100
Geelong	n	0	52	68	42	28	8	198
	%	0.0	26.3	34.3	21.2	14.1	4.0	100
Goulburn Ovens	n	1	31	56	36	15	5	144
	%	0.7	21.5	38.9	25.0	10.4	3.5	100
North West	n	3	180	213	154	143	52	745
	%	0.4	24.2	28.6	20.7	19.2	7.0	100
South East	n	1	94	146	128	80	27	476
	%	0.2	19.7	30.7	26.9	16.8	5.7	100
South West	n	0	11	28	26	3	2	70
	%	0.0	15.7	40.0	37.1	4.3	2.9	100
Sunraysia	n	0	12	28	20	4	4	68
	%	0.0	17.6	41.2	29.4	5.9	5.9	100
Wodonga	n	0	7	7	6	4	1	25
	%	0.0	28.0	28.0	24.0	16.0	4.0	100
Unknown TSA	n	1	122	204	141	86	20	574
	%	0.2	21.3	35.5	24.6	15.0	3.5	100
Victoria	n	15	761	1,229	826	533	185	3,549
	%	0.4	21.4	34.6	23.3	15.0	5.2	100

Figure 1 Destinations of 2011 Year 12 or equivalent completers: East Gippsland Study Area TSA and Victoria



Note: Completers who deferred a place at university or TAFE/VET have been allocated to their labour market destinations.

Figure 2 Destinations of 2011 Year 12 or equivalent completers, showing deferrals: East Gippsland Study Area TSA and Victoria

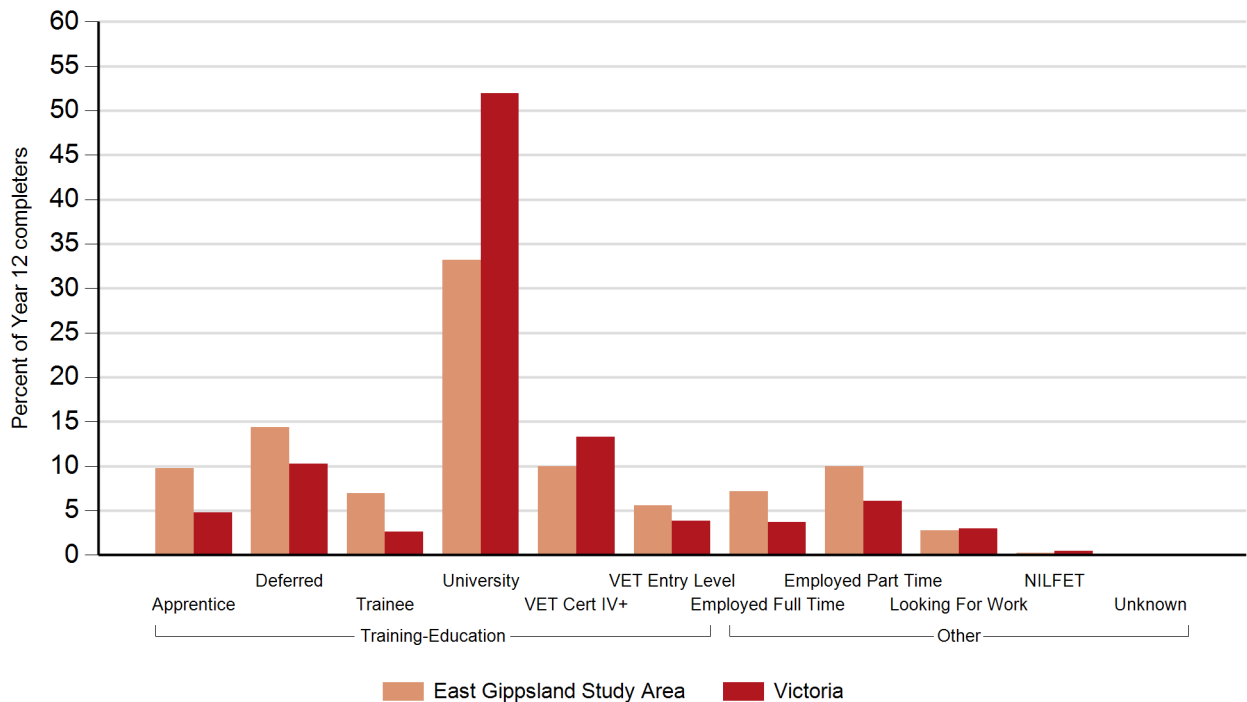


Figure 3 Destinations of 2011 early school leavers: East Gippsland Study Area TSA and Victoria

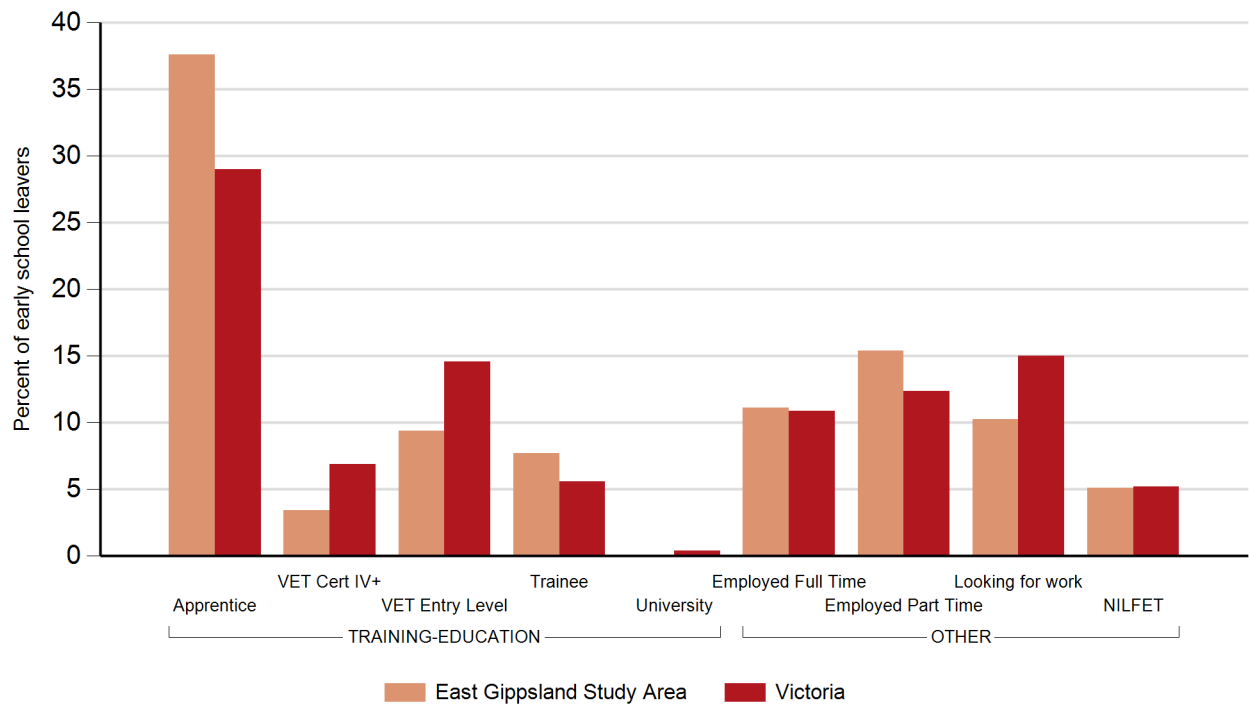


Table 4 Destinations of 2011 Year 12 or equivalent completers undertaking study in 2012, level of study by institution: East Gippsland Study Area

Institution		Adv dip	Assoc degree	Cert I	Cert II	Cert III	Cert IV	Cert unspec	Dip	Other	Total
Australian Catholic University	n										
	%										
Ballarat University	n										
	%										
Bendigo Regional Institute of TAFE	n					1					1
	%					0.2					0.2
Central Gippsland TAFE	n	1			1	6	1				9
	%	0.2			0.2	1.4	0.2				2.1
Chisholm Institute of TAFE	n						1		1		2
	%						0.2		0.2		0.5
Deakin University	n		1						2		3
	%		0.2						0.5		0.7
East Gippsland Institute	n	5	1	1	5	27	5	1	10		55
	%	1.2	0.2	0.2	1.2	6.3	1.2	0.2	2.3		12.8
Gordon Institute	n	1				1			1		3
	%	0.2				0.2			0.2		0.7
Goulburn Ovens Institute of TAFE	n						1				1
	%						0.2				0.2
Holmesglen Institute	n	1					1				2
	%	0.2					0.2				0.5
Kangan Batman Institute of TAFE	n	1				1					2
	%	0.2				0.2					0.5
La Trobe University	n										
	%										
Melbourne University	n										
	%										
Monash University	n								1		1
	%								0.2		0.2
Northern Melbourne Institute of TAFE (NMIT)	n					1	1				2
	%					0.2	0.2				0.5
RMIT (TAFE Division)	n		1						1		2
	%		0.2						0.2		0.5
RMIT University	n		1								1
	%		0.2								0.2
Swinburne (TAFE Division)	n	1				2			1		4
	%	0.2				0.5			0.2		0.9
Swinburne University	n										
	%										
Victoria University	n								1		1
	%								0.2		0.2
Victoria University (TAFE Division)	n				1	1	1		2		5
	%				0.2	0.2	0.2		0.5		1.2
Other	n	3				27	8	5	6	1	50
	%	0.7				6.3	1.9	1.2	1.4	0.2	11.6
<i>All institutions</i>	<i>n</i>	<i>13</i>	<i>4</i>	<i>1</i>	<i>7</i>	<i>67</i>	<i>19</i>	<i>6</i>	<i>26</i>	<i>1</i>	<i>144</i>
	<i>%</i>	<i>3.0</i>	<i>0.9</i>	<i>0.2</i>	<i>1.6</i>	<i>15.5</i>	<i>4.4</i>	<i>1.4</i>	<i>6.0</i>	<i>0.2</i>	<i>33.4</i>

Table 5 Destinations of 2011 Year 12 or equivalent completers undertaking campus-based certificate study in 2012, Course of study by institution: East Gippsland Study Area

Course of study	East Gippsland Study Area		State	
	n	%	n	%
Agriculture	1	1.5	39	0.7
Architecture And Urban Environment	1	1.5	72	1.2
Arts (General)	1	1.5	93	1.6
Automotive Engineering And Technology	1	1.5	23	0.4
Behavioural Science	1	1.5	13	0.2
Building	4	5.9	265	4.5
Business And Management	5	7.4	362	6.1
Communication And Media Studies	1	1.5	199	3.4
Computer Science	1	1.5	51	0.9
Electrical And Electronic Engineering And Technology	1	1.5	154	2.6
Environmental Studies	1	1.5	17	0.3
Food And Hospitality	2	2.9	224	3.8
General Education Programmes	1	1.5	39	0.7
Graphic And Design Studies	10	14.7	376	6.3
Human Welfare Studies And Services	4	5.9	251	4.2
Information Systems	1	1.5	91	1.5
Law	1	1.5	101	1.7
No Course Nominated	2	2.9	121	2.0
Nursing	6	8.8	215	3.6
Other Creative Arts	1	1.5	162	2.7
Other Education	5	7.4	149	2.5
Other Engineering And Related Technologies	1	1.5	62	1.0
Other Health	1	1.5	270	4.6
Other Society And Culture	1	1.5	55	0.9
Personal Services	3	4.4	259	4.4
Rehabilitation Therapies	1	1.5	43	0.7
Sales And Marketing	3	4.4	148	2.5
Sport And Recreation	1	1.5	359	6.1
Tourism	1	1.5	85	1.4
Veterinary Studies	1	1.5	35	0.6
Visual Arts And Crafts	4	5.9	169	2.9
All courses of study	68	100.0	5925	100.0

Table 6 Reasons for not studying in 2011: East Gippsland Study Area TSA and Victoria

	East Gippsland Study Area	Victoria
Reasons for not studying	%	%
Year 12 or equivalent completers		
<i>Not in education or training and did not defer</i>		
The courses you were interested in were not available locally	25.6	20.1
You just needed a break from study	63.4	66.7
You never planned or intended to study	31.7	26.9
You wanted to start earning your own money	89.0	82.8
Early school leavers		
The courses you were interested in were not available locally	28.3	24.6
You just needed a break from study	45.7	56.1
You never planned or intended to study	26.1	24.1
You wanted to start earning your own money	84.8	80.4

- Notes:
1. The data in this table are for all school leavers who are not in education or training, including those who deferred a place at university or TAFE, as well as those who did not apply for study.
 2. Respondents may have selected more than one reason.