

# *On Track*



## The On Track Survey 2012

Central Gippsland Study Area

TAFE Study Area Report

This report provides information about the destinations of 2011 exiting students in schools in your TAFE Study Area (TSA).

*On Track* follows up young people in the six months after they leave school to obtain data about their post Year 12 education, training and employment destinations.

Data obtained through the *On Track* survey are used to publish post Year 12 education, training and employment destinations celebrating the broad range of outcomes schools create for young people – not just university but studying at TAFE, undertaking apprenticeships and other forms of training or employment. Those not studying or in part-time work who request additional pathway advice and support are referred to Youth Connections providers for help with their career plans.

Since 2003, more than 415,000 Year 10, 11 and 12 school-leavers have participated in *On Track* Surveys.

The first *On Track* Longitudinal Surveys followed groups of 2003 and 2004 school leavers to gain a more detailed picture of their transitions over the four years after they leave school.

The second longitudinal study began in 2008 and followed a cohort of 2007 school leavers until 2011.

Annual *On Track* reports and the *On Track* longitudinal reports are available on the *On Track* website: [www.education.vic.gov.au/ontrack](http://www.education.vic.gov.au/ontrack).

#### **Data note**

Schools are assigned to the closest TAFE Study Area and multi campus Institutes may therefore request data reports for other the TAFE Study Areas relevant to those campuses.

## **Tables**

1. *On Track* responses for 2011 Year 12 or equivalent completers and early school leavers, by TAFE study area
2. Destinations of 2011 Year 12 or equivalent completers, by TAFE study area
3. Destinations of 2011 early school leavers, by TAFE study area
4. Destinations of 2011 Year 12 or equivalent completers undertaking campus-based certificate study in 2012: level of study by institution, Central Gippsland Study Area
5. Destinations of 2011 Year 12 or equivalent completers undertaking campus-based certificate study in 2012: course of study by institution, Central Gippsland Study Area
6. Reasons for not studying, Central Gippsland Study Area and Victoria

## **Figures**

1. Destinations of 2011 Year 12 or equivalent completers, Central Gippsland Study Area and Victoria
2. Destinations of 2011 Year 12 or equivalent completers, showing deferrals, Central Gippsland Study Area and Victoria
3. Destinations of 2011 early school leavers, Central Gippsland Study Area and Victoria

**Table 1 On Track responses for 2011 Year 12 or equivalent completers and early school leavers, by TAFE study area**

| TAFE study area   | Year 12 or equivalent completers |               |               | Early school leavers |              |               |
|-------------------|----------------------------------|---------------|---------------|----------------------|--------------|---------------|
|                   | Consenters                       | Respondents   | Response rate | Consenters           | Respondents  | Response rate |
| Ballarat          | 1,500                            | 1,111         | 74.1          | 644                  | 180          | 28.0          |
| Bendigo           | 1,487                            | 1,169         | 78.6          | 790                  | 317          | 40.1          |
| CBD               | 1,281                            | 843           | 65.8          | 436                  | 96           | 22.0          |
| Central Gippsland | 1,176                            | 928           | 78.9          | 434                  | 168          | 38.7          |
| East Gippsland    | 580                              | 431           | 74.3          | 345                  | 117          | 33.9          |
| Eastern           | 8,353                            | 6,125         | 73.3          | 1,319                | 371          | 28.1          |
| Geelong           | 1,909                            | 1,382         | 72.4          | 602                  | 198          | 32.9          |
| Goulburn Ovens    | 1,582                            | 1,080         | 68.3          | 533                  | 144          | 27.0          |
| North West        | 9,984                            | 7,422         | 74.3          | 2,755                | 745          | 27.0          |
| South East        | 8,621                            | 6,223         | 72.2          | 1,602                | 476          | 29.7          |
| South West        | 428                              | 340           | 79.4          | 213                  | 70           | 32.9          |
| Sunraysia         | 626                              | 452           | 72.2          | 195                  | 68           | 34.9          |
| Wodonga           | 275                              | 170           | 61.8          | 115                  | 25           | 21.7          |
| Unknown TSA       | 8,540                            | 6,225         | 72.9          | 1,902                | 574          | 30.2          |
| <b>Victoria</b>   | <b>46,342</b>                    | <b>33,901</b> | <b>73.2</b>   | <b>11,885</b>        | <b>3,549</b> | <b>29.9</b>   |

**Table 2 Destinations of 2011 Year 12 or equivalent completers by TAFE study area**

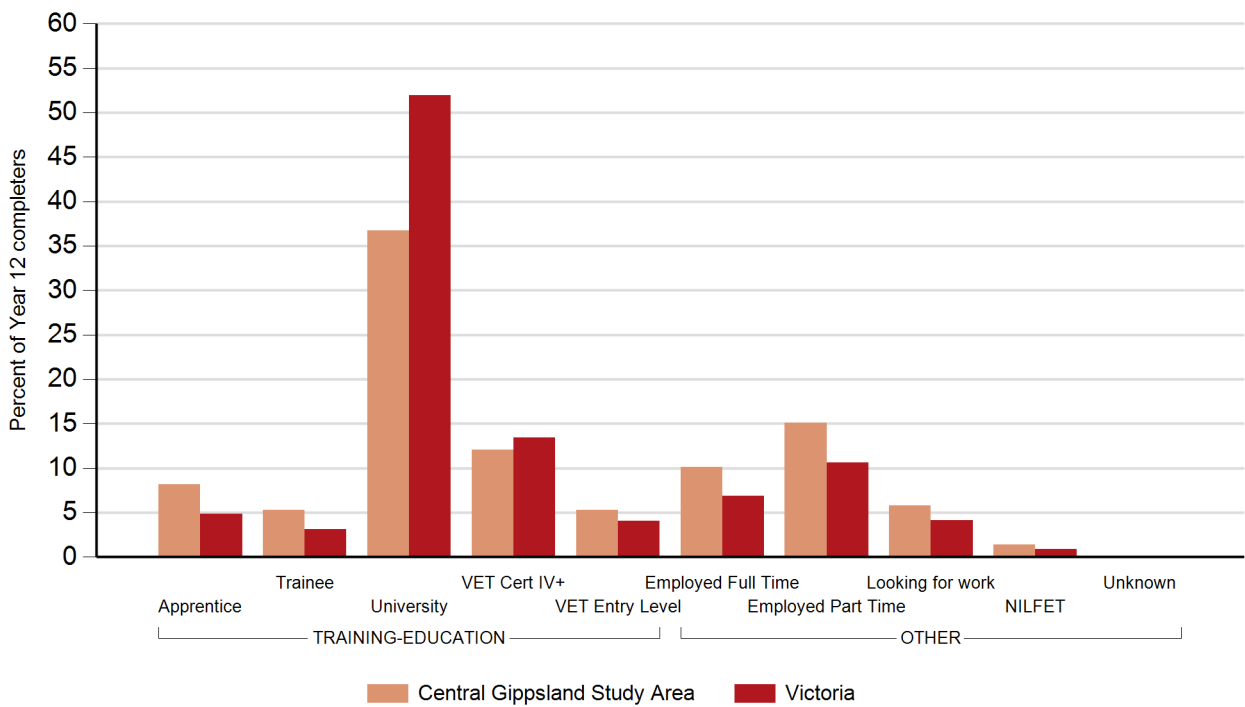
| TAFE study area   |   | University | TAFE/VET | Apprentice/ Trainee | Employed | Looking For Work | NILFET* | Total Interviewed |
|-------------------|---|------------|----------|---------------------|----------|------------------|---------|-------------------|
| Ballarat          | n | 492        | 144      | 90                  | 317      | 58               | 10      | 1,111             |
|                   | % | 44.3       | 13.0     | 8.1                 | 28.5     | 5.2              | 0.9     | 100               |
| Bendigo           | n | 474        | 168      | 164                 | 290      | 62               | 11      | 1,169             |
|                   | % | 40.5       | 14.4     | 14.0                | 24.8     | 5.3              | 0.9     | 100               |
| CBD               | n | 586        | 106      | 29                  | 96       | 21               | 5       | 843               |
|                   | % | 69.5       | 12.6     | 3.4                 | 11.4     | 2.5              | 0.6     | 100               |
| Central Gippsland | n | 341        | 161      | 125                 | 234      | 54               | 13      | 928               |
|                   | % | 36.7       | 17.3     | 13.5                | 25.2     | 5.8              | 1.4     | 100               |
| East Gippsland    | n | 143        | 68       | 76                  | 122      | 21               | 1       | 431               |
|                   | % | 33.2       | 15.8     | 17.6                | 28.3     | 4.9              | 0.2     | 100               |
| Eastern           | n | 3852       | 889      | 358                 | 776      | 189              | 61      | 6,125             |
|                   | % | 62.9       | 14.5     | 5.8                 | 12.7     | 3.1              | 1.0     | 100               |
| Geelong           | n | 604        | 218      | 115                 | 374      | 63               | 8       | 1,382             |
|                   | % | 43.7       | 15.8     | 8.3                 | 27.1     | 4.6              | 0.6     | 100               |
| Goulburn Ovens    | n | 393        | 173      | 138                 | 322      | 43               | 11      | 1,080             |
|                   | % | 36.4       | 16.0     | 12.8                | 29.8     | 4.0              | 1.0     | 100               |
| North West        | n | 3971       | 1650     | 488                 | 928      | 327              | 58      | 7,422             |
|                   | % | 53.5       | 22.2     | 6.6                 | 12.5     | 4.4              | 0.8     | 100               |
| South East        | n | 3210       | 1232     | 449                 | 1021     | 256              | 55      | 6,223             |
|                   | % | 51.6       | 19.8     | 7.2                 | 16.4     | 4.1              | 0.9     | 100               |
| South West        | n | 110        | 50       | 50                  | 111      | 18               | 1       | 340               |
|                   | % | 32.4       | 14.7     | 14.7                | 32.6     | 5.3              | 0.3     | 100               |
| Sunraysia         | n | 172        | 70       | 60                  | 127      | 17               | 6       | 452               |
|                   | % | 38.1       | 15.5     | 13.3                | 28.1     | 3.8              | 1.3     | 100               |
| Wodonga           | n | 34         | 29       | 29                  | 67       | 9                | 2       | 170               |
|                   | % | 20.0       | 17.1     | 17.1                | 39.4     | 5.3              | 1.2     | 100               |
| Unknown TSA       | n | 3237       | 967      | 556                 | 1158     | 256              | 51      | 6,225             |
|                   | % | 52.0       | 15.5     | 8.9                 | 18.6     | 4.1              | 0.8     | 100               |
| Victoria          | n | 17,619     | 5,925    | 2,727               | 5,943    | 1,394            | 293     | 33,901            |
|                   | % | 52.0       | 17.5     | 8.0                 | 17.5     | 4.1              | 0.9     | 100               |

Notes: Completers who deferred a place at university or TAFE have been allocated to their labour market destinations.  
 NILFET\*: Not in labour force, education or training

**Table 3 Destinations of 2011 early school leavers by TAFE study area**

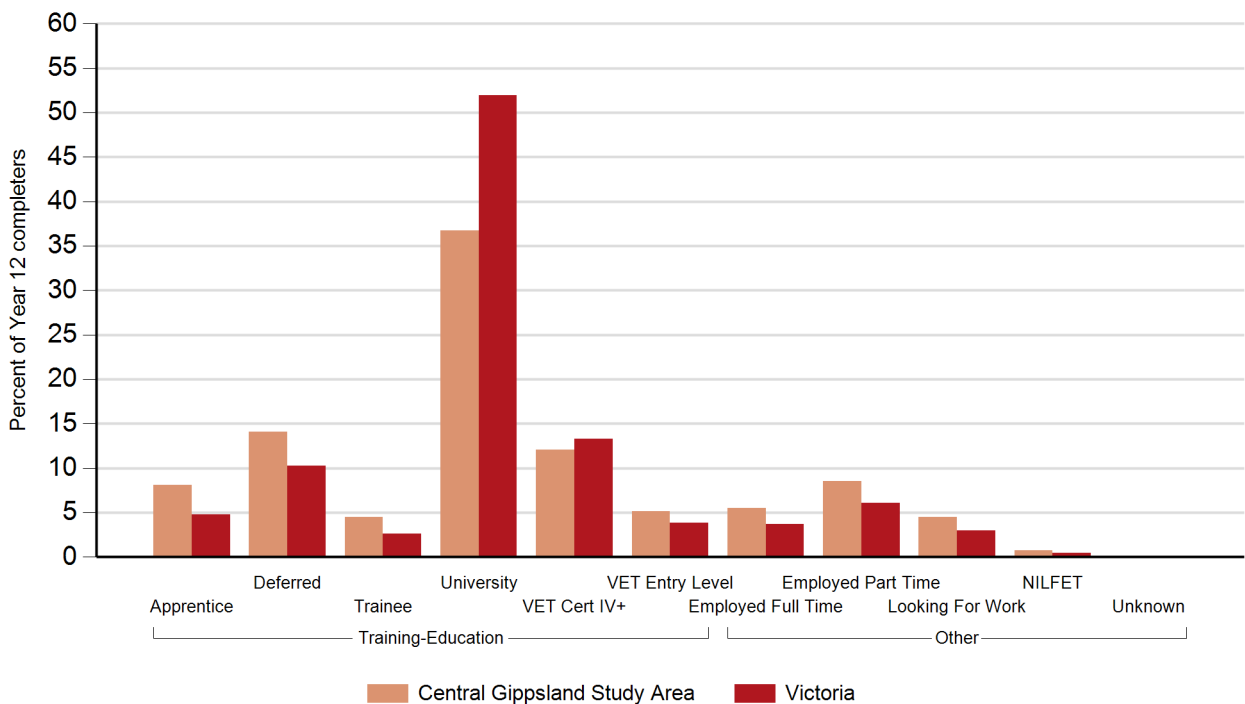
| TAFE study area   |   | University | TAFE/VET | Apprentice / Trainee | Employed | Looking For Work | NILFET | Total Interviewed |
|-------------------|---|------------|----------|----------------------|----------|------------------|--------|-------------------|
| Ballarat          | n | 0          | 38       | 82                   | 34       | 18               | 8      | 180               |
|                   | % | 0.0        | 21.1     | 45.6                 | 18.9     | 10.0             | 4.4    | 100               |
| Bendigo           | n | 2          | 58       | 138                  | 63       | 38               | 18     | 317               |
|                   | % | 0.6        | 18.3     | 43.5                 | 19.9     | 12.0             | 5.7    | 100               |
| CBD               | n | 2          | 17       | 12                   | 27       | 25               | 13     | 96                |
|                   | % | 2.1        | 17.7     | 12.5                 | 28.1     | 26.0             | 13.5   | 100               |
| Central Gippsland | n | 0          | 42       | 68                   | 30       | 19               | 9      | 168               |
|                   | % | 0.0        | 25.0     | 40.5                 | 17.9     | 11.3             | 5.4    | 100               |
| East Gippsland    | n | 0          | 15       | 53                   | 31       | 12               | 6      | 117               |
|                   | % | 0.0        | 12.8     | 45.3                 | 26.5     | 10.3             | 5.1    | 100               |
| Eastern           | n | 5          | 82       | 126                  | 88       | 58               | 12     | 371               |
|                   | % | 1.3        | 22.1     | 34.0                 | 23.7     | 15.6             | 3.2    | 100               |
| Geelong           | n | 0          | 52       | 68                   | 42       | 28               | 8      | 198               |
|                   | % | 0.0        | 26.3     | 34.3                 | 21.2     | 14.1             | 4.0    | 100               |
| Goulburn Ovens    | n | 1          | 31       | 56                   | 36       | 15               | 5      | 144               |
|                   | % | 0.7        | 21.5     | 38.9                 | 25.0     | 10.4             | 3.5    | 100               |
| North West        | n | 3          | 180      | 213                  | 154      | 143              | 52     | 745               |
|                   | % | 0.4        | 24.2     | 28.6                 | 20.7     | 19.2             | 7.0    | 100               |
| South East        | n | 1          | 94       | 146                  | 128      | 80               | 27     | 476               |
|                   | % | 0.2        | 19.7     | 30.7                 | 26.9     | 16.8             | 5.7    | 100               |
| South West        | n | 0          | 11       | 28                   | 26       | 3                | 2      | 70                |
|                   | % | 0.0        | 15.7     | 40.0                 | 37.1     | 4.3              | 2.9    | 100               |
| Sunraysia         | n | 0          | 12       | 28                   | 20       | 4                | 4      | 68                |
|                   | % | 0.0        | 17.6     | 41.2                 | 29.4     | 5.9              | 5.9    | 100               |
| Wodonga           | n | 0          | 7        | 7                    | 6        | 4                | 1      | 25                |
|                   | % | 0.0        | 28.0     | 28.0                 | 24.0     | 16.0             | 4.0    | 100               |
| Unknown TSA       | n | 1          | 122      | 204                  | 141      | 86               | 20     | 574               |
|                   | % | 0.2        | 21.3     | 35.5                 | 24.6     | 15.0             | 3.5    | 100               |
| Victoria          | n | 15         | 761      | 1,229                | 826      | 533              | 185    | 3,549             |
|                   | % | 0.4        | 21.4     | 34.6                 | 23.3     | 15.0             | 5.2    | 100               |

**Figure 1 Destinations of 2011 Year 12 or equivalent completers: Central Gippsland Study Area TSA and Victoria**

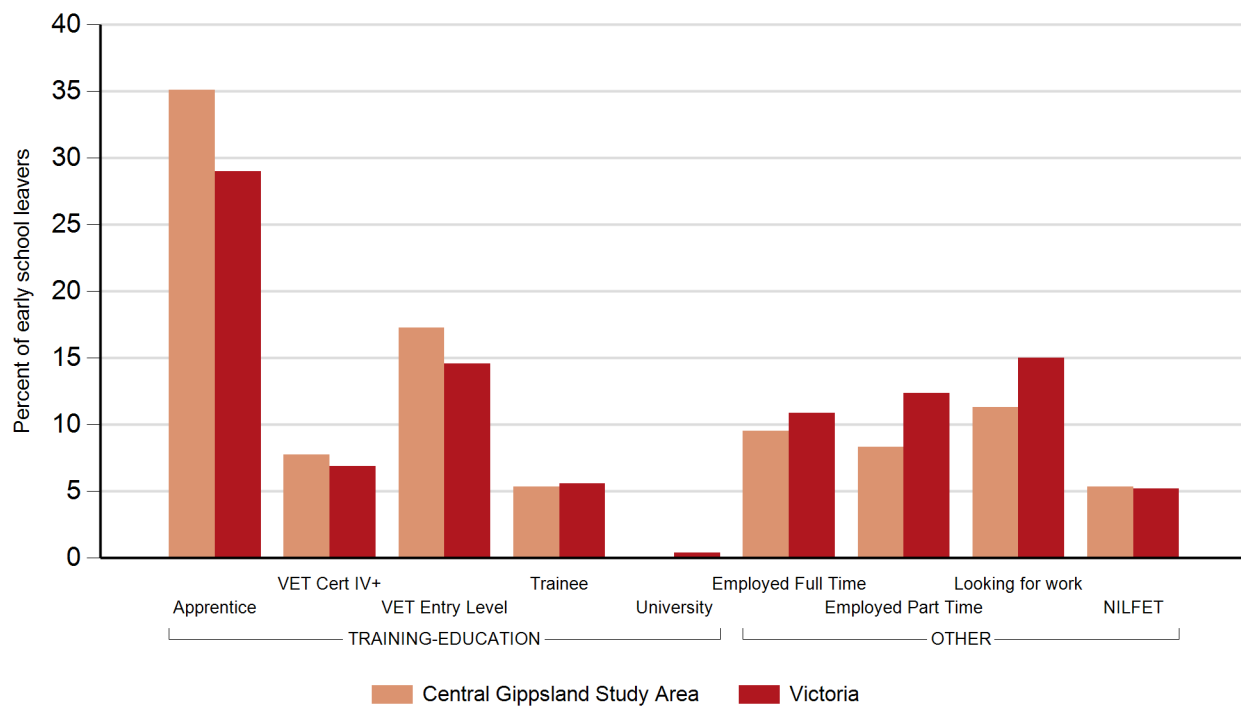


Note: Completers who deferred a place at university or TAFE/VET have been allocated to their labour market destinations.

**Figure 2 Destinations of 2011 Year 12 or equivalent completers, showing deferrals: Central Gippsland Study Area TSA and Victoria**



**Figure 3 Destinations of 2011 early school leavers: Central Gippsland Study Area TSA and Victoria**





**Table 4 Destinations of 2011 Year 12 or equivalent completers undertaking study in 2012, level of study by institution: Central Gippsland Study Area**

| Institution                         |          | Adv dip    | Assoc degree | Cert I     | Cert II    | Cert III    | Cert IV    | Cert unspec | Dip        | Other      | Total       |
|-------------------------------------|----------|------------|--------------|------------|------------|-------------|------------|-------------|------------|------------|-------------|
| Australian Catholic University      | n        |            |              |            |            |             |            |             |            |            |             |
|                                     | %        |            |              |            |            |             |            |             |            |            |             |
| Ballarat University                 | n        |            |              |            |            |             |            |             | 1          |            | 1           |
|                                     | %        |            |              |            |            |             |            |             | 0.1        |            | 0.1         |
| Ballarat University (TAFE Division) | n        |            |              |            |            |             |            |             |            |            |             |
|                                     | %        |            |              |            |            |             |            |             |            |            |             |
| Bendigo Regional Institute of TAFE  | n        |            |              |            |            | 1           |            |             |            |            | 1           |
|                                     | %        |            |              |            |            | 0.1         |            |             |            |            | 0.1         |
| Box Hill Institute of TAFE          | n        | 1          |              |            |            | 2           | 2          |             | 1          |            | 6           |
|                                     | %        | 0.1        |              |            |            | 0.2         | 0.2        |             | 0.1        |            | 0.6         |
| Central Gippsland TAFE              | n        | 5          |              |            | 5          | 34          | 18         | 1           | 17         |            | 80          |
|                                     | %        | 0.5        |              |            | 0.5        | 3.7         | 1.9        | 0.1         | 1.8        |            | 8.6         |
| Chisholm Institute of TAFE          | n        | 3          |              |            | 1          | 7           | 4          |             | 6          |            | 21          |
|                                     | %        | 0.3        |              |            | 0.1        | 0.8         | 0.4        |             | 0.6        |            | 2.3         |
| Deakin University                   | n        |            | 1            |            |            | 1           |            |             | 2          |            | 4           |
|                                     | %        |            | 0.1          |            |            | 0.1         |            |             | 0.2        |            | 0.4         |
| East Gippsland Institute            | n        |            |              |            | 3          |             |            | 1           | 1          |            | 5           |
|                                     | %        |            |              |            | 0.3        |             |            | 0.1         | 0.1        |            | 0.5         |
| Gordon Institute                    | n        |            |              |            |            |             |            |             | 1          |            | 1           |
|                                     | %        |            |              |            |            |             |            |             | 0.1        |            | 0.1         |
| Holmesglen Institute                | n        | 2          |              |            |            | 2           | 3          |             | 3          |            | 10          |
|                                     | %        | 0.2        |              |            |            | 0.2         | 0.3        |             | 0.3        |            | 1.1         |
| Kangan Batman Institute of TAFE     | n        |            |              |            |            |             |            |             |            |            |             |
|                                     | %        |            |              |            |            |             |            |             |            |            |             |
| La Trobe University                 | n        |            |              |            |            |             |            |             |            |            |             |
|                                     | %        |            |              |            |            |             |            |             |            |            |             |
| Melbourne University                | n        |            |              |            |            |             |            |             | 1          |            | 1           |
|                                     | %        |            |              |            |            |             |            |             | 0.1        |            | 0.1         |
| Monash University                   | n        |            |              |            |            |             |            | 2           | 4          |            | 6           |
|                                     | %        |            |              |            |            |             |            | 0.2         | 0.4        |            | 0.6         |
| RMIT (TAFE Division)                | n        | 7          | 1            |            |            |             | 4          | 2           | 4          |            | 18          |
|                                     | %        | 0.8        | 0.1          |            |            |             | 0.4        | 0.2         | 0.4        |            | 1.9         |
| RMIT University                     | n        | 1          | 2            |            |            | 2           | 1          |             | 2          |            | 8           |
|                                     | %        | 0.1        | 0.2          |            |            | 0.2         | 0.1        |             | 0.2        |            | 0.9         |
| South West Institute of TAFE        | n        |            |              |            |            | 1           |            |             |            |            | 1           |
|                                     | %        |            |              |            |            | 0.1         |            |             |            |            | 0.1         |
| Swinburne (TAFE Division)           | n        | 3          |              |            |            | 2           | 1          |             | 7          |            | 13          |
|                                     | %        | 0.3        |              |            |            | 0.2         | 0.1        |             | 0.8        |            | 1.4         |
| Swinburne University                | n        |            |              |            |            |             |            |             |            |            |             |
|                                     | %        |            |              |            |            |             |            |             |            |            |             |
| Victoria University                 | n        |            |              |            |            |             |            | 1           | 1          |            | 2           |
|                                     | %        |            |              |            |            |             |            | 0.1         | 0.1        |            | 0.2         |
| Victoria University (TAFE Division) | n        |            |              |            |            |             |            |             | 1          |            | 1           |
|                                     | %        |            |              |            |            |             |            |             | 0.1        |            | 0.1         |
| William Angliss Institute of TAFE   | n        | 2          |              |            |            | 3           | 2          |             | 2          |            | 9           |
|                                     | %        | 0.2        |              |            |            | 0.3         | 0.2        |             | 0.2        |            | 1.0         |
| Proxy/Respondent does not know      | n        |            |              |            |            |             | 1          |             |            |            | 1           |
|                                     | %        |            |              |            |            |             | 0.1        |             |            |            | 0.1         |
| Other                               | n        | 4          |              | 2          | 7          | 50          | 11         | 13          | 9          | 1          | 97          |
|                                     | %        | 0.4        |              | 0.2        | 0.8        | 5.4         | 1.2        | 1.4         | 1.0        | 0.1        | 10.5        |
| <i>All institutions</i>             | <i>n</i> | <i>28</i>  | <i>4</i>     | <i>2</i>   | <i>16</i>  | <i>105</i>  | <i>47</i>  | <i>20</i>   | <i>63</i>  | <i>1</i>   | <i>286</i>  |
|                                     | <i>%</i> | <i>3.0</i> | <i>0.4</i>   | <i>0.2</i> | <i>1.7</i> | <i>11.3</i> | <i>5.1</i> | <i>2.2</i>  | <i>6.8</i> | <i>0.1</i> | <i>30.8</i> |



**Table 5 Destinations of 2011 Year 12 or equivalent completers undertaking campus-based certificate study in 2012, Course of study by institution: Central Gippsland Study Area**

| Course of study                                      | Central Gippsland Study Area |     | State |     |
|--|------------------------------|-----|-------|-----|
|  | n                            | %   | n     | %   |
| Accounting   | 6                            | 3.7 | 117   | 2.0 |
| Aerospace Engineering And Technology                 | 1                            | 0.6 | 44    | 0.7 |
| Agriculture  | 2                            | 1.2 | 39    | 0.7 |
| Architecture And Urban Environment                   | 2                            | 1.2 | 72    | 1.2 |
| Arts (General)                                       | 2                            | 1.2 | 93    | 1.6 |
| Banking, Finance And Related Fields                  | 1                            | 0.6 | 23    | 0.4 |
| Biological Sciences                                  | 1                            | 0.6 | 44    | 0.7 |
| Building   | 6                            | 3.7 | 265   | 4.5 |
| Business And Management                              | 6                            | 3.7 | 362   | 6.1 |
| Chemical Sciences                                    | 1                            | 0.6 | 5     | 0.1 |
| Civil Engineering                                    | 1                            | 0.6 | 99    | 1.7 |
| Communication And Media Studies                      | 4                            | 2.5 | 199   | 3.4 |
| Complementary Therapies                              | 1                            | 0.6 | 16    | 0.3 |
| Curriculum And Education Studies                     | 1                            | 0.6 | 36    | 0.6 |
| Employment Skills Programmes                         | 1                            | 0.6 | 9     | 0.2 |
| Food And Hospitality                                 | 9                            | 5.6 | 224   | 3.8 |
| General Degree                                       | 1                            | 0.6 | 7     | 0.1 |
| General Education Programmes                         | 1                            | 0.6 | 39    | 0.7 |
| Graphic And Design Studies                           | 10                           | 6.2 | 376   | 6.3 |
| Horticulture And Viticulture                         | 1                            | 0.6 | 26    | 0.4 |
| Human Welfare Studies And Services                   | 8                            | 5.0 | 251   | 4.2 |
| Information Systems                                  | 2                            | 1.2 | 91    | 1.5 |
| Justice And Law Enforcement                          | 4                            | 2.5 | 131   | 2.2 |
| Language And Literature                              | 1                            | 0.6 | 32    | 0.5 |
| Law  | 3                            | 1.9 | 101   | 1.7 |
| Mechanical And Industrial Engineering And Technology | 3                            | 1.9 | 85    | 1.4 |
| Medical Studies                                      | 1                            | 0.6 | 21    | 0.4 |
| No Course Nominated                                  | 3                            | 1.9 | 121   | 2.0 |
| Nursing  | 9                            | 5.6 | 215   | 3.6 |
| Office Studies                                       | 1                            | 0.6 | 12    | 0.2 |
| Other Agriculture, Environmental And Related Studies | 1                            | 0.6 | 15    | 0.3 |
| Other Creative Arts                                  | 1                            | 0.6 | 162   | 2.7 |
| Other Education                                      | 9                            | 5.6 | 149   | 2.5 |
| Other Engineering And Related Technologies           | 1                            | 0.6 | 62    | 1.0 |
| Other Health   | 4                            | 2.5 | 270   | 4.6 |
| Other Information Technology                         | 4                            | 2.5 | 138   | 2.3 |
| Other Management And Commerce                        | 2                            | 1.2 | 137   | 2.3 |
| Other Mixed Field Programmes                         | 3                            | 1.9 | 11    | 0.2 |
| Other Natural And Physical Sciences                  | 2                            | 1.2 | 51    | 0.9 |
| Other Society And Culture                            | 3                            | 1.9 | 55    | 0.9 |
| Performing Arts                                      | 2                            | 1.2 | 148   | 2.5 |
| Personal Services                                    | 10                           | 6.2 | 259   | 4.4 |

| Course of study                  | Central Gippsland Study Area |       | State |       |
|----------------------------------|------------------------------|-------|-------|-------|
|                                  | n                            | %     | n     | %     |
| Philosophy And Religious Studies | 1                            | 0.6   | 27    | 0.5   |
| Rehabilitation Therapies         | 1                            | 0.6   | 43    | 0.7   |
| Sales And Marketing              | 2                            | 1.2   | 148   | 2.5   |
| Science (General)                | 2                            | 1.2   | 66    | 1.1   |
| Sport And Recreation             | 8                            | 5.0   | 359   | 6.1   |
| Tourism                          | 4                            | 2.5   | 85    | 1.4   |
| Veterinary Studies               | 2                            | 1.2   | 35    | 0.6   |
| Visual Arts And Crafts           | 6                            | 3.7   | 169   | 2.9   |
| All courses of study             | 161                          | 100.0 | 5925  | 100.0 |

**Table 6 Reasons for not studying in 2011: Central Gippsland Study Area TSA and Victoria**

| Reasons for not studying                                      | Central Gippsland Study Area<br>% | Victoria<br>% |
|---|-----------------------------------|---------------|
| <b>Year 12 or equivalent completers</b>                       |                                   |               |
| <i>Not in education or training and did not defer</i>         |                                   |               |
| The courses you were interested in were not available locally | 23.1                              | 20.1          |
| You just needed a break from study                            | 66.3                              | 66.7          |
| You never planned or intended to study                        | 32.0                              | 26.9          |
| You wanted to start earning your own money                    | 85.8                              | 82.8          |
| <b>Early school leavers</b>                                   |                                   |               |
| The courses you were interested in were not available locally | 38.0                              | 24.6          |
| You just needed a break from study                            | 52.0                              | 56.1          |
| You never planned or intended to study                        | 22.0                              | 24.1          |
| You wanted to start earning your own money                    | 74.0                              | 80.4          |

- Notes:
1. The data in this table are for all school leavers who are not in education or training, including those who deferred a place at university or TAFE, as well as those who did not apply for study.
  2. Respondents may have selected more than one reason.