

ON TRACK 2016 SURVEY RESULTS



DESTINATION OF STUDENTS WHO EXITED SCHOOL
IN 2015

Moyne (S)



Education
and Training

CONTENTS

1	On Track survey response rates: school leavers in Moyne (S)	1
1.1	Participation of Year 12 or equivalent completers in the 2016 On Track survey	1
1.2	Participation of early school leavers in the 2016 On Track survey	1
2	Destinations of 2016 Year 12 or equivalent completers: Moyne (S) and Victoria	2
2.1	Year 12 or equivalent completers in campus-based tertiary study	5
2.2	Year 12 or equivalent completers in apprenticeships and traineeships	7
2.3	Year 12 or equivalent completers not continuing in education or training	8
2.4	Year 12 or equivalent completers who deferred tertiary study	9
2.5	Year 12 or equivalent completers who were employed	10
3	Post-school destinations of early school leavers in	12
4	Career advice activities participated in while at school	15

MelbourneDecember 2016

©State of Victoria (Department of Education and Training) 2016

The copyright in this document is owned by the State of Victoria (Department of Education and Training), or in the case of some materials, by third parties (third party materials). No part may be reproduced by any process except in accordance with the provisions of the Copyright Act 1968, the National Education Access Licence for Schools (NEALS) (see below) or with permission.

An educational institution situated in Australia which is not conducted for profit, or a body responsible for administering such an institution may copy and communicate the materials, other than third party materials, for the educational purposes of the institution.

Authorised by the Department of Education and Training,
2 Treasury Place, East Melbourne, Victoria, 3002

About On Track

On Track is a large-scale survey designed to monitor the destination outcomes of Year 12 or equivalent completers and early school leavers six months after leaving school. This information provides insights into post-school destinations and pathways, and highlights the diversity of pathways young people pursue after leaving secondary school. The On Track survey involves students from all Victorian school sectors.

Data obtained through the On Track survey is used to publish post school education, training and employment destinations. Those not studying or in part-time work are offered career pathway advice and assistance via a referral service.

This LGA report provides local level information on the post-school education, training and employment destinations of students who attended schools in Bass Coast, to support post compulsory education planning and to assist with youth support services. The report draws on data obtained through the 2016 On Track survey.

Some data presented has not been released due to the small numbers of respondents. These data will either be presented as "np" (not published) or appear blank (in figures and charts) where the number of respondents are less than 5.

Other On Track Reports

In addition to LGA reports, the following reports are produced annually from the On Track survey:

Statewide report

The On Track statewide summary provides a comprehensive analysis of destinations of Year 12 or equivalent completers and early school leavers across Victoria, six months after they leave school.

School reports

On Track destination data is provided to schools to assist in the development of curriculum options and careers advice for students, to assist them in achieving their post-school education and employment goals.

On Track destination data of school leavers for each Victorian school are available for download in the Victorian Assessment Software System (VASS).

The statewide report and LGA reports are available to the public on the On Track website:
www.education.vic.gov.au/ontrack

Contact Information

If you have any queries or would like more information about On Track data, please email:
ontrack.survey@edumail.vic.gov.au

1. On Track survey response rates

Consent to participate in the On Track survey is required to enable the Department to contact school leavers. Consent is sought via a question on the students' Victorian Curriculum Assessment and Authority (VCAA) enrolment form completed when a student enrolls in a senior secondary unit.

Students who consent to participate in the survey are contacted six months after leaving school. Participation in the survey is voluntary and school leavers may opt-out of completing the survey when contacted.

1.1 Participation of Year 12 or equivalent completers in the 2016 On Track survey

Year 12 or equivalent completers are defined as those who completed a Victorian Certificate of Education (VCE), International Baccalaureate (IB) or Victorian Certificate of Applied Learning (VCAL, Senior or Intermediate). The sample includes those who completed such qualifications in schools, or in TAFE institutions or Adult and Community Education providers.

Table 1: 2016 On Track participation, Year 12 or equivalent completers in Moyne (S) who exited school in 2015

On Track participation	Year 12 or equivalent completers		
	Males	Females	All Total
School leavers in cohort	16	15	31
Consented to participate	8	7	15
Responded to survey	5	3	8
Participation rate (per cent)	31.3	20.0	25.8

Note: Participation rate = On Track respondents as a proportion of school leavers in cohort

1.2 Participation of early school leavers in the 2016 On Track survey

For On Track, early school leavers are defined as students who had registered their details with the VCAA by enrolling in an IB program or a VCE or VCAL unit, and who left school without completing one of the following certificates: VCE; IB; VCAL Senior or VCAL Intermediate. In general, early school leavers had been in Year 10, 11 or 12 when they left school. As such the sample does not represent all early leavers from Victorian schools.

Findings based on the early school leavers' data should be treated with caution due to the relatively low participation rate.

Table 2: 2016 On Track participation, early school leavers in Moyne (S) who exited school in 2015

On Track participation	Early school leavers		
	Males	Females	All Total
School leavers in cohort	8	3	11
Consented to participate	6	3	9
Responded to survey	2	2	4
Participation rate (per cent)	25.0	66.7	36.4

Notes:

Participation rate = On Track respondents as a proportion of school leavers in cohort

* The early school leaver response rate is affected by a number of factors:

- Early school leavers who had not attended school in 2015 or had returned to school in 2016 were scoped out of the survey but were included in the cohort file.
- A proportion of early school leavers could not be contacted or had unusable or incorrect contact information.

2. Destinations of 2015 Year 12 or equivalent completers: Moyne (S) and Victoria

Table 3: Destinations of Year 12 or equivalent completers who exited school in 2015, Moyne (S) and Victoria

Post-school destination	Moyne (S)		Victoria	
	Number	Per cent	Number	Per cent
In Education or Training	np	np	22800	76.8
Bachelor degree	np	np	16081	54.2
Certificates/diplomas	np	np	4327	14.6
Certificate I-III	np	np	756	2.5
Certificate IV or higher			3571	12.0
Apprenticeship/traineeship	np	np	2392	8.1
Apprenticeship	np	np	1645	5.5
Traineeship			747	2.5
Not in Education or Training	np	np	6871	23.2
Employed	np	np	5256	17.7
Employed full-time	np	np	1793	6.0
Employed part-time			3463	11.7
Looking for work			1346	4.5
NILFET			269	0.9
Unknown			8	0.0
Total respondents	8	100.0	29679	100.0

Note: NILFET = Not in the labour force, employment or training

Table 4: Destinations of Year 12 or equivalent completers six months after leaving school, Moyne (S) and Victoria, 2012 to 2016

Post-school destination	Moyne (S)					Victoria				
	2012	2013	2014	2015	2016	2012	2013	2014	2015	2016
	Per cent	Per cent	Per cent	Per cent	Per cent	Per cent	Per cent	Per cent	Per cent	Per cent
Bachelor degree	40.0	35.3	np	35.0	np	52.0	53.2	54.3	53.2	54.2
Certificates/diplomas	np	np	np	np	np	17.5	15.8	16.1	16.3	14.6
Apprenticeship/traineeship	np	35.3	np	30.0	np	8.0	7.1	7.0	7.5	8.1
Employed	30.0	np	np	30.0	np	17.5	17.9	16.7	17.0	17.7
Looking for work		np				4.1	4.8	5.1	4.9	4.5
NILFET	np					0.9	1.1	0.9	1.0	0.9
Unknown							0.0	0.0	0.0	0.0

Note: NILFET = Not in the labour force, employment or training

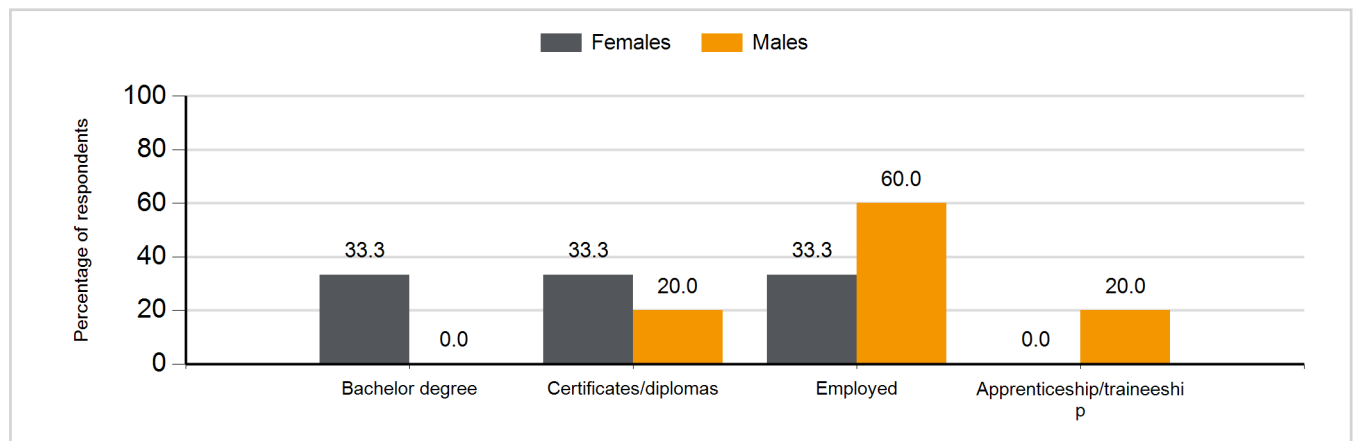
2. Destinations of 2015 Year 12 or equivalent completers: Moyne (S) and Victoria

Table 5: Post-school destinations of Year 12 or equivalent completers in Moyne (S), by certificate and study strand completed in 2015

Post-school destination	Study strand completed				
	VCAL Only	VCE non-VET	VCE VCAL	VCE VET	IB
Bachelor degree				np	
Certificates/diplomas	np			np	
Apprenticeship/traineeship				np	
Employed	np	np		np	
Looking for work					
NILFET					
Unknown					
Total respondents	100.0	100.0	100.0	100.0	100.0

Note: NILFET = Not in the labour force, employment or training

Figure 1: Post school destinations of Year 12 or equivalent completers in Moyne (S), by gender, 2016



Note: NILFET = Not in the labour force, employment or training

Table 6: Post-school destinations of Year 12 or equivalent completers in Moyne (S), by SES in 2015

Post-school destination	SES quartile of student residence			
	Lowest	Low - Medium	Medium	High
Bachelor degree		np		
Certificates/diplomas		np	np	
Apprenticeship/traineeship			np	
Employed		np	np	
Looking for work				
NILFET				
Unknown				
Total respondents	100.0	100.0	100.0	100.0

Note: NILFET = Not in the labour force, employment or training

2. Destinations of 2015 Year 12 or equivalent completers: Moyne (S) and Victoria

Table 7: School destination results of Year 12 or equivalent completers, On Track survey data 2016, Moyne (S), by school

School Name	Year 12 or equiv. completers	Respondents
	Number	Number
Total respondents in LGA	0	0

Note:

(1) School that did not meet the following publication rules were not published in the table above:

- Schools with less than 10 Year 12 completers or less than 10 survey respondents.
- Schools with less than 50% consent rate, less than 50% response rate or less than 20% of the Year 12 cohort participating in the survey.

(2) This table presents the count of Year 12 or equivalent completers who attended a school located within Moyne (S). Students who reside in Moyne (S) but attended a school outside Moyne (S) are not included in this table.

(3) Not in Education and Training include Deferred, Employed, Looking for work and NILFET
 NILFET = Not in the labour force, employment or training

2.1 Year 12 or equivalent completers in campus-based tertiary study

Campus-based tertiary education leads to the award of a certificate (level I through IV), diploma, advanced diploma, associate degree or bachelor degree. Study may be undertaken at a university, a TAFE institution or a private provider.

Table 8: Institution of study of Year 12 or equivalent completers who attended a school in Moyne (S) and were in campus-based tertiary study in 2016

Institution of study	Year 12 or equivalent completers	
	Number	Per cent
University		
Deakin University	np	np
TAFE / VET		
South West Institute of TAFE	np	np
Total respondents in campus-based study	2	100.0

2.1 Year 12 or equivalent completers in campus-based tertiary study

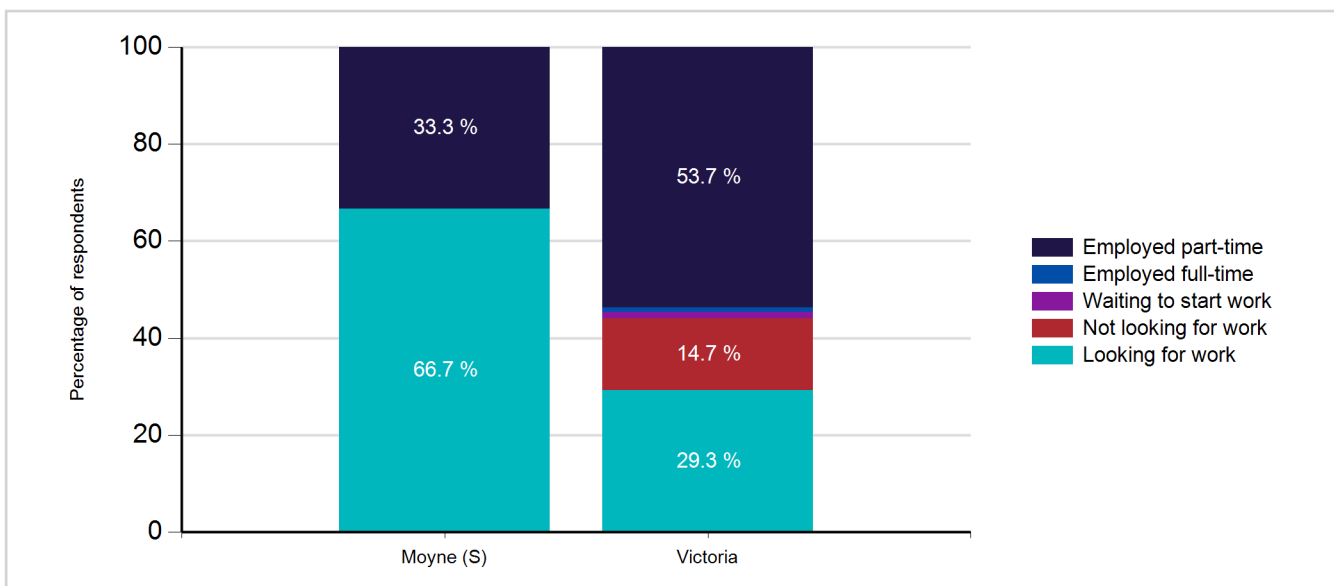
Table 9: Main field of study of Year 12 or equivalent completers in campus-based study, Moyne (S) and Victoria 2016

Main field of study	Moyne (S)		Victoria	
	Number	Per cent	Number	Per cent
Agriculture, Environmental and Related studies	np	np	299	1.5
Architecture and Building	np	np	551	2.7
Creative Arts	np	np	2938	14.4
Education	np	np	1341	6.6
Engineering and Related Technologies	np	np	1442	7.1
Food, Hospitality & Personal Services	np	np	352	1.7
General degree	np	np	32	0.2
Health	np	np	3436	16.8
Information Technology	np	np	757	3.7
Management and Commerce	np	np	3572	17.5
Mixed Field Programmes	np	np	111	0.5
Natural and Physical Sciences	np	np	2785	13.7
Other	np	np	44	0.2
Society and Culture	np	np	2734	13.4
Total respondents in campus-based study	3	100.0	20,394	100.0

Note:

Year 12 or equivalent completers who deferred a place in a tertiary-level program were allocated to their destination at the time of the survey and are not included in the data presented.

Figure 2: Labour force status of Year 12 or equivalent completers in campus-based tertiary study, Moyne (S) and Victoria, 2016



Note:

Year 12 or equivalent completers who deferred a place in a tertiary-level program were allocated to their destination at the time of the survey and are not included in the data presented.

2.2 Year 12 or equivalent completers in apprenticeships and traineeships

Figure 3: Proportion of Year 12 or equivalent completers in an apprenticeship or traineeship, by gender, Moyne (S) and Victoria, 2016

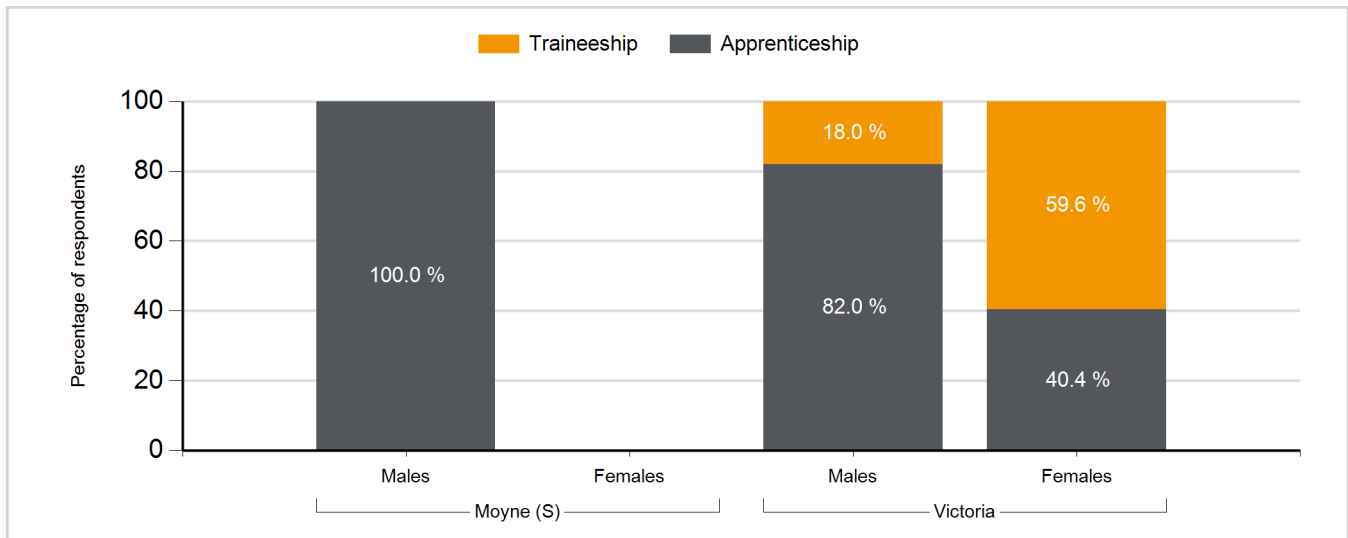


Table 10: Occupation groups of Year 12 or equivalent completers in an apprenticeship or traineeship, Moyne (S) and Victoria 2016

Occupation group	Moyne (S)		Victoria	
	Number	Per cent	Number	Per cent
Accounting, Finance & Management			56	2.4
Building & Construction			563	24.1
Cleaning			7	0.3
Clerks, Receptionists & Secretaries			112	4.8
Computing & IT			29	1.2
Drivers & Transport			6	0.3
Electrical & Electronics Trades			285	12.2
Engineering, Science & the Environment			30	1.3
Food, Hospitality & Tourism			282	12.1
Gardening, Farming & Fishing			91	3.9
Government & Defence			14	0.6
Health, Fitness, Hair & Beauty			202	8.6
Labourers, Factory & Machine Workers			40	1.7
Marketing & Sales Representatives			24	1.0
Media, the Arts & Printing			22	0.9
Metal & Engineering Trades	np	np	60	2.6
Motor Vehicle Service & Repair			162	6.9
Other			65	2.8
Sales Assistants & Storepersons			123	5.3
Social, Welfare & Security			20	0.9
Teaching, Childcare & Library			145	6.2
Total - all occupation groups	1	100.0	2,338	100.0

2.3 Year 12 or equivalent completers not continuing in education or training

Table 11: Reasons for not continuing study: Year 12 or equivalent completers in Moyne (S) not in education or training at the time of the survey, 2012 to 2016

Survey Year	You wanted to start working / earning your own money	You just needed a break from study	You never planned or intended to study	The courses you were interested in were not available locally
	Per cent	Per cent	Per cent	Per cent
2012	100.0	50.0	50.0	0.0
2013	100.0	100.0	50.0	0.0
2014	100.0	100.0	50.0	0.0
2015	100.0	100.0	0.0	66.7
2016	100.0	0.0	0.0	0.0

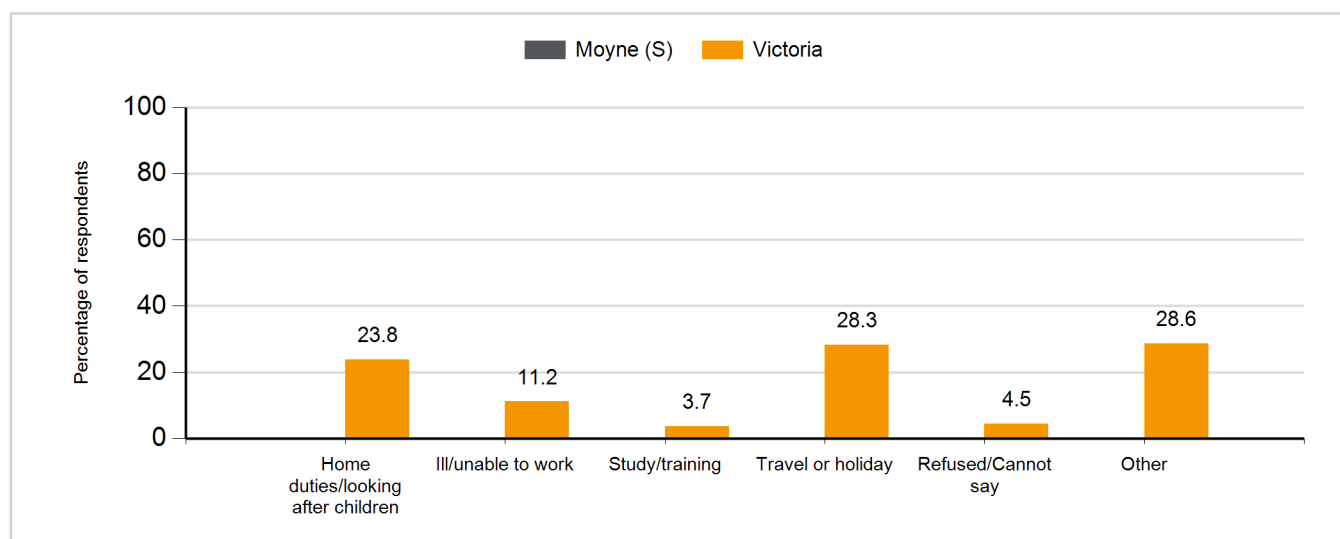
Note:

Respondents may have agreed to more than one statement.

Table 12: Likelihood of study in the next two years that would lead to a qualification, reported by Year 12 or equivalent completers not in education or training in, Moyne (S) and Victoria 2016

Likelihood of future study	Moyne (S)		Victoria	
	Number	Per cent	Number	Per cent
Extremely likely	np	np	1680	43.5
Somewhat likely			1525	39.5
Not very likely			397	10.3
Not at all likely			149	3.9
Cannot say / refused			110	2.8
Total - all occupation groups	1	100.0	3,861	100.0

Figure 4: Main activity reported by Year 12 or equivalent completers Not in the Labour Force, Education or Training (NILFET), Moyne (S) and Victoria, 2016



2.4 Year 12 or equivalent completers who deferred tertiary study

Deferred students are those who had been offered a place at university, TAFE or other tertiary institution, but had chosen to defer taking up the offer.

Figure 5: Proportion of Year 12 or equivalent completers who deferred tertiary study in Moyne (S) and Victoria, 2012 to 2016

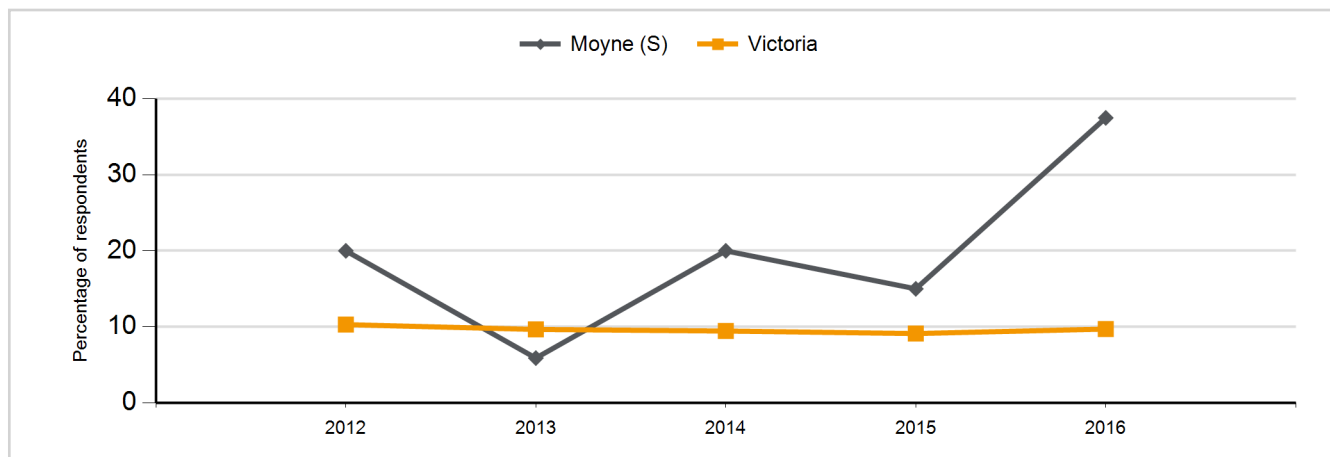
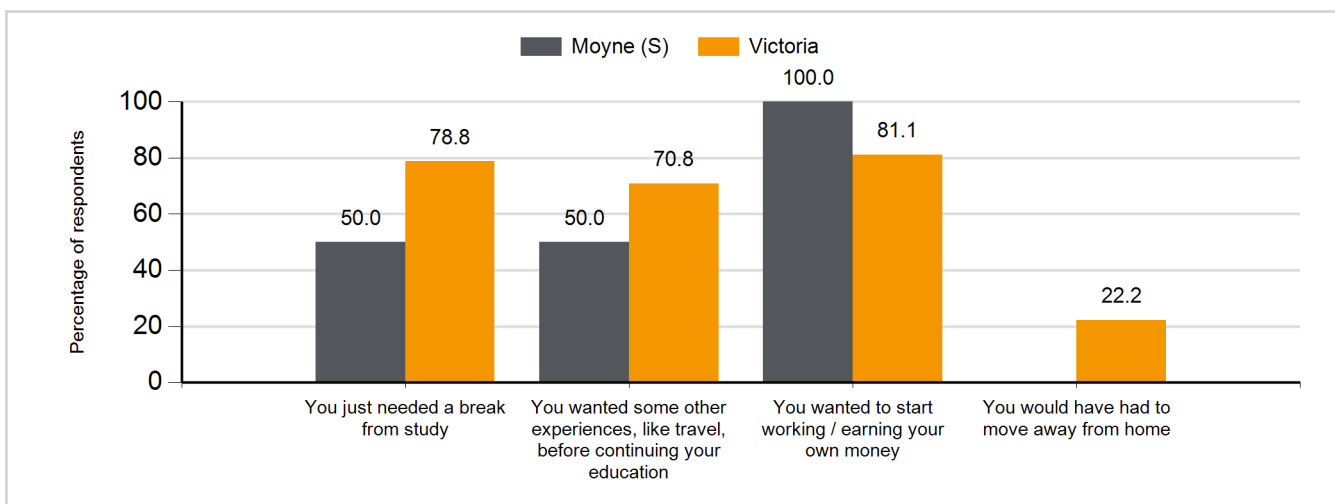


Figure 6: Reasons provided by Year 12 or equivalent completers for deferring tertiary study, Moyne (S) and Victoria, 2016



Note: Respondents may have agreed to more than one statement.

Table 13: Destinations of Year 12 or equivalent completers who deferred tertiary study, Moyne (S) and Victoria, 2014 to 2016

Post-school destination of deferred students	Moyne (S)			Victoria		
	2014	2015	2016	2014	2015	2016
	Per cent	Per cent	Per cent	Per cent	Per cent	Per cent
Employed full-time	100.0	33.3	100.0	26.2	26.4	28.3
Employed part-time		66.7		54.3	54.0	55.0
Looking for work				14.7	14.1	12.4
NILFET				4.6	5.3	4.1
Unknown				0.2	0.1	0.1
Total respondents	100.0	100.0	100.0	100.0	100.0	100.0

Note: NILFET = Not in the labour force, employment or training

2.5 Year 12 or equivalent completers who were employed

Table 14: Top 10 occupations of Year 12 or equivalent completers who were employed at the time of the On Track survey, Moyne (S) and Victoria 2016

Occupation	Moyne (S)		Victoria	
	Number	Per cent	Number	Per cent
Sales Assistants			707	14.0
Checkout Operators & Cashiers			512	10.2
Waiters			579	11.5
Storepersons			312	6.2
Counter Hands at Food Outlets			304	6.0
Kitchenhands			248	4.9
Receptionists			126	2.5
Bar Attendants			190	3.8
Teachers, Tutors & Teacher Aides			130	2.6
Factory Workers & Packers			157	3.1
All other occupations	np	np	1,769	35.1
Total respondents	4	100.0	5,034	100.0

Table 15: Average hours worked per week, Year 12 or equivalent completers who were employed at the time of the On Track survey, Moyne (S) and Victoria 2016

Average hours worked per week	Moyne (S)		Victoria	
	Number	Per cent	Number	Per cent
Less than 5 hours			70	1.4
5 - 9 hours			263	5.4
10 - 14 hours			439	9.0
15 - 19 hours			513	10.5
20 - 24 hours			711	14.6
25 - 29 hours			539	11.1
30 - 34 hours			593	12.2
35 - 39 hours	np	np	704	14.5
40 - 44 hours	np	np	613	12.6
45 - 49 hours			169	3.5
Greater than or equal to 50 hours	np	np	254	5.2
Total respondents	3	100.0	4,868	100.0

Table 16: Preference to be working full-time, Year 12 or equivalent completers who were employed at the time of the On Track survey, Moyne (S) and Victoria 2016

Prefer to be working full-time	Victoria	
	Number	Per cent
Yes	1,964	61.3
No	1,092	34.1
Cannot say	148	4.6
Total respondents	3,204	100.0

Note: Part-time employment = less than 35 hours per week

3. Post-school destinations of early school leavers

Table 17: Post-school destinations of early school leavers who exited school in 2015, Moyne (S) and Victoria

Post-school destination	Moyne (S)		Victoria	
	Number	Per cent	Number	Per cent
In Education or Training	np	np	1,378	54.0
Bachelor degree			19	0.7
Certificates/diplomas	np	np	604	23.6
Certificate I-III	np	np	327	12.8
Certificate IV or higher			277	10.8
Apprenticeship/traineeship	np	np	755	29.6
Apprenticeship			659	25.8
Traineeship	np	np	96	3.8
Not in Education or Training	np	np	1,169	45.8
Employed	np	np	613	24.0
Employed full-time	np	np	234	9.2
Employed part-time	np	np	379	14.8
Looking for work			406	15.9
NILFET			150	5.9
Unknown			7	0.3
Total respondents	np	np	2,554	100.0

Note: NILFET = Not in the labour force, employment or training

Table 18: Post-school destinations of early school leavers in Moyne (S) and Victoria, 2012 to 2016

Post-school destination	Moyne (S)					Victoria				
	2012	2013	2014	2015	2016	2012	2013	2014	2015	2016
	Per cent	Per cent	Per cent	Per cent	Per cent	Per cent	Per cent	Per cent	Per cent	Per cent
Bachelor degree						0.4	0.9	0.7	0.9	0.7
Certificates/diplomas			np		np	21.4	23.2	28.1	25.8	23.6
Apprenticeship/traineeship	np	75.0	np		np	34.6	27.5	25.1	28.2	29.6
Employed		np		np	np	23.3	24.8	23.9	23.7	24.0
Looking for work						15.0	17.4	16.9	15.6	15.9
NILFET						5.2	6.0	5.1	5.5	5.9
Unknown						0.0	0.0	0.3	0.3	0.3

Note: NILFET = Not in the labour force, employment or training. The percentage of early school leavers by post-school destination is sensitive to changes in respondent numbers and fluctuates year to year due to the small sample size in each cohort.

Figure 7: Reasons given by early school leavers in Moyne (S) and Victoria for leaving school, 2016

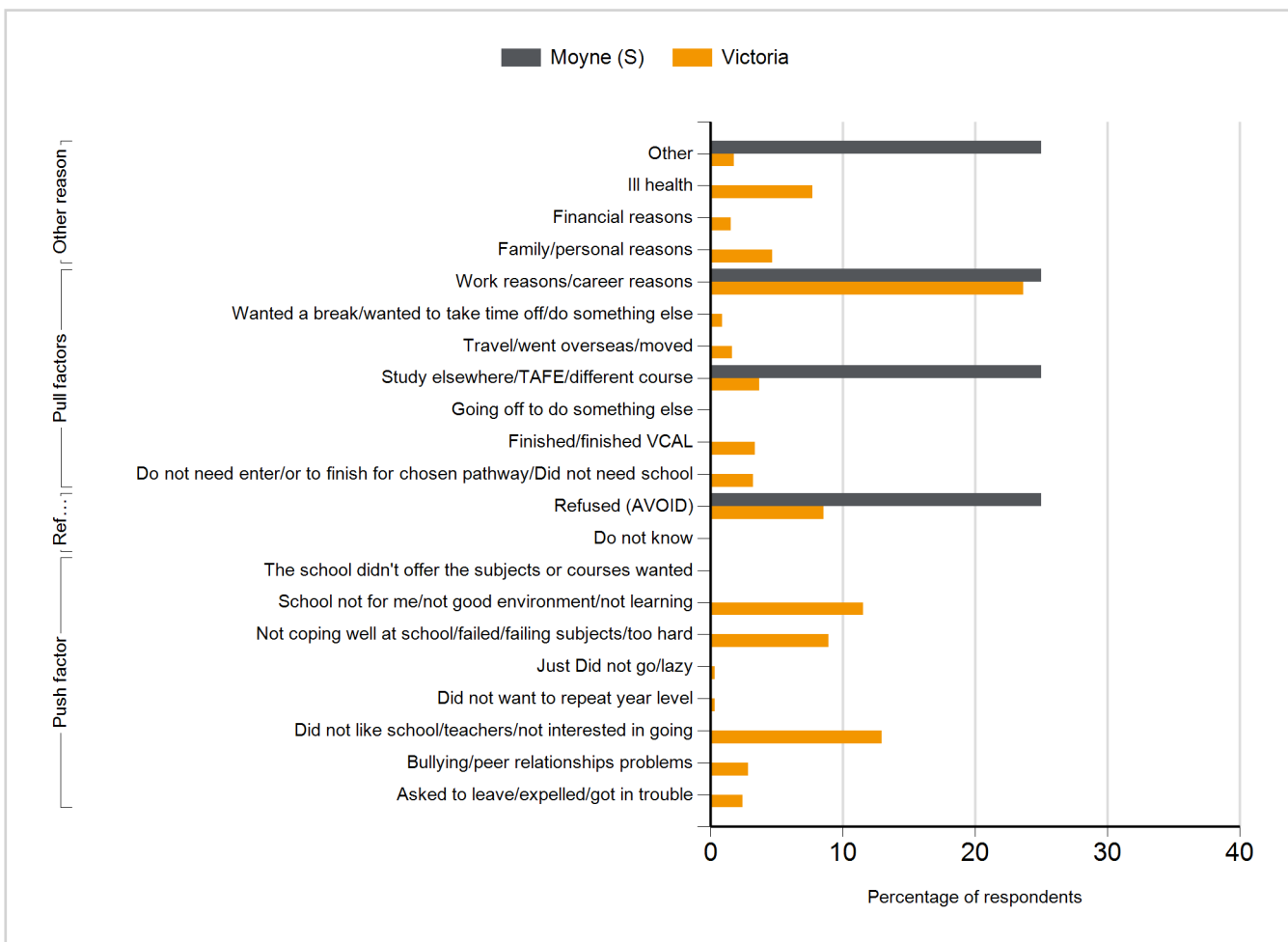


Table 19: Factors that would have motivated early school leavers to stay in school, Moyne (S) and Victoria, 2012 to 2016

Motivation factors for staying in schools		The school had a wider range of subjects	There were vocational programs or VET subjects in areas that interested you	There was more flexible scheduling of classes	You could have studied part-time while working
		Per cent	Per cent	Per cent	Per cent
Moyne (S)	2012	50.0	50.0	50.0	50.0
	2013	25.0	25.0	12.5	37.5
	2014	66.7	33.3	100.0	33.3
	2015		100.0		
	2016	50.0	75.0	75.0	75.0
Victoria	2012	49.5	50.7	51.3	58.4
	2013	49.7	49.4	48.7	55.4
	2014	48.6	47.6	48.4	52.3
	2015	47.5	47.9	46.8	50.5
	2016	48.5	46.2	47.9	50.6

Note: Respondents may have agreed to more than one statement.

Figure 8: Year level studying when left school, early school leavers in Moyne (S) and Victoria, 2012 to 2016

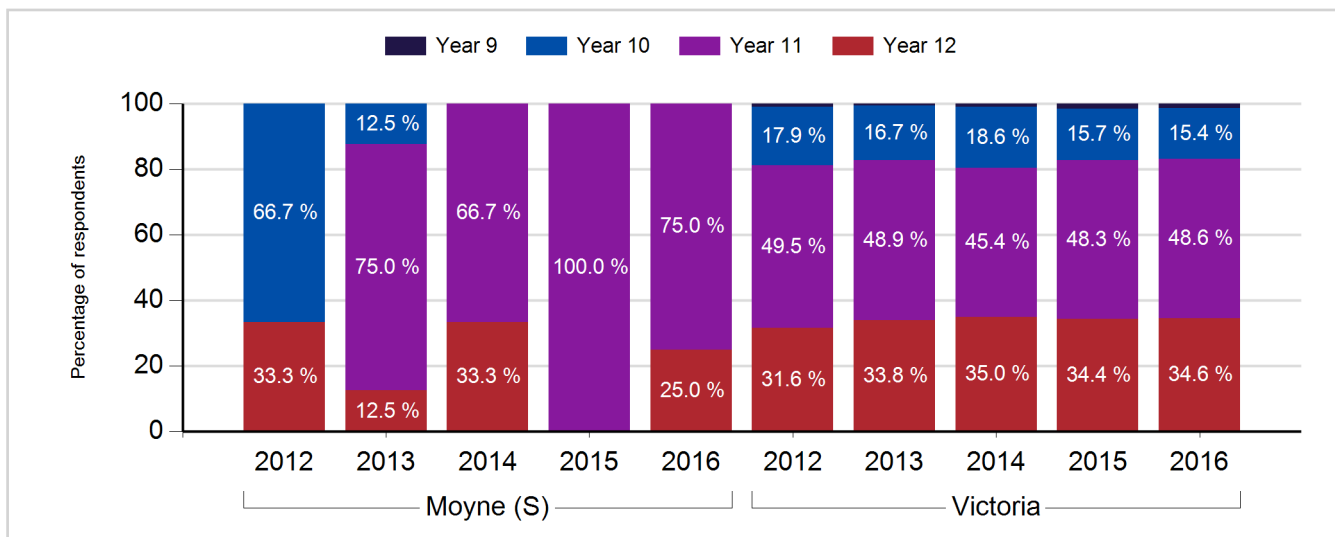


Figure 9: Reasons for not continuing education or training: early school leavers in Moyne (S) and Victoria, 2016

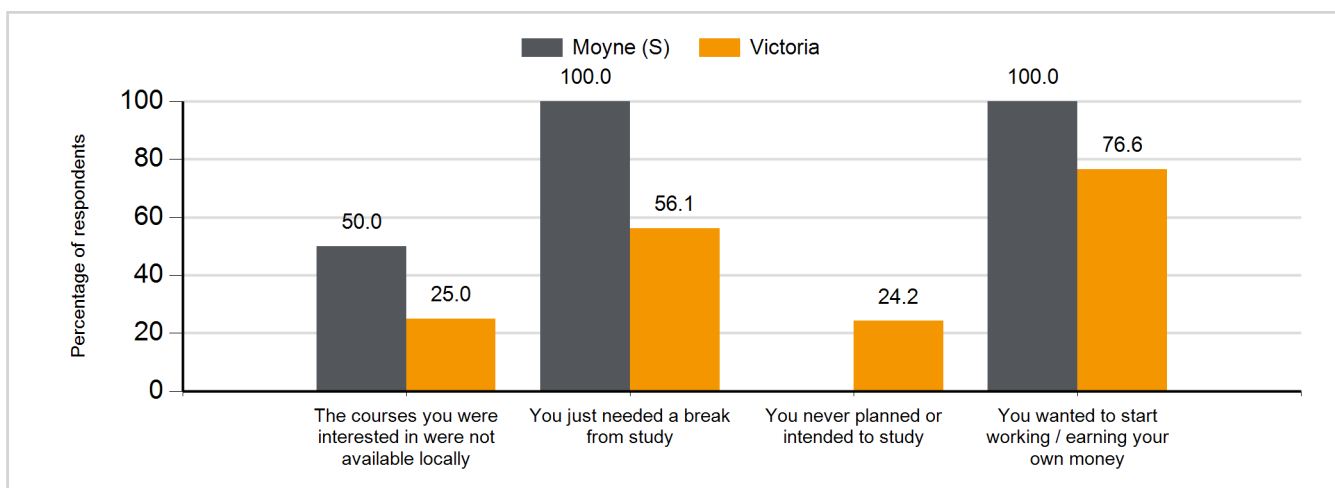


Table 20: Top 5 occupations of early school leavers not in education or training who were employed at the time of the On Track survey, Moyne (S) and Victoria 2016

Occupation group	Moyne (S)		Victoria	
	Number	Per cent	Number	Per cent
Sales Assistants			53	9.1
Counter Hands at Food Outlets			25	4.3
Checkout Operators & Cashiers			34	5.8
Storepersons			20	3.4
Kitchenhands			44	7.5
All other occupations	np	np	409	69.9
Total working and not in education or training	2	100.0	585	100.0

4. Career advice activities participated in while at school

Figure 10: Career advice activities participated in while at school, by school leavers in Moyne (S), 2016

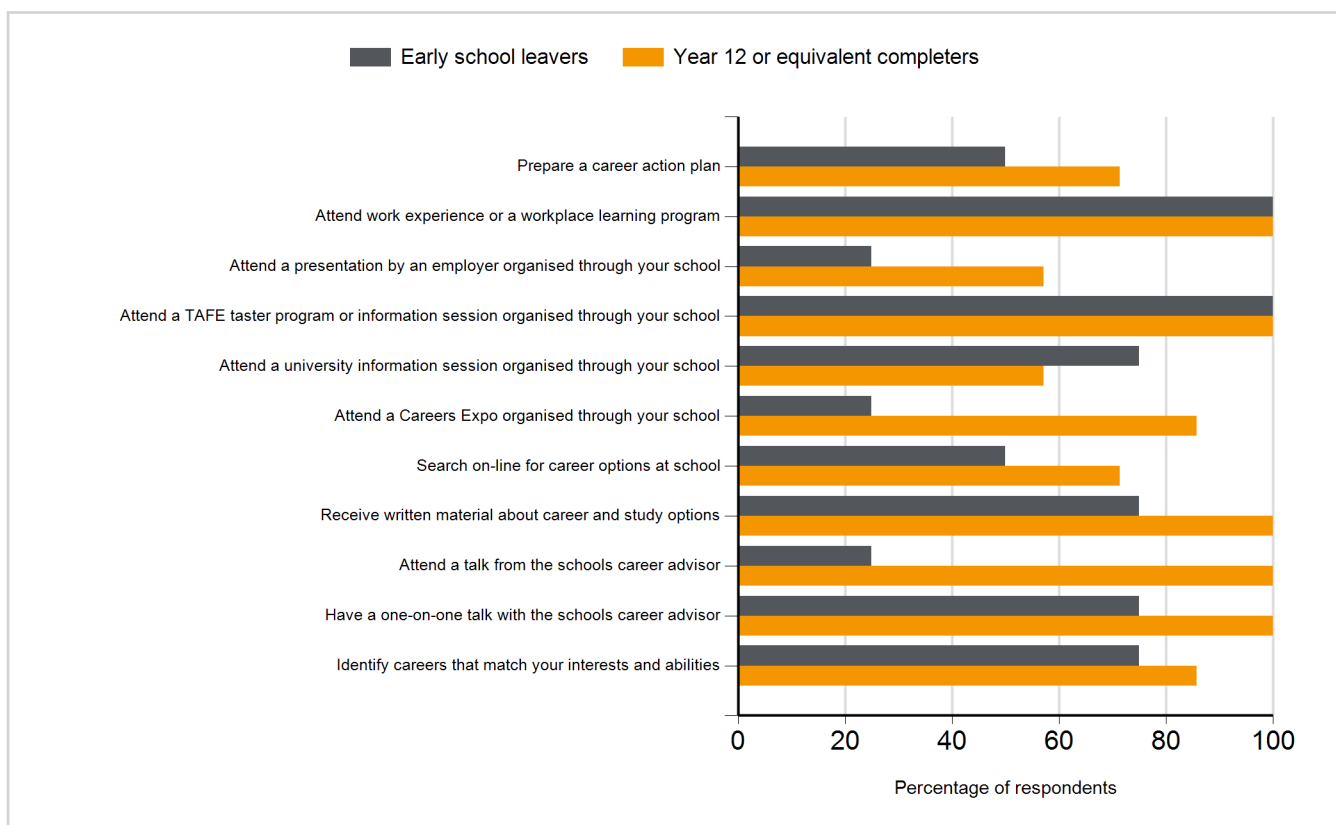


Table 21: Perceived usefulness of career advice received while at school, school leavers in Moyne (S) and Victoria, 2016

Perceived usefulness of career advice received	Moyne (S)		Victoria	
	Year 12 or equivalent completers (Per cent)	Early school leavers (Per cent)	Year 12 or equivalent completers (Per cent)	Early school leavers (Per cent)
Very useful	np	np	28.7	20.1
Somewhat useful	np	np	50.9	41.8
Not very useful		np	13.8	18.0
Not at all useful		np	5.5	15.3
Did not receive any advice / Cannot say	np		1.1	4.8
Total respondents (Number)	7	4	29,029	2,334

Table 22: Follow-up action taken on career action plans by early school leavers in Moyne (S), 2016

Career action plan follow-up	Year 12 or equivalent completers		Early school leavers	
	Number	Per cent	Number	Per cent
Total respondents	7		np	
Prepared a career action plan while at school	5	71.4	np	np
(Of those who prepared a plan) - Had a copy of this plan when they left school	5	100.0	np	np
(Of those that had a copy of their plan when they left school) - Followed up on actions in their plan	np	np	np	np