



2015 SURVEY RESULTS

Destinations of students who exited school in 2014

Local Government Area of
Macedon Ranges

About On Track Survey

On Track is a large-scale survey designed to monitor the destination outcomes of Year 12 or equivalent completers and early school leavers six months after leaving school. This information provides insights into post-school destinations and pathways, and highlights the diversity of pathways young people pursue after leaving secondary school. The On Track survey involves students from all Victorian school sectors.

Data obtained through the On Track survey is used to publish post-school education, training and employment destinations. Those not studying or in part-time work are offered career pathway advice and assistance via a referral service.

This LGA report provides local level information on the post-school education, training and employment destinations of students who attended schools in Macedon Ranges, to support post compulsory education planning and to assist with youth support services. The report draws on data obtained through the 2015 On Track survey.

Some data presented has not been released due to the small numbers of respondents. These data will either be presented as "np" (not published) or appear blank (in figures and charts) where the number of respondents are less than 5.

Other On Track Reports

In addition to LGA reports, the following reports are produced annually from the On Track survey:

Statewide report

The On Track statewide summary provides a comprehensive analysis of destinations of Year 12 or equivalent completers and early school leavers across Victoria, six months after they leave school.

School reports

On Track destination data is provided to schools to assist in the development of curriculum options and careers advice for students, to assist them in achieving their post-school education and employment goals.

On Track destination data of school leavers for each Victorian school are available for download in the Victorian Assessment Software System (VASS).

The On Track statewide report and LGA reports are available to the public on the On Track website:

<http://www.education.vic.gov.au/ontrack>

Contact Information

If you have any queries or would like more information about On Track data, please email:

ontrack.survey@edumail.vic.gov.au

Table of Contents	Page No.
1 On Track survey response rates: school leavers in Macedon Ranges	1
1.1 Participation of Year 12 or equivalent completers in the 2015 On Track survey	1
1.2 Participation of early school leavers in the 2015 On Track survey	1
2 Destinations of 2014 Year 12 or equivalent completers: Macedon Ranges and Victoria	2
2.1 Year 12 or equivalent completers in campus-based tertiary study	5
2.2 Year 12 or equivalent completers in apprenticeships and traineeships	7
2.3 Year 12 or equivalent completers not continuing in education or training	8
2.4 Year 12 or equivalent completers who deferred tertiary study	9
2.5 Year 12 or equivalent completers who were employed	10
3 Post-school destinations of early school leavers in Macedon Ranges	11
4 Career advice activities participated in while at school	14

1. On Track survey response rates: school leavers in Macedon Ranges

Consent to participate in the On Track surveys is required to enable the Department to contact school leavers. Consent is sought via a question on the students' Victorian Curriculum Assessment and Authority (VCAA) enrolment form completed when a student enrolls in a senior secondary unit.

Students who consent to participate in the survey are contacted six months after leaving school. Participation in the survey is voluntary and school leavers may opt-out of completing the survey when contacted.

1.1 Participation of Year 12 or equivalent completers in the 2015 On Track survey

Year 12 or equivalent completers are defined as those who completed a Victorian Certificate of Education (VCE), International Baccalaureate (IB) or Victorian Certificate of Applied Learning (VCAL, Senior or Intermediate). The sample includes those who completed such qualifications in schools, or in TAFE institutions, or Adult and Community Education providers.

Table 1: 2015 On Track survey participation, Year 12 or equivalent completers in Macedon Ranges who exited school in 2014

On Track participation	Year 12 or equivalent completers		
	Males	Females	Total
School leavers in cohort	179	224	403
Consented to participate	106	144	250
Responded to survey	81	102	183
Participation rate (%)	45.3	45.5	45.4

Note: Participation rate = On Track respondents as a proportion of school leavers in cohort

1.2 Participation of early school leavers in the 2015 On Track survey

For On Track, early school leavers are defined as students who had registered their details with the VCAA by enrolling in an IB program or a VCE or VCAL unit, and who left school without completing one of the following certificates: VCE; IB; VCAL Senior or VCAL Intermediate. In general, early school leavers had been in Year 10, 11 or 12 when they left school. As such, the sample does not represent all early leavers from Victorian schools.

Findings based on the early school leavers' data should be treated with caution due to the relatively low response rate.

Table 2: 2015 On Track survey participation, early school leavers in Macedon Ranges who exited school in 2014

On Track participation	Early school leavers		
	Males	Females	Total
School leavers in cohort	64	45	109
Consented to participate	38	18	56
Responded to survey	15	7	22
Participation rate (%)	23.4	15.6	20.2

Note: Participation rate = On Track respondents as a proportion of school leavers in cohort

*The early school leaver response rate is affected by a number of factors:

- Early school leavers who had not attended school in 2014 or had returned to school in 2015 were scoped out of the survey but were included in the cohort file.
- A proportion of early school leavers could not be contacted or had unusable or incorrect contact information.

2. Destinations of 2014 Year 12 or equivalent completers: Macedon Ranges and Victoria

Table 3: Destinations of Year 12 or equivalent completers who exited school in 2014, Macedon Ranges and Victoria

Post-school destination	Macedon Ranges		Victoria	
	No.	%	No.	%
In further education or training	np	np	27,141	77.0
Bachelor degree	94	np	18,749	53.2
Certificates/Diplomas	26	np	5,755	16.3
Certificate IV or higher	19	np	4,672	13.3
Certificate I to III	7	np	1,083	3.1
Apprentice/Trainee	np	np	2,637	7.5
Apprenticeship	11	np	1,794	5.1
Traineeship	np	np	843	2.4
Not continuing in further education or training	50	np	8,074	22.9
Employed	44	np	5,977	17.0
Employed full-time	13	np	1,946	5.5
Employed part-time	31	np	4,031	11.4
Looking for work	6	np	1,737	4.9
NILFET			360	1.0
Unknown			12	0.0
Total respondents	np	np	35,227	100.0

Note: NILFET = Not in the labour force, employment or training

Table 4: Destination of Year 12 or equivalent completers six month after leaving school, Macedon Ranges and Victoria, 2011 to 2015

Post-school destination		Bachelor degree	Certificates/ Diplomas	Apprentice/ Trainee	Employed	Looking for work	NILFET
		%	%	%	%	%	%
Macedon Ranges	2011	44.5	14.7	7.7	24.4	8.0	0.7
	2012	50.3	14.3	9.3	20.3	5.0	0.7
	2013	44.8	14.8	7.7	26.8	4.5	1.3
	2014	43.5	17.3	9.7	23.4	5.4	0.7
	2015	51.4	14.2	7.1	24.0	3.3	0.0
Victoria	2011	49.5	18.7	8.5	18.5	4.1	0.8
	2012	52.0	17.5	8.0	17.5	4.1	0.9
	2013	53.2	15.8	7.1	17.9	4.8	1.1
	2014	54.3	16.1	7.0	16.7	5.1	0.9
	2015	53.2	16.3	7.5	17.0	4.9	1.0

Note: NILFET = Not in the labour force, employment or training

Table 5: Post-school destinations of Year 12 or equivalent completers in Macedon Ranges , by certificate and study strand completed in 2014

Post-school destination	Study strand completed				
	VCAL only	VCE non-VET	VCE VCAL	VCE VET	IB
	%	%	%	%	%
Bachelor degree		61.1		45.9	
Certificates/Diplomas	21.4	13.9		13.1	
Apprenticeship/Traineeship	35.7	3.7		6.6	
Employed	28.6	18.5		32.8	
Looking for work	14.3	2.8		1.6	
NILFET					
Unknown					
Total respondents	100.0	100.0		100.0	

Note: NILFET = Not in the labour force, employment or training

Figure 1: Post-school destinations of Year 12 or equivalent completers in Macedon Ranges, by gender, 2015

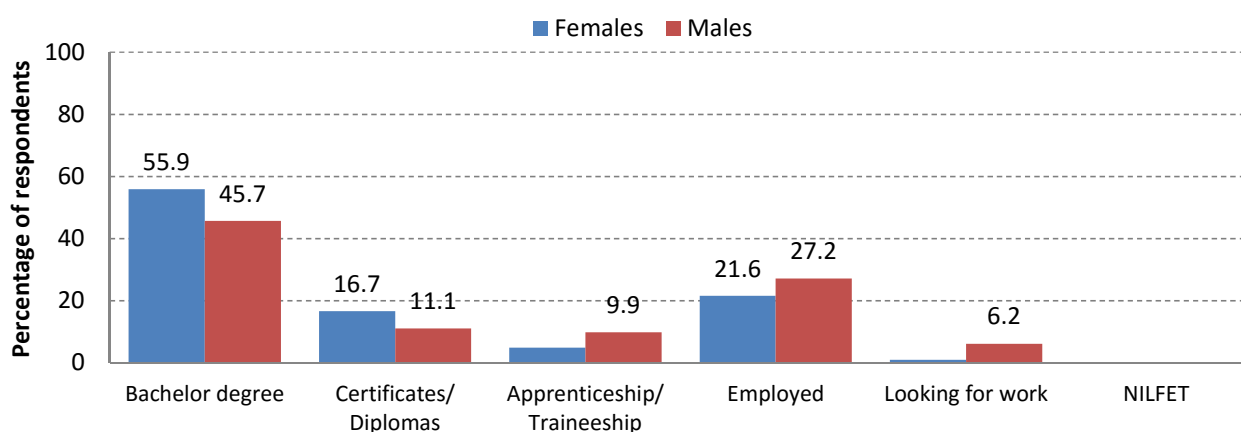


Table 6: Post-school destinations of Year 12 or equivalent completers in Macedon Ranges, by gender, 2015

Post-school destination	SES quartile of student residence			
	Lowest	Lower-Middle	Upper-Middle	Highest
	%	%	%	%
Bachelor degree	np	45.5	44.7	58.4
Certificates/Diplomas	np	18.2	15.8	11.2
Apprenticeship/Traineeship	np	3.6	13.2	6.7
Employed	np	30.9	26.3	18.0
Looking for work	np	1.8		5.6
NILFET	np			
Unknown	np			
Total respondents	np	100.0	100.0	100.0

Note: NILFET = Not in the labour force, employment or training

Table 7: School destination results of year 12 or equivalent completers, On Track survey data 2015, Macedon Ranges, by school

School Name	Year 12 or equiv. completors	Respondents	In Education and Training - May 2015				Not in Education and Training - May 2015		
			Bachelor enrolled	Deferred	Tafe/Vet Enrolled	Apprentice/ Trainee	Employed	Looking For Work	NILFET
	No.	No.	%	%	%	%	%	%	%
Kyneton Secondary College (01043)	68	38	23.7	5.3	15.8	15.8	31.6	7.9	0.0
Braemar College (01397)	85	60	68.3	10.0	11.7	3.3	5.0	1.7	0.0
Sacred Heart College (01511)	104	72	52.8	20.8	15.3	4.2	6.9	0.0	0.0
Gisborne Secondary College (01626)	np	np	np	np	np	np	np	np	np
Macedon Grammar School Co-Op Ltd (11864)	np	np	np	np	np	np	np	np	np
Total respondents in LGA	403	183							

Notes:

(1) School that did not meet the following publication rules were not published (np) in the table above:

- Schools with less than 10 Year 12 completers or less than 10 survey respondents.
- Schools with less than 50% consent rate, less than 50% response rate or less than 20% of the Year 12 cohort participating in the survey.

(2) This table presents the count of Year 12 or equivalent completers who attended a school located within Macedon Ranges. Students who reside in Macedon Ranges but attended a school outside Macedon Ranges are not included in this table.

(3) NILFET = Not in the labour force, employment or training

2.1 Year 12 or equivalent completers in campus-based tertiary study

Campus-based tertiary education leads to the award of a certificate (level I through IV), diploma, advanced diploma, associate degree or bachelor degree. Study may be undertaken at a university, a TAFE institution or a private provider.

Table 8: Institution of study of Year 12 or equivalent completers who attended a school in Macedon Ranges and were in campus-based tertiary study in 2015

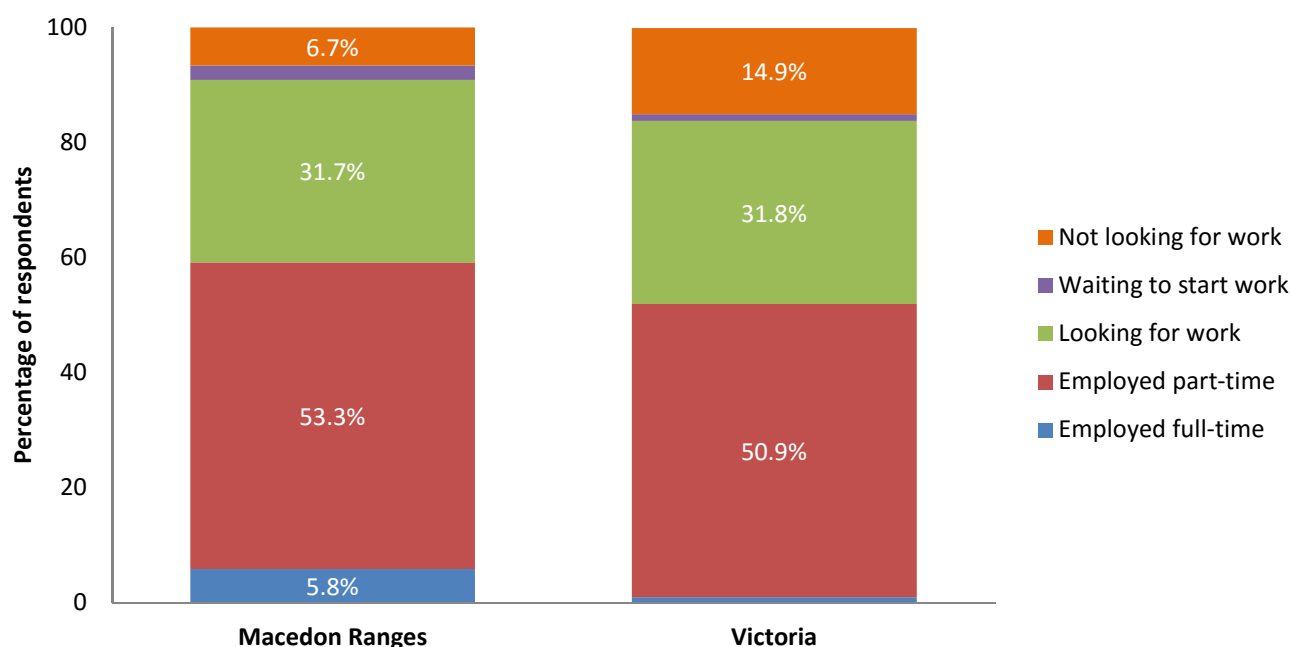
Institution of study	Year 12 or equivalent completers	
	No.	%
UNIVERSITY		
Australian Catholic University	11	10.1
Charles Sturt University	np	np
Deakin University	9	8.3
Federation University (formerly Ballarat University)	np	np
La Trobe University	17	15.6
Melbourne University	19	17.4
Monash University	np	np
RMIT University	17	15.6
Swinburne University	5	4.6
Victoria University	9	8.3
Interstate University		
Other University		
TAFE / VET		
Bendigo Regional Institute of TAFE	5	4.6
Box Hill Institute of TAFE		
Chisholm Institute of TAFE		
Federation Training (formerly Advance TAFE)		
Federation University - TAFE Division (formerly Ballarat University - TAFE Division)	np	np
Federation Training (formerly Central Gippsland TAFE)		
Gordon Institute		
Goulburn Ovens Institute of TAFE		
Holmesglen Institute		
Kangan Batman Institute of TAFE		
Melbourne University (TAFE Division/ILFR)		
Melbourne Polytechnic	np	np
RMIT (TAFE Division)	5	4.6
South West Institute of TAFE		
Sunraysia Institute of TAFE		
Swinburne (TAFE Division)		
Victoria University (TAFE Division)	np	np
William Angliss Institute of TAFE	np	np
Wodonga Institute of TAFE		
Other TAFE		
Total respondents in campus- based study	np	100.0

Table 9: Main field of study of Year 12 or equivalent completers in campus-based study, Macedon Ranges and Victoria 2015

Field of education	Macedon Ranges		Victoria	
	No.	%	No.	%
Natural and physical sciences	17	np	3,098	12.7
Information technology	np	np	894	3.7
Engineering and related technologies	7	np	1,663	6.8
Architecture and building	np	np	639	2.6
Agriculture, environmental and related studies	np	np	366	1.5
Health	26	np	4,214	17.2
Education	10	np	1,697	6.9
Management and commerce	9	np	4,238	17.3
Society and culture	16	np	3,222	13.2
Creative arts	20	np	3,575	14.6
Food, hospitality & personal services	np	np	485	2.0
Mixed field programmes	np	np	167	0.7
General degree			182	0.7
Other			46	0.2
Total respondents in campus based study	np	100.0	24,486	100.0

Note: Year 12 or equivalent completers who deferred a place in a tertiary-level program were allocated to their destination at the time of the survey and are not included in the data presented.

Figure 2: Labour force status of Year 12 or equivalent completers in campus-based tertiary study, Macedon Ranges and Victoria, 2015



Note: Year 12 or equivalent completers who deferred a place in a tertiary-level program were allocated to their destination at the time of the survey and are not included in the data presented.

2.2 Year 12 or equivalent completers in apprenticeships and traineeships

Figure 3: Proportion of Year 12 or equivalent completers in an apprenticeship or traineeship, by gender, Macedon Ranges and Victoria, 2015

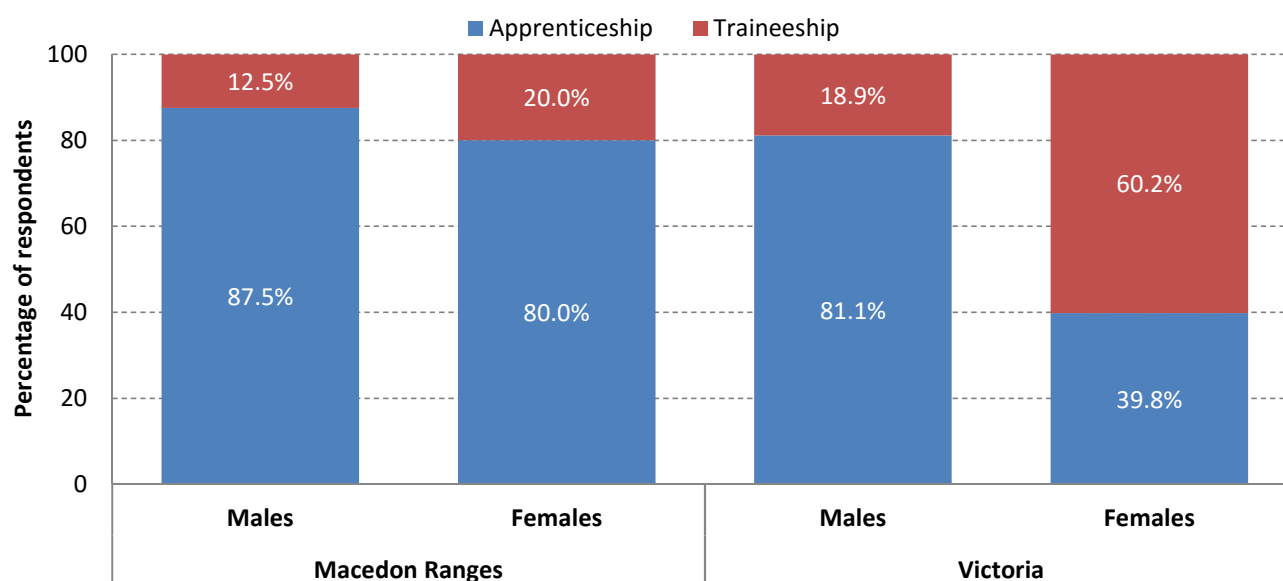


Table 10: Occupation groups of Year 12 or equivalent completers in an apprenticeship or traineeship, Macedon Ranges and Victoria, 2015

Occupation group	Macedon Ranges		Victoria	
	No.	%	No.	%
Accounting, finance & management			47	1.8
Building & construction	np	np	615	23.8
Cleaning			9	0.3
Clerks, receptionists & secretaries	np	np	126	4.9
Computing & IT			30	1.2
Drivers & transport			6	0.2
Electrical & electronics trades	np	np	276	10.7
Engineering, science & the environment			29	1.1
Food, hospitality & tourism	np	np	280	10.8
Gardening, farming & fishing			99	3.8
Government & defence			13	0.5
Health, fitness, hair & beauty	np	np	259	10.0
Labourers, factory & machine workers			90	3.5
Marketing & sales representatives			28	1.1
Media, the arts & printing			28	1.1
Metal & engineering trades			73	2.8
Motor vehicle service & repair	np	np	179	6.9
Sales assistants & storepersons			109	4.2
Social, welfare & security			35	1.4
Teaching, childcare & library	np	np	159	6.2
Other	np	np	95	3.7
Total - all occupation groups	np	100.0	2,585	100.0

2.3 Year 12 or equivalent completers not continuing in education or training

Table 11: Reasons for not continuing study: Year 12 or equivalent completers in Macedon Ranges not in education or training at the time of the survey, 2011 to 2015

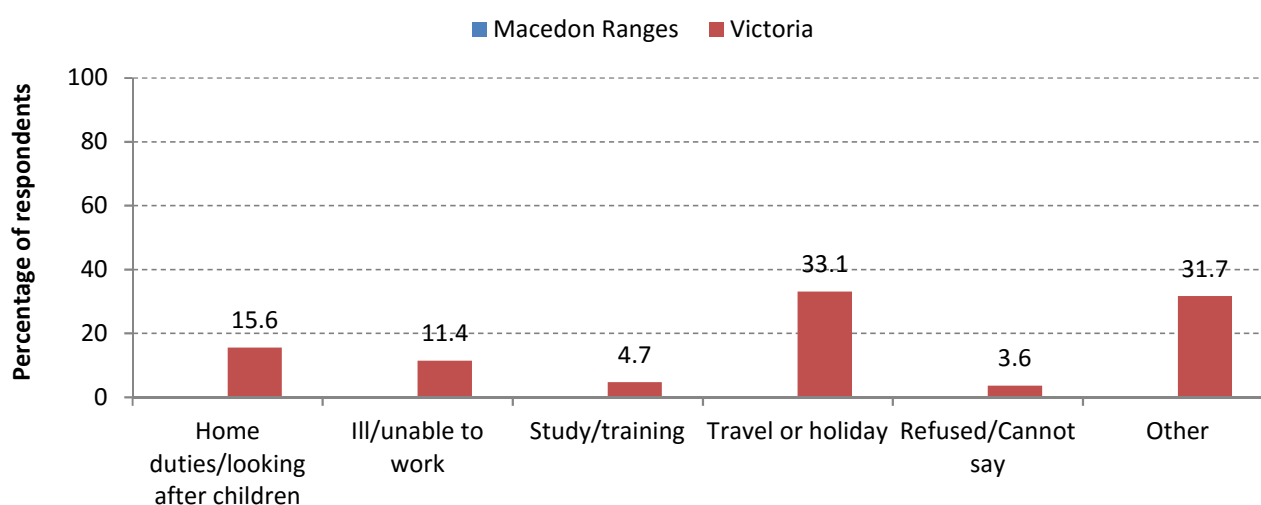
Survey year	You wanted to start working / earning your own money	You just needed a break from study	You never planned or intended to study	The courses you were interested in were not available locally
2011	87.5	71.4	32.1	23.2
2012	87.8	70.7	48.8	9.8
2013	81.5	77.8	33.3	29.6
2014	81.6	71.1	34.2	13.2
2015	72.0	44.0	36.0	40.0

Note: Respondents may have agreed to more than one statement.

Table 12: Likelihood of study in the next two years that would lead to a qualification, reported by Year 12 or equivalent completers not in education or training in Macedon Ranges and Victoria, 2015

Likelihood of future study	Macedon Ranges		Victoria	
	No.	%	No.	%
Extremely likely	7	np	2,043	44.3
Somewhat likely	15	np	1,842	40.0
Not very likely	np	np	440	9.5
Not at all likely	np	np	164	3.6
Can't say / refused			120	2.6
Total respondents	np	np	4,609	100.0

Figure 4: Main activity reported by Year 12 or equivalent completers Not in the Labour Force, Education or Training (NILFET), Macedon Ranges and Victoria, 2015



2.4 Year 12 or equivalent completers who deferred tertiary study

Deferred students are those who had been offered a place at university, TAFE or other tertiary institution, but had chosen to defer taking up the offer.

Figure 5: Proportion of Year 12 or equivalent completers who deferred tertiary study in Macedon Ranges and Victoria, 2011 to 2015

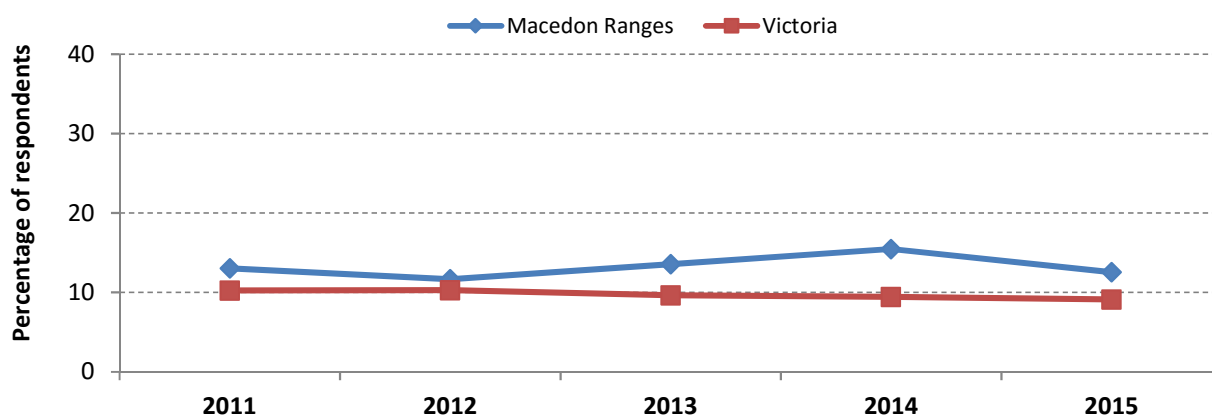
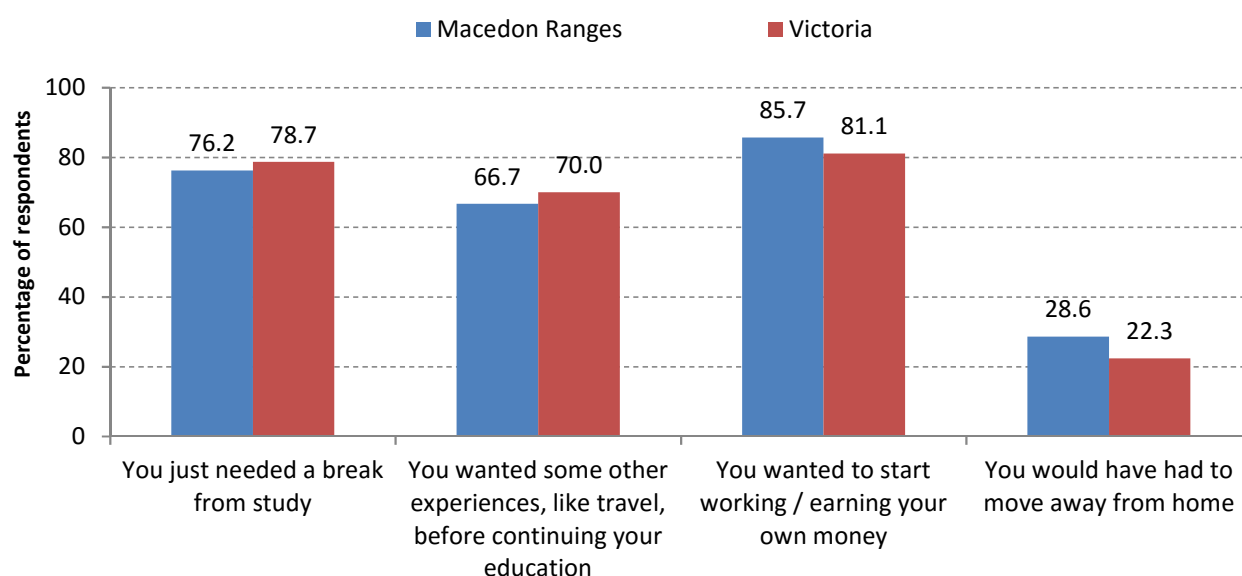


Figure 6: Reasons provided by Year 12 or equivalent completers for deferring tertiary study, Macedon Ranges and Victoria, 2015



Note: Respondents may have agreed to more than one statement.

Table 13: Destinations of Year 12 or equivalent completers who deferred tertiary study, Macedon Ranges and Victoria, 2013 to 2015

Post-school destination of deferred students	Macedon Ranges			Victoria		
	2013	2014	2015	2013	2014	2015
	%	%	%	%	%	%
Employed full-time	31.0	32.6	34.8	29.3	26.2	26.4
Employed part-time	57.1	60.5	60.9	51.1	54.3	54.0
Looking for work	7.1	4.7	4.3	12.9	14.7	14.1
NILFET	4.8	2.3		6.4	4.6	5.3
Unknown				0.2	0.2	0.1
Total respondents	100.0	100.0	100.0	100.0	100.0	100.0

Note: NILFET = Not in the labour force, employment or training

2.5 Year 12 or equivalent completers who were employed

Table 14: Top 10 occupations of Year 12 or equivalent completers who were employed at the time of the On Track survey, Macedon Ranges and Victoria, 2015

Occupation	Macedon Ranges		Victoria	
	No.	%	No.	%
Sales assistants	6	np	825	14.3
Checkout operators & cashiers	np	np	602	10.5
Waiters	8	np	652	11.3
Storepersons	np	np	332	5.8
Counter hands at food outlets	np	np	467	8.1
Kitchenhands	5	np	277	4.8
Receptionists	np	np	126	2.2
Bar Attendants	np	np	203	3.5
Teachers, tutors & teacher aides			117	2.0
Factory workers & packers			178	3.1
All other occupations	13	np	1,978	34.4
Total respondents	np	np	5,757	100.0

Table 15: Average hours worked per week, Year 12 or equivalent completers who were employed at the time of the On Track survey, Macedon Ranges and Victoria, 2015

Average hours worked per week	Macedon Ranges		Victoria	
	No.	%	No.	%
Less than 5 hours	np	np	106	1.9
5 - 9 hours	np	np	291	5.3
10 - 14 hours	np	np	517	9.4
15 - 19 hours	5	np	584	10.6
20 - 24 hours	9	np	791	14.4
25 - 29 hours	np	np	612	11.2
30 - 34 hours	np	np	696	12.7
35 - 39 hours	6	np	823	15.0
40 - 44 hours	np	np	677	12.3
45 - 49 hours	np	np	168	3.1
Greater than or equal to 50 hours	np	np	222	4.0
Total respondents	np	np	5,487	100.0

Table 16: Preference to be working full-time, Year 12 or equivalent completers who were employed part-time at the time of the On Track survey, Macedon Ranges and Victoria, 2015

Prefer to be working full-time	Macedon Ranges		Victoria	
	No.	%	No.	%
Yes	17	np	2,283	62.7
No	10	np	1,187	32.6
Can not say	np	np	169	4.6
Total respondents	np	np	3,639	100.0

Note: Part-time employment = less than 35 hours per week

3. Post-school destinations of early school leavers

Table 17: Post-school destinations of early school leavers who exited school in 2014, Macedon Ranges and Victoria

Post-school destination	Macedon Ranges		Victoria	
	No.	%	No.	%
In further education or training	np	np	1931	54.8
Bachelor degree			31	0.9
Certificates/Diplomas	np	np	907	25.8
Certificate IV or higher	np	np	408	11.6
Certificate I to III	np	np	499	14.2
Apprentice/Trainee	9	np	993	28.2
Apprenticeship	9	np	857	24.3
Traineeship			136	3.9
Not continuing in further education or training	np	np	1580	44.9
Employed	6	np	835	23.7
Employed full-time	np	np	314	8.9
Employed part-time	np	np	521	14.8
Looking for work	np	np	550	15.6
NILFET			195	5.5
Unknown	np	np	10	0.3
Total respondents	np	np	3,521	100.0

Note: NILFET = Not in the labour force, employment or training

Table 18: Post-school destinations of early school leavers in Macedon Ranges and Victoria, 2011 to 2015

Post-school destination		Bachelor degree	Certificates/ Diplomas	Apprentice/ Trainee	Employed	Looking for work	2014
		%	%	%	%	%	%
Macedon Ranges	2011		10.5	36.8	31.6	21.1	
	2012		17.9	39.3	17.9	17.9	7.1
	2013		22.7	50.0	22.7	4.5	
	2014		20.0	48.0	24.0	4.0	4.0
	2015		18.2	40.9	27.3	9.1	
Victoria	2011	0.4	19.8	35.1	24.0	16.2	4.5
	2012	0.4	21.4	34.6	23.3	15.0	5.2
	2013	0.9	23.2	27.5	24.8	17.4	6.0
	2014	0.7	28.1	25.1	23.9	16.9	5.1
	2015	0.9	25.8	28.2	23.7	15.6	5.5

Note: NILFET = Not in the labour force, employment or training. The percentage of early school leavers by post-school destination is sensitive to changes in respondent numbers and fluctuates year to year due to the small sample size in each cohort.

Figure 7: Reasons given by early school leavers in Macedon Ranges and Victoria for leaving school, 2015

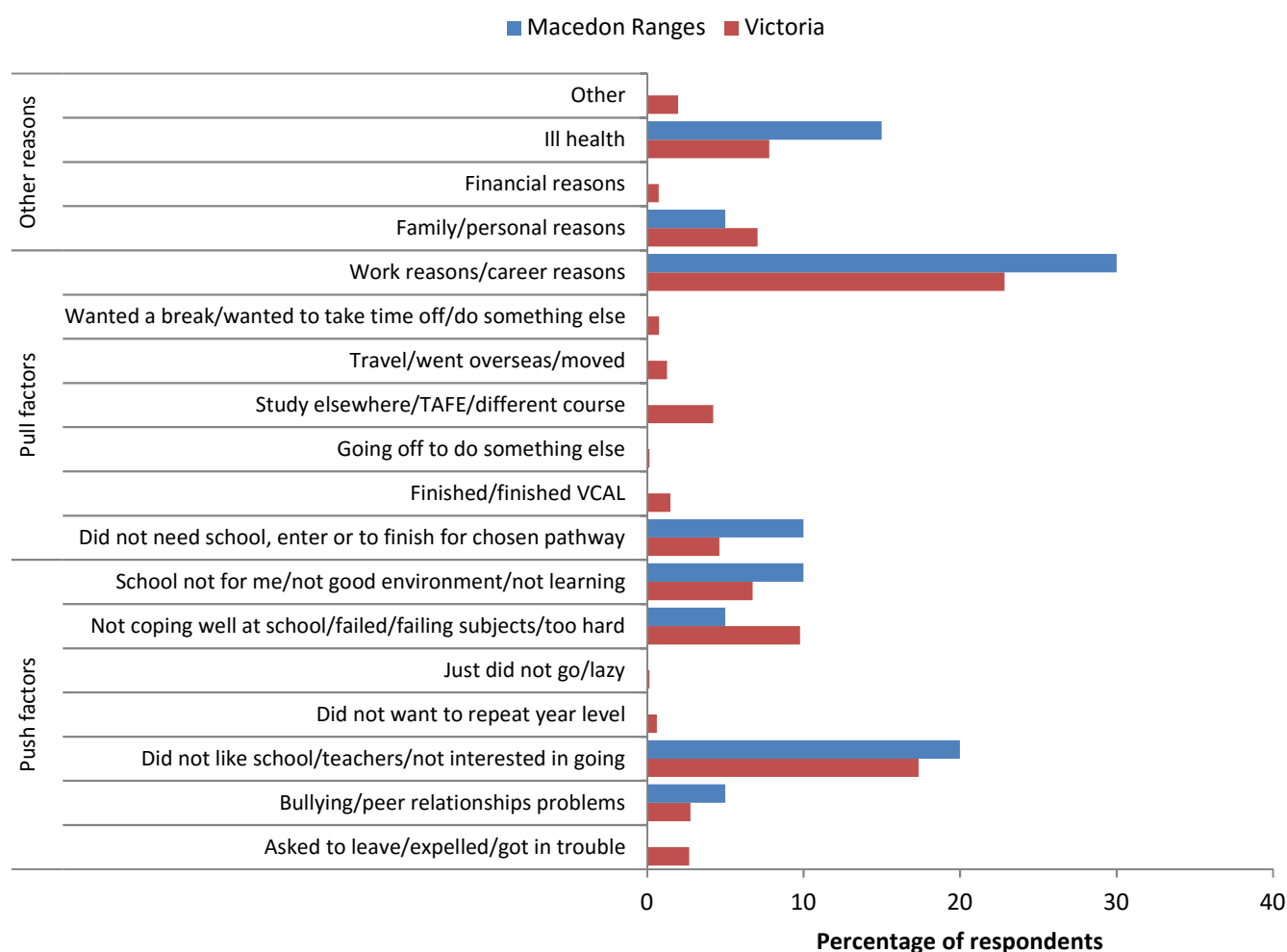


Table 19: Factors that would have motivated early school leavers to stay in school, Macedon Ranges and Victoria, 2011 to 2015

Motivation factors for staying in schools		The school had a wider range of subjects	There were vocational programs or VET subjects in areas that interested you	There was more flexible scheduling of classes	You could have studied part-time while working
		%	%	%	%
Macedon Ranges	2011	55.6	66.7	50.0	66.7
	2012	43.5	47.8	39.1	60.9
	2013	57.1	47.6	47.6	57.1
	2014	38.1	42.9	47.6	38.1
	2015	45.0	60.0	50.0	50.0
Victoria	2011	48.7	50.5	48.8	55.6
	2012	49.5	50.7	51.3	58.4
	2013	49.7	49.4	48.7	55.4
	2014	48.6	47.6	48.4	52.3
	2015	47.5	47.9	46.8	50.5

Note: Respondents may have agreed to more than one statement.

Figure 8: Year level studying when left school, early school leavers in Macedon Ranges and Victoria, 2013 to 2015

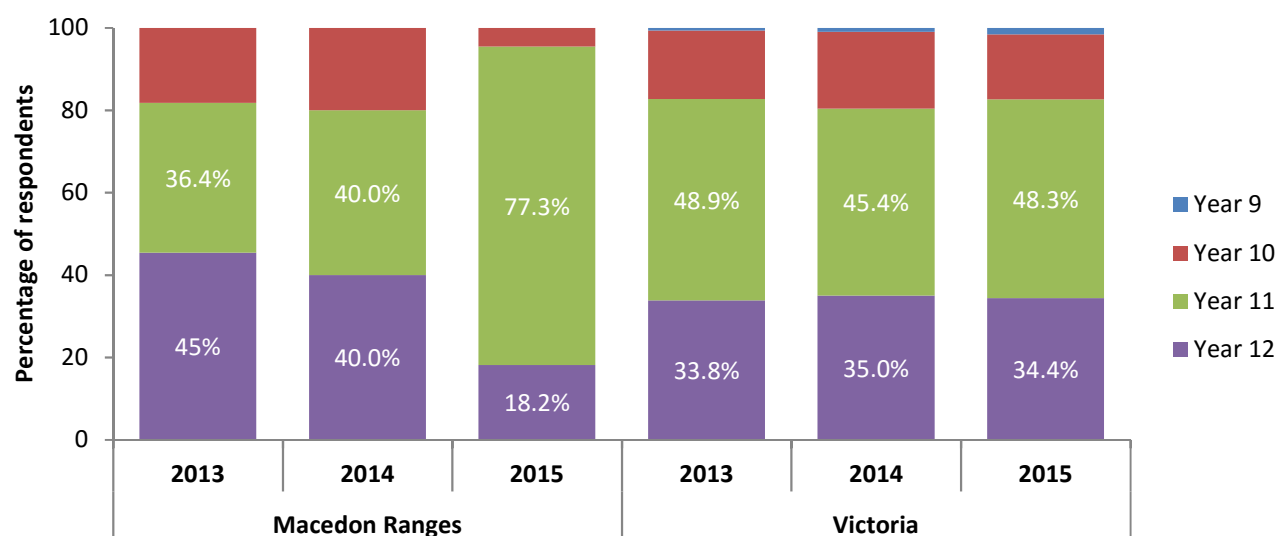


Figure 9: Reasons for not continuing education or training: early school leavers in Macedon Ranges and Victoria, 2015

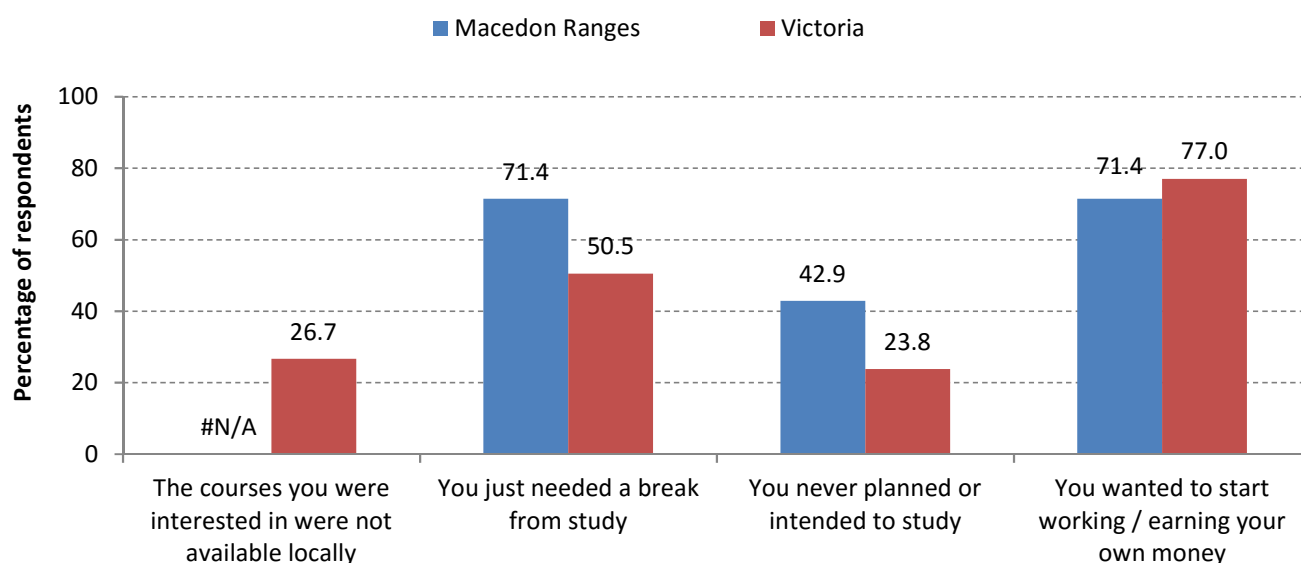


Table 20: Top 5 occupations of early school leavers not in education or training who were employed at the time of the On Track survey, Macedon Ranges and Victoria, 2015

Occupation group	Macedon Ranges		Victoria	
	No.	%	No.	%
Sales assistants			73	9.1
Counter hands at food outlets	np	np	75	9.4
Checkout operators & cashiers			47	5.9
Storepersons			35	4.4
Kitchenhands	np	np	39	4.9
All other occupations	np	np	530	66.3
Total working and not in education or training	np	np	799	100.0

4. Career advice activities participated in while at school

Figure 10: Career advice activities participated in while at school, by school leavers in Macedon Ranges, 2015

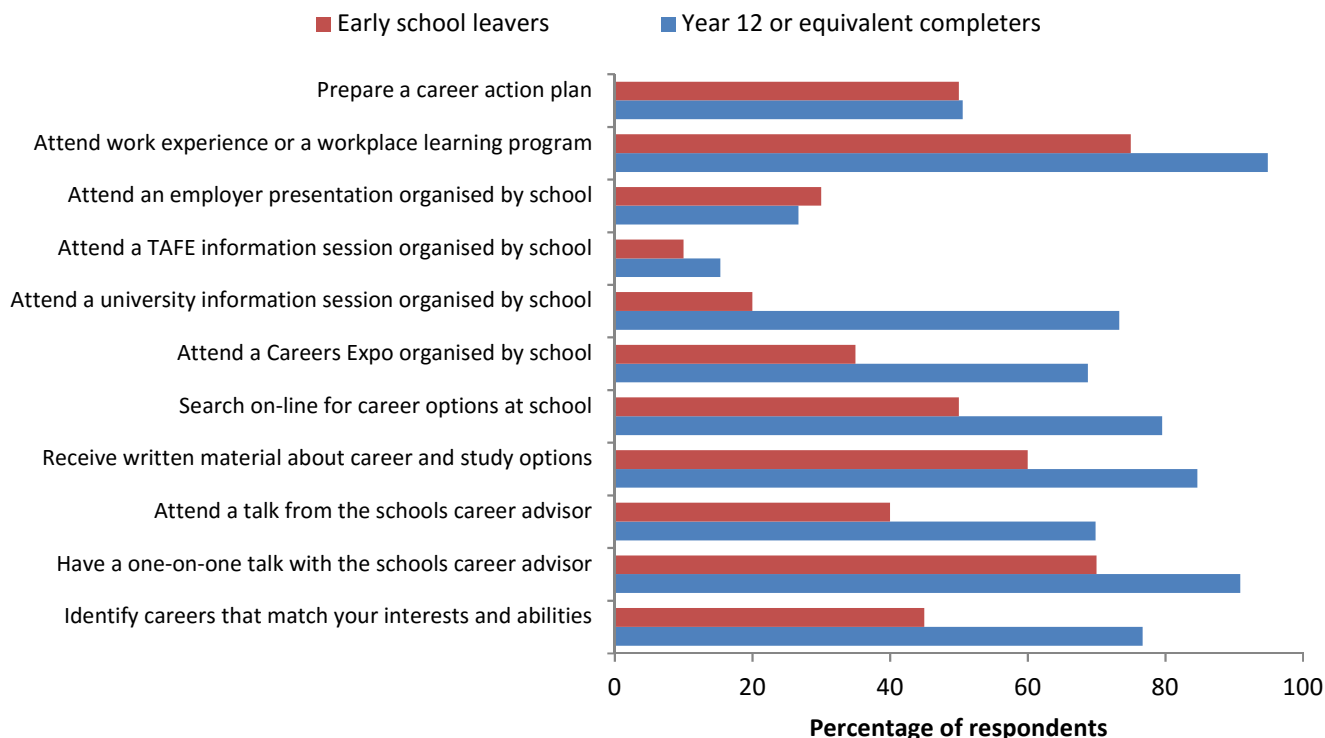


Table 21: Perceived usefulness of career advice received while at school, school leavers in Macedon Ranges and Victoria, 2015

Perceived usefulness of career advice received	Macedon Ranges		Victoria	
	Year 12 or equivalent completers	Early school leavers	Year 12 or equivalent completers	Early school leavers
Very useful	24.4	20.0	29.8	20.8
Somewhat useful	52.3	45.0	50.2	42.2
Not very useful	16.5	25.0	13.7	20.0
Not at all useful	6.8	10.0	5.5	12.7
Did not receive any advice / Can not say	0.0	0.0	0.9	4.3
Total respondents	176	20	34,114	3,243

Table 22: Follow-up action taken on career action plans by early school leavers in Macedon Ranges, 2015

Career action plan follow-up	Year 12 or equivalent		Early school leavers	
	No.	%	No.	%
Total respondents	176		20	
Prepared a career action plan while at school	89	50.6	10	50.0
(Of those who prepared a plan) - Had a copy of this plan when they left school	48	53.9	np	np
(Of those that had a copy of their plan when they left school) - Followed up on actions in their plan	29	60.4	np	np